


GCF IRMF WEBINAR SERIES – JAN 25, 2022

# INTRODUCTION TO THE CHANGES IN THE NEW VERSION OF THE FP TEMPLATE FOR PAP AND SAP



GREEN  
CLIMATE  
FUND

Vladislav Arnaoudov, Senior Quality Assurance and M&E specialist, DPM, GCF  
Shahid Parwez, Monitoring and Evaluation Specialist, DPM, GCF

- 1. Overview**
- 2. Section A: Project/Programme Summary**
- 3. Section B: Project/Programme Information**
- 4. Section C: Financing Information**
- 5. Section D: Performance against Investment Criteria**
- 6. Section E: Logical Framework**
- 7. Changes to the SAP FP Template**

# 1. OVERVIEW

# INTEGRATED RESULTS MANAGEMENT FRAMEWORK (IRMF)



- The IRMF is a framework used by the GCF to monitor, analyse, and report on the aggregated, portfolio-wide results of the Fund's investments.
- It replaces the GCF's initial results management framework (RMF) and mitigation and adaptation performance measurement frameworks (PMFs).
- The IRMF will apply to projects/programmes submitted to the GCF Board starting on and from the thirty-second meeting of the Board (B.32).
- Accordingly, **all existing pipeline funding proposals, including resubmissions for Board consideration at or after B.32, are required to use the updated FP template** to ensure alignment with the IRMF.

# OVERVIEW OF KEY CHANGES



Initial RMF/PMFs	IRMF	CHANGE
Fragmented frameworks	Single IRMF	New
	Stronger alignment with the initial Investment Framework	Improved
Conceptual gaps	Maintained mitigation and adaption orientation and logic models & 8 result areas	No change
	Reduced overall number of indicators	Improved
	Contribution to paradigm shift & systemic change (not attribution)	Improved
Strengthened IRMF Implementation Capacity	Clear roles and responsibilities	Improved
	Comprehensive results handbook	New
	Guidance on M&E budgeting / arrangements; reporting system	Minor; No change

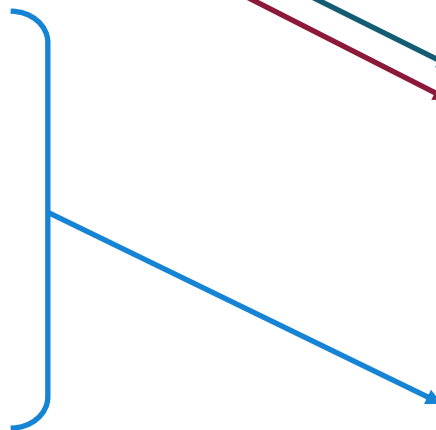

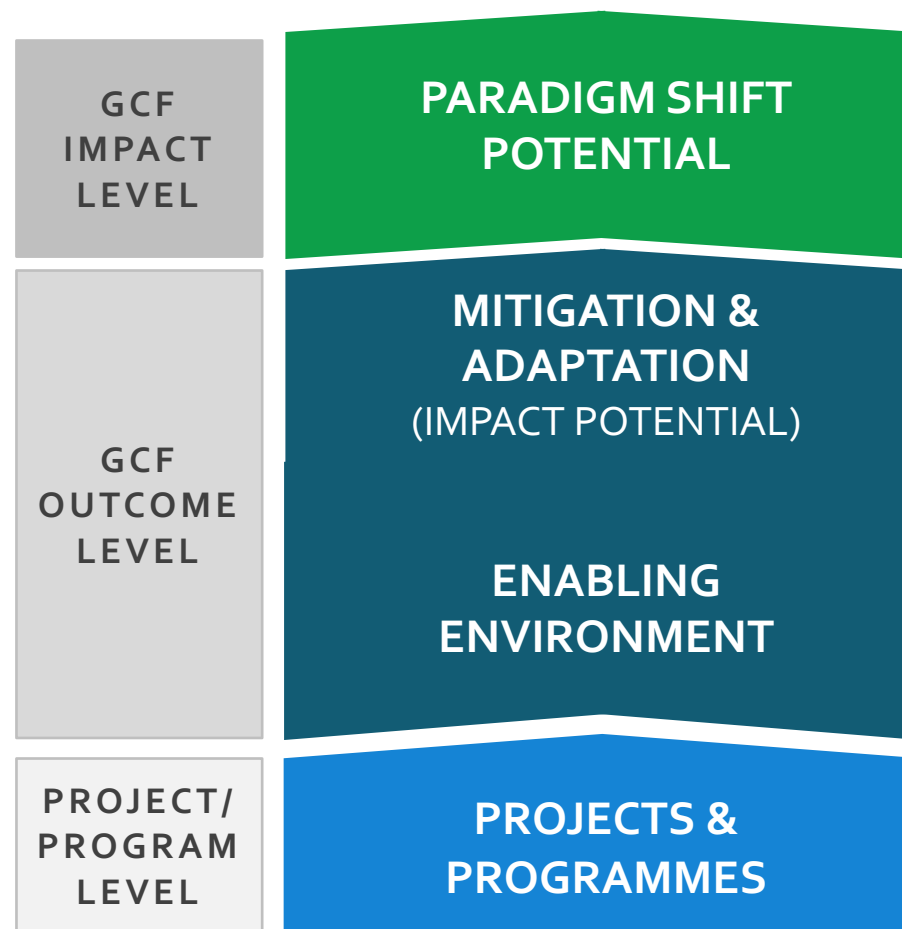
# CHANGES IN RESULTS ARCHITECTURE



Initial RMF (B.07)



Final adopted IRMF (B.29)



# IRMF RESULT ARCHITECTURE



GCF  
IMPACT  
LEVEL

## PARADIGM SHIFT POTENTIAL

SCALE

REPLICABILITY

SUSTAINABILITY



UNFCCC  
Paris Agreement

GCF  
OUTCOME  
LEVEL

## MITIGATION AND ADAPTATION (IMPACT POTENTIAL)

GHG emissions reduced,  
avoided or  
removed/sequestered

Direct and indirect  
beneficiaries reached

Value of physical assets  
made more resilient to the  
effects of climate change  
and/or more able to reduce  
GHG emissions

Hectares of natural resource  
areas brought under  
improved low emission  
and/or climate resilient  
management practices

Quantitative Indicators



## ENABLING ENVIRONMENT

Institutional and  
regulatory frameworks

Technology deployment,  
dissemination,  
development or transfer,  
and innovation

Market development and  
transformation

Knowledge  
generation, capture and  
learning

Combination of qualitative and quantitative indicators



PROJECT/  
PROGRAM  
LEVEL

## PROJECTS AND PROGRAMMES



NDCs  
NAMAs  
NAPs

# MAIN CHANGES IN THE FP TEMPLATE TO INCORPORATE THE IRMF



SECTION A
Project/programme summary
SECTION B
Project/programme information
SECTION C
Financing information
SECTION D
Expected performance against investment criteria
SECTION E
Logical framework
SECTION F
Risk assessment and management
SECTION G
GCF policies and standards
SECTION H
Annexes

- The main changes made in the FP template relate to the Logical Framework section (**section E**) while other related sections such as the project summary (**section A**), and project programme information (**section B**), have also been modified to correspond to the changes made in Logical Framework section.
- There is no change in the overall FP template structure consisting of sections A-H



## 2. SECTION A: PROJECT/PROGRAMME SUMMARY

# CHANGES TO SECTION A.4



A.4. Result area(s)	<p>Check the applicable <a href="#">GCF result area(s)</a> that the <u>overall</u> proposed project/programme targets below. For each checked result area(s), indicate the estimated percentage of <b>GCF and Co-financers' contribution</b> devoted to it. The total of the percentages when summed should be 100% for GCF and Co-financers' contribution respectively.</p>		
		<b>GCF contribution</b>	<b>Co-financers' contribution<sup>1</sup></b>
	<b>Mitigation total</b>	Enter number %	Enter number %
	<input type="checkbox"/> Energy generation and access	Enter number %	Enter number %
	<input type="checkbox"/> Low-emission transport	Enter number %	Enter number %
	<input type="checkbox"/> Buildings, cities, industries and appliances	Enter number %	Enter number %
	<input type="checkbox"/> Forestry and land use	Enter number %	Enter number %
	<b>Adaptation total</b>	Enter number %	Enter number %
	<input type="checkbox"/> Most vulnerable people and communities	Enter number %	Enter number %
	<input type="checkbox"/> Health and well-being, and food and water security	Enter number %	Enter number %
	<input type="checkbox"/> Infrastructure and built environment	Enter number %	Enter number %
<input type="checkbox"/> Ecosystems and ecosystem services	Enter number %	Enter number %	

- A new column has been added in section to provide information on the estimate percentage of the co-financiers' contribution to each results area in addition to the estimated percentage of the request for GCF funding.
- GCF contribution and co-financiers' contribution per result areas should add up to 100 percent, respectively.

# CHANGES TO SECTION A.5 AND A.6



<b>A.5. Expected mitigation outcome</b>  <i>(Core indicator 1: GHG emissions reduced, avoided or removed / sequestered)</i>	<i>Indicate greenhouse gas (GHG) emission reductions or removals in tCO<sub>2</sub>eq over total lifespan of the project/programme<sup>2</sup></i>	<b>A.6. Expected adaptation outcome</b>  <i>(Core indicator 2: direct and indirect beneficiaries reached)</i>	<i>Indicate total number of direct and indirect beneficiaries</i>	
			<i>Indicate number of direct beneficiaries</i>	<i>Indicate number of indirect beneficiaries</i>
			<i>Indicate % of direct beneficiaries vis-à-vis total population</i>	<i>Indicate % of indirect beneficiaries vis-à-vis total population</i>

- The title of each section has been modified to align with the IRMF language and indicators.
- In addition, section A6 has been separated into granular entry fields to facilitate the disaggregation of target beneficiary figures such as by direct and indirect beneficiaries

## 2. SECTION B: PROJECT/PROGRAMME INFORMATION



# CHANGES TO SECTION B.2 : B.2(a)



## **B.2 (a). Theory of change narrative and diagram (max. 1500 words, approximately 3 pages plus diagram)**

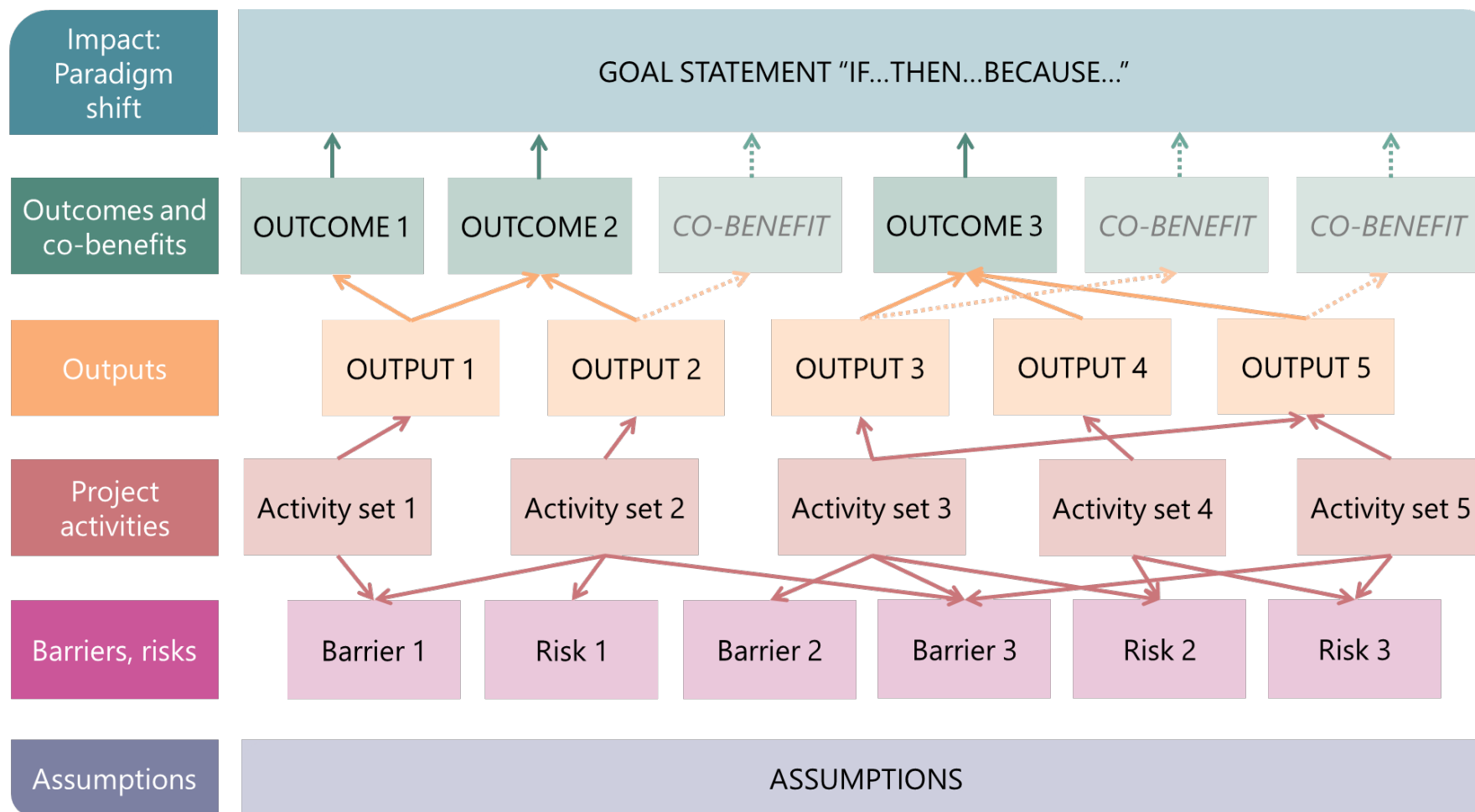
*Present the theory of change (ToC) that contains a goal statement and describes how the proposed project/programme will contribute towards the goal statement by using results chain links from activities, outputs, to outcomes. By referring to the sample ToC diagram template available in the guidance note, present a ToC diagram (approximately 1 page) which visually represents the same logic in the narrative description. The ToC diagram and narrative may include a wide range of co-benefits<sup>4</sup> as applicable in the context of the project/programme.*

*Note all co-benefits will need to be further elaborated in section D.3 (sustainable development potential) and correspondent co-benefit indicators should be provided under section E.5 (project/programme specific indicators).*

*The theory of change should also include any relevant barriers (social, gender, fiscal, regulatory, technological, financial, ecological, institutional, etc.) that need to be addressed as well as risks and assumptions. Note that the assumptions can be elaborated further in sections E.3 (GCF outcome level: reduced reduced emissions and increased resilience) and E.5 (project/programme specific indicators) for each relevant indicator, as appropriate.*

- Section B.2 has been divided into subsections B2(a)- ToC narrative and diagram, and B2(b) – outcome mapping to GCF results areas and co-benefit categorization.
- B2(a) provides more emphasis on capturing co-benefits under the ToC as encouraged by the IRMF. The ToC template has been updated accordingly

# UPDATED TOC TEMPLATE IN B.2(a)



# CHANGES TO SECTION B.2 : B.2(b)



## B.2 (b). Outcome mapping to GCF results areas and co-benefit categorization

Fill in the GCF results area table below to map each project/programme outcome identified in section B.2(a) to the contributing GCF results area(s) by referring to the description of eight results areas provided in the guidance note.

Outcome number	GCF Mitigation Results Area (MRA 1-4)				GCF Adaptation Results Area (ARA 1-4)			
	MRA 1 Energy generation and access	MRA 2 Low-emission transport	MRA 3 Building, cities, industries, appliances	MRA 4 Forestry and land use	ARA 1 Most vulnerable people and communities	ARA 2 Health, well-being, food and water security	ARA 3 Infrastructure and built environment	ARA 4 Ecosystems and ecosystem services
Outcome 1	<input type="checkbox"/>	<input type="checkbox"/>	<input type="checkbox"/>	<input type="checkbox"/>	<input type="checkbox"/>	<input type="checkbox"/>	<input type="checkbox"/>	<input type="checkbox"/>
Outcome 2	<input type="checkbox"/>	<input type="checkbox"/>	<input type="checkbox"/>	<input type="checkbox"/>	<input type="checkbox"/>	<input type="checkbox"/>	<input type="checkbox"/>	<input type="checkbox"/>
Outcome 3	<input type="checkbox"/>	<input type="checkbox"/>	<input type="checkbox"/>	<input type="checkbox"/>	<input type="checkbox"/>	<input type="checkbox"/>	<input type="checkbox"/>	<input type="checkbox"/>
Outcome 4	<input type="checkbox"/>	<input type="checkbox"/>	<input type="checkbox"/>	<input type="checkbox"/>	<input type="checkbox"/>	<input type="checkbox"/>	<input type="checkbox"/>	<input type="checkbox"/>
Outcome ...	<input type="checkbox"/>	<input type="checkbox"/>	<input type="checkbox"/>	<input type="checkbox"/>	<input type="checkbox"/>	<input type="checkbox"/>	<input type="checkbox"/>	<input type="checkbox"/>
Outcome ...	<input type="checkbox"/>	<input type="checkbox"/>	<input type="checkbox"/>	<input type="checkbox"/>	<input type="checkbox"/>	<input type="checkbox"/>	<input type="checkbox"/>	<input type="checkbox"/>

If any co-benefits have been identified in section B.2(a), fill in the Co-benefit table below to map each co-benefit to the corresponding category as defined in the FP guidance note.

Co-benefit number	Co-benefit					
	Environmental	Social	Economic	Gender	Adaptation	Mitigation
Co-benefit 1	<input type="checkbox"/>	<input type="checkbox"/>	<input type="checkbox"/>	<input type="checkbox"/>	<input type="checkbox"/>	<input type="checkbox"/>
Co-benefit 2	<input type="checkbox"/>	<input type="checkbox"/>	<input type="checkbox"/>	<input type="checkbox"/>	<input type="checkbox"/>	<input type="checkbox"/>
Co-benefit ...	<input type="checkbox"/>	<input type="checkbox"/>	<input type="checkbox"/>	<input type="checkbox"/>	<input type="checkbox"/>	<input type="checkbox"/>
Co-benefit ...	<input type="checkbox"/>	<input type="checkbox"/>	<input type="checkbox"/>	<input type="checkbox"/>	<input type="checkbox"/>	<input type="checkbox"/>

- In B.2 (b) AEs shall map each project/programme outcome from the ToC developed in B.2(a) to one or more of the GCF results areas by marking X's in the **GCF results area table**
- Similarly, each co-benefit from the ToC developed in section B2(a) can be mapped to one or more of the co-benefit categories by marking X's in the **Co-benefit categorization table**.

# MINOR CHANGES TO SECTION B.3 AND B.6



## B.3. Project/programme description (max. 2500 words, approximately 5 pages)

Define the project/programme. Describe the proposed set of components, outputs and activities that **will be undertaken by the project/programme to attain the intended outcomes elaborated in Section B.2 (a). Please also elaborate how the project/programme activities will address the barriers described in Section B.2.**

This **section of the funding proposal** should be consistent with **sections C.2 (financing by component), E.5 (project/programme results level) and E.6 (project/programme activities and deliverables).**

Referring to the feasibility study, describe why this set of interventions was selected instead of alternative solutions and how the project/programme can help unlock the needed support in a sustainable manner. Also identify trade-offs of the selected interventions, if applicable.

For Enhanced Direct Access (EDA) proposals and projects/programmes with financial intermediation (loans or on-granting), describe the selection criteria of the sub-project and types.

## B.6. Exit strategy (max. 500 words, approximately 1 page)

Explain how the project/programme **will successfully exit once implementation is completed, including how results and benefits will continue beyond the project/programme period and how the contribution to paradigm shift will be maintained.**

Include information pertaining to the longer-term ownership, project/programme exit strategy, operations and maintenance of investments (e.g. key infrastructure, assets, contractual arrangements). In case of private sector, please describe the GCF's financial exit strategy through Initial Public Offerings, trade sales, etc.

Provide information on additional actions to be undertaken by public and private sector or civil society as **part of the project/programme to ensure sustainability of the results attained.**

- For section B.3, some terms have been redefined to increase clarity.
- In section B.6 the focus has now changed from sustainability to **exit strategy** while 'sustainability' of a project/programme has been moved to section E (logframe) in line with the IRMF results structure.



## 2. SECTION C: FINANCIAL INFORMATION

# MINOR CHANGES TO SECTION C



C. FINANCING INFORMATION							
<b>C.1. Total financing</b>							
<b>(a) Requested GCF funding (i + ii + iii + iv + v + vi + vii)</b>		<b>Total amount</b>			<b>Currency</b>		
		Enter amount			Options		
<b>GCF financial instrument</b>		<b>Amount</b>	<b>Tenor</b>	<b>Grace period</b>	<b>Pricing</b>		
(i) Senior loans		Enter amount	Enter years	Enter years	Enter %		
(ii) Subordinated loans		Enter amount	Enter years	Enter years	Enter %		
(iii) Equity		Enter amount			Enter % equity return		
(iv) Guarantees		Enter amount	Enter years				
(v) Reimbursable grants		Enter amount					
(vi) Grants		Enter amount					
(vii) Results-based payments		Enter amount					
<b>(b) Co-financing information</b>		<b>Total amount</b>			<b>Currency</b>		
		Enter amount			Options		
<b>Name of institution</b>	<b>Financial instrument</b>	<b>Amount</b>	<b>Currency</b>	<b>Tenor &amp; grace</b>	<b>Pricing</b>	<b>Seniority</b>	
Click here to enter text.	Options	Enter amount	Options	Enter years Enter years	Enter%	Options	
Click here to enter text.	Options	Enter amount	Options	Enter years Enter years	Enter%	Options	
Click here to enter text.	Options	Enter amount	Options	Enter years Enter years	Enter%	Options	
Click here to enter text.	Options	Enter amount	Options	Enter years Enter years	Enter%	Options	
<b>(c) Total financing (c) = (a)+(b)</b>		<b>Amount</b>			<b>Currency</b>		
		Enter amount			Options		
<b>(d) Other financing arrangements and contributions (max. 250 words, approximately 0.5 page)</b>		<p>Please explain if any of the financing parties including the AE would benefit from any type of guarantee (e.g. sovereign guarantee, MIGA guarantee).</p> <p>Please also explain other contributions such as in-kind contributions including tax exemptions and contributions of assets.</p> <p>Please also include parallel financing associated with this project or programme (refer to the co-financing policy).</p>					
<b>C.2. Financing by component</b>							
Please provide an estimate of the total cost per component and output as outlined in section B.3. above and disaggregate by source of financing. More than one co-financing institution can fund a single component or output. Provide the summarised cost estimates in the table below and the detailed budget plan as annex 4.							
Component	Output	Indicative cost Options	GCF financing		Co-financing		
			Amount Options	Financial Instrument	Amount Options	Financial Instrument	Name of Institutions
Click here to enter text.	Click here to enter text.	Enter amount	Enter amount	Choose an item.	Enter amount	Choose an item.	Click here to enter text.
	Click here to enter text.	Enter amount	Enter amount	Choose an item.	Enter amount	Choose an item.	Click here to enter text.
Click here to enter text.	Click here to enter text.	Enter amount	Enter amount	Choose an item.	Enter amount	Choose an item.	Click here to enter text.

- Although no significant changes were made to this section, clarifications were provided on the cost breakdown by component and output
- It was also emphasized that **all M&E costs need to be incorporated in the budget except for the cost of interim and final evaluations** which are covered by AE fees

## 2. SECTION D: PERFORMANCE AGAINST INVESTMENT CRITERIA

# MINOR CHANGES TO SECTION D



D. EXPECTED PERFORMANCE AGAINST INVESTMENT CRITERIA
<i>This section refers to the performance of the project/programme against the investment criteria as set out in the GCF's <a href="#">Initial Investment Framework</a>.</i>
<b>D.1. Impact potential (max. 500 words, approximately 1 page)</b>
<i>Describe the potential of the project/programme to contribute to the achievement of the Fund's objectives and result areas. As applicable, describe the envisaged project/programme <b>benefits</b> for mitigation and/or adaptation. Provide the <b>intended outcomes</b> for mitigation by elaborating on how the project/programme contributes to low-emission sustainable development pathways. Provide the <b>intended outcomes</b> for adaptation by elaborating on how the project/programme contributes to increased climate-resilient sustainable development. Calculations should be provided as an annex. This should be consistent with section E.2 reporting GCF's core indicators.</i>
<b>D.2. Paradigm shift potential (max. 500 words, approximately 1 page)</b>
<i><b>Paradigm shift potential is defined as</b> 'degree to which the proposed activity can catalyse impact beyond a one-off project or programme investment'. In this section, elaborate on the contribution to paradigm shift and how the proposed project/programme aims to contribute towards it based on the theory of change described in section B2(a). Also describe how and to what extent the project/programme will be able to promote or contribute to paradigm shift through the below.</i>
<ul style="list-style-type: none"> <li>• Potential for scaling up and replication</li> <li>• Potential for knowledge sharing and learning</li> <li>• Contribution to the creation of an enabling environment</li> <li>• Contribution to the regulatory framework and policies</li> <li>• Overall contribution to climate-resilient development pathways consistent with relevant national climate change adaptation strategies and plans</li> </ul>
<b>D.3. Sustainable development (max. 500 words, approximately 1 page)</b>
<i>Describe the wider benefits and priorities of the project/programme in relation to the Sustainable Development Goals and provide the potential in terms of:</i>
<ul style="list-style-type: none"> <li>• Environmental co-benefits</li> <li>• Social co-benefits including health co-benefit</li> <li>• Economic co-benefits</li> <li>• Gender-sensitive development benefit</li> </ul>
<b>D.4. Needs of recipient (max. 500 words, approximately 1 page)</b>
<i>Describe the scale and intensity of vulnerability of the country and beneficiary groups and elaborate how the project/programme addresses the issue (e.g. the level of exposure to climate risks for beneficiary country and groups, overall income level, etc.). Describe how the project/programme addresses the following needs:</i>
<ul style="list-style-type: none"> <li>• Vulnerability of the country and/or specific vulnerable groups, including gender aspects (for adaptation only)</li> <li>• Economic and social development level of the country and the affected population</li> <li>• Absence of alternative sources of financing (e.g. fiscal or balance of payments gap that prevents government from addressing the needs of the country; and lack of depth and history in the local capital market)</li> <li>• Need for strengthening institutions and implementation capacity</li> </ul>
<b>D.5. Country ownership (max. 500 words, approximately 1 page)</b>
<i>Please describe how the beneficiary country takes ownership of and implements the funded project/programme. Describe the following:</i>
<ul style="list-style-type: none"> <li>• Existing national climate strategy</li> <li>• Existing GCF country programme</li> <li>• Relevance to and alignment with existing policies such as Nationally Determined Contributions (NDCs), Nationally Appropriate Mitigation Actions (NAMAs), and National Adaptation Plans (NAPs)</li> <li>• NDCs, NAMAs, and NAPs</li> <li>• Capacity of Accredited Entities or Executing Entities to deliver</li> <li>• Role of National Designated Authority</li> <li>• Engagement with civil society organizations and other relevant stakeholders, including indigenous peoples, women and other vulnerable groups</li> </ul>
<b>D.6. Efficiency and effectiveness (max. 500 words, approximately 1 page)</b>

- Alignment of the terminology used in the guidance for individual subsections D.1 and D.2
- Clarification of the linkage between ToC and paradigm shift was made in subsection D.2

## 2. SECTION E: LOGICAL FRAMEWORK

# KEY CHANGES TO SECTION E



Section	Previous FP template	Updated FP template	Description of the change
<b>Section E1</b>	Paradigm shift objectives	Project /programme focus	Title has changed. AEs will indicate if the proposed project/programme is intending to achieve mitigation or adaptation outcomes.
<b>Section E2</b>	Core indicator targets	GCF <b>impact</b> level: paradigm shift potential	Paradigm shift (qualitative) target and baseline setting has been introduced in line with the IRMF structure.
<b>Section E3</b>	Fund-level impacts	GCF <b>outcome</b> level: <b>reduced emissions</b> and <b>increased resilience</b>	The PMFs indicators including core, Fund-level impacts and Fund-level outcomes indicators have been replaced with IRMF core 1-4 and supplementary indicators.
<b>Section E4</b>	Fund-level outcomes	GCF outcome level: <b>enabling environment</b>	Enabling environment (qualitative) target and baseline setting has been introduced in line with the IRMF structure.
<b>Section E5</b>	Project/programme performance indicators	Project/programme specific indicators	Co-benefits indicators table has been introduced as encouraged by the IRMF.
<b>Section E6</b>	Activities	Project/programme activities and deliverables	No change apart from minor semantic changes.
<b>Section E7</b>	Monitoring, reporting and evaluation arrangements	Monitoring, reporting and evaluation arrangements	No change in the title but a reminder has been added to include 'paradigm shift' and 'enabling environment' scorecards assessments as part of the scope for interim/final evaluations as required by the IRMF.

- The key changes made in the FP template are in the logframe (section E). It is now structured around the three result levels of the IRMF: 1) impact (paradigm shift); 2) two layers of outcomes - 'mitigation and adaptation' and 'enabling environment' outcomes; and 3) project/programme levels.

# CHANGES TO E.1 AND E.2



E. LOGICAL FRAMEWORK				
This section refers to the project/programme's logical framework in accordance with the GCF's <b>Integrated Results Management Framework</b> to which the project/programme contributes as a whole, including in respect of any co-financing.				
<b>E.1. Project/Programme Focus</b>				
Please indicate whether this proposal is for a mitigation or adaptation project/programme. For cross-cutting proposals, select both.				
<input type="checkbox"/> Reduced emissions (mitigation) <input type="checkbox"/> Increased resilience (adaptation)				
<b>E.2. GCF Impact level: Paradigm shift potential (max 600 words, approximately 1-2 pages)</b>				
This section of the logical framework is meant to help a project/programme monitor and assess how it contributes to the paradigm shift described in section D.2 above by applying three assessment dimensions - scale, replicability, and sustainability.				
Accordingly, for each assessment dimension (see the definition per assessment in the accompanying guidance note), describe the current state (baseline) and the potential scenario (target) and rate the current state (baseline) by using the three-point-scale rating (low, medium, and high) provided in the guidance note. Also describe how the project/programme will contribute to that shift/transformation under respective assessment dimensions (scale, replicability and sustainability). In doing so, please refer to section B.2(a) (theory of change).				
Assessment Dimension	Current state (baseline)		Potential target scenario (Description)	How the project/programme will contribute (Description)
	Description	Rating		
Scale		Choose an item.		Describe key applicable outputs and or resulting outcomes relevant to increasing (scaling up) quantifiable results within and beyond the scope of the intervention.
Replicability		Choose an item.		Describe key applicable outputs and resulting outcomes that will be replicated to other sectors, markets, geographical regions, or countries.
Sustainability		Choose an item		Describe key applicable outputs and resulting outcomes that will be sustained beyond the project/programme period.

- E.1 has been updated to align with the IRMF language. As per the previous practice, AEs are requested to tick the relevant box as to whether the proposed project is focused on mitigation or on adaptation
- New section E.2 **GCF Impact Level: Paradigm shift potential** in line with the IRMF, where a project/programme is expected to monitor and assess how it contributes to a project/programme specific paradigm shift by applying three assessment dimensions - scale, replicability and sustainability

# CHANGES TO E.3



E.3. GCF Outcome level: Reduced emissions and increased resilience (IRMF core indicators 1-4, quantitative indicators)						
<i>Select appropriate IRMF core and supplementary indicators to monitor project/programme progress. More than one IRMF (core and or supplementary) indicators may be selected as applicable for each GCF results area and project/programme outcome (as defined in the table in section B.2(b)). If IRMF indicators are unable to measure any given project/programme outcomes, project/programme-specific indicators should be developed under section E.5 (project/programme specific indicators).</i>						
GCF Result Area	IRMF Indicator	Means of Verification (MoV)	Baseline	Target		Assumptions / Note
				Mid-term	Final <sup>5</sup>	
Choose an item.	<u>Choose appropriate indicators and supplementary indicators</u>	<i>Sources of information and methods used to collect and report data /information to measure progress against targets</i>	<i>The starting point or current value of the indicators before the implementation of the project</i>	<i>The estimated value of the indicator at the mid-point of the implementation</i>	<i>The estimated value of the indicator at the completion of the implementation</i>	<i>Externalities and factors outside project management's control that may impact the outcomes Data sources and methodologies applied for estimating baseline and targets</i>
Choose an item.	<u>Choose appropriate indicators and supplementary indicators</u>					
Choose an item.	<u>Choose appropriate indicators and supplementary indicators</u>					

- Realignment of Section E.3 to accommodate the new IRMF core 1-4 and supplementary indicators at the outcome level
- Projects/programmes should monitor all core indicators that are relevant to their specific interventions **and should at least monitor Core Indicator 1 (emission reductions) or Core Indicator 2 (beneficiaries)**



# CHANGES TO E.4



E.4. GCF Outcome level: Enabling environment (IRMF core indicators 5-8 as applicable)					
<i>Select at least two relevant IRMF core (enabling environment) indicators to monitor and elaborate the baseline context and project/programme's targeted outcome against the respective indicators. Rate the current state (baseline) vis-à-vis the target scenario and select the geographical scope of the outcome to be assessed. Describe how the project/programme will contribute towards the target scenario. Refer to a case example in the accompanying guidance to complete this section.</i>					
Core Indicator	Baseline context (description)	Rating for current state (baseline)	Target scenario (description)	How the project will contribute	Coverage
<a href="#">Choose an item.</a>		<a href="#">Choose an item.</a>			<a href="#">Choose an item.</a>
<a href="#">Choose an item.</a>		<a href="#">Choose an item.</a>			<a href="#">Choose an item.</a>
<a href="#">Choose an item.</a>		<a href="#">Choose an item.</a>			<a href="#">Choose an item.</a>
<a href="#">Choose an item.</a>		<a href="#">Choose an item.</a>			<a href="#">Choose an item.</a>

- Introduction of new Section E.4 to accommodate the new IRMF core indicators 5-8 measuring contributions to **enabling environments** for a paradigm shift
- As many indicators as possible should be selected but – at a minimum – **at least two indicators should be selected** to monitor and report against

# CHANGES TO E.5



E.5. Project/programme specific indicators (project outcomes and outputs)						
<p><i>This section should list out project/programme-specific performance indicators (outcomes and outputs) that are not covered in sections above (E.1-E.4). List down tailored indicators to monitor/track progress against relevant project/programme results (outcomes/outputs). AEs have the freedom to decide against which outcomes they would like to set project/programme specific indicators. If any co-benefits are identified in sections B.2(a)(b), and D.3, AEs are encouraged to add and monitor co-benefit indicators under the "Project/programme co-benefit indicators" section in table below. Add rows as needed.</i></p> <p><i>Please number each outcome and output as shown below to indicate association of outputs to the contributing outcome. The numbering for outputs under this section should correspond to the output numbering in annex 4 (detailed budget plan).</i></p>						
Project/programme results (outcomes/ outputs)	Project/programme specific indicator	Means of Verification (MoV)	Baseline	Target		Assumptions / Note
				Mid-term	Final	
Outcome 1		Sources of information and methods used to collect and report data/information to measure progress against targets	The starting point or current value of the indicators before the implementation of the project	The estimated value of the indicator at the mid-point of the implementation	The estimated value of the indicator at the completion of the implementation	Externalities and factors outside project management's control that may impact on the Component  Data sources and methodologies applied for estimating baseline and targets
Output 1.1						
Output 1.2						
Outcome 2						
Output 2.1						
Output 2.2						
<b>Project/programme co-benefit indicators</b>						
Co-benefit 1						
Co-benefit 2						

- Section E.5 was slightly modified to clearly incorporate a **subsection on co-benefits** in line with the requirements of the IRMF to put stronger emphasis on co-benefits wherever applicable
- In addition, a **numbering schema** has been introduced to strengthen the consistency of project/programme structure throughout different components of FP


# CHANGES TO THE SAP FP TEMPLATE



- The same changes discussed so far have been made to the corresponding sections of the SAP FP template where:
- Section A.4, A.5, A.6 in the PAP template correspond to A.6, A7.1, A7.2 respectively in the SAP template
- Section B.2 (a), B.2 (b), B.6 in the PAP template correspond to B2.1, B2.2, C.5 respectively in the SAP template
- Section E (logical framework) in the PAP template has been consolidated under a separate annex (Annex 2a) in the SAP template

**THANK YOU!**

Questions & Comments



**GREEN  
CLIMATE  
FUND**