


GCF AT A GLANCE PROJECT PORTFOLIO

as of 13 November 2020



GREEN
CLIMATE
FUND

GCF PORTFOLIO TO DATE (USD)

117

Developing countries with approved projects

159

Approved projects

7.2b

GCF funding approved

16b
Co-Financing

23.2b
Total value of approved projects

111

Projects under implementation with 4.7b of GCF funding

103

Accredited Entities

49
Direct Access (National)


13
Direct Access (Regional)

41
International Access

1.4b

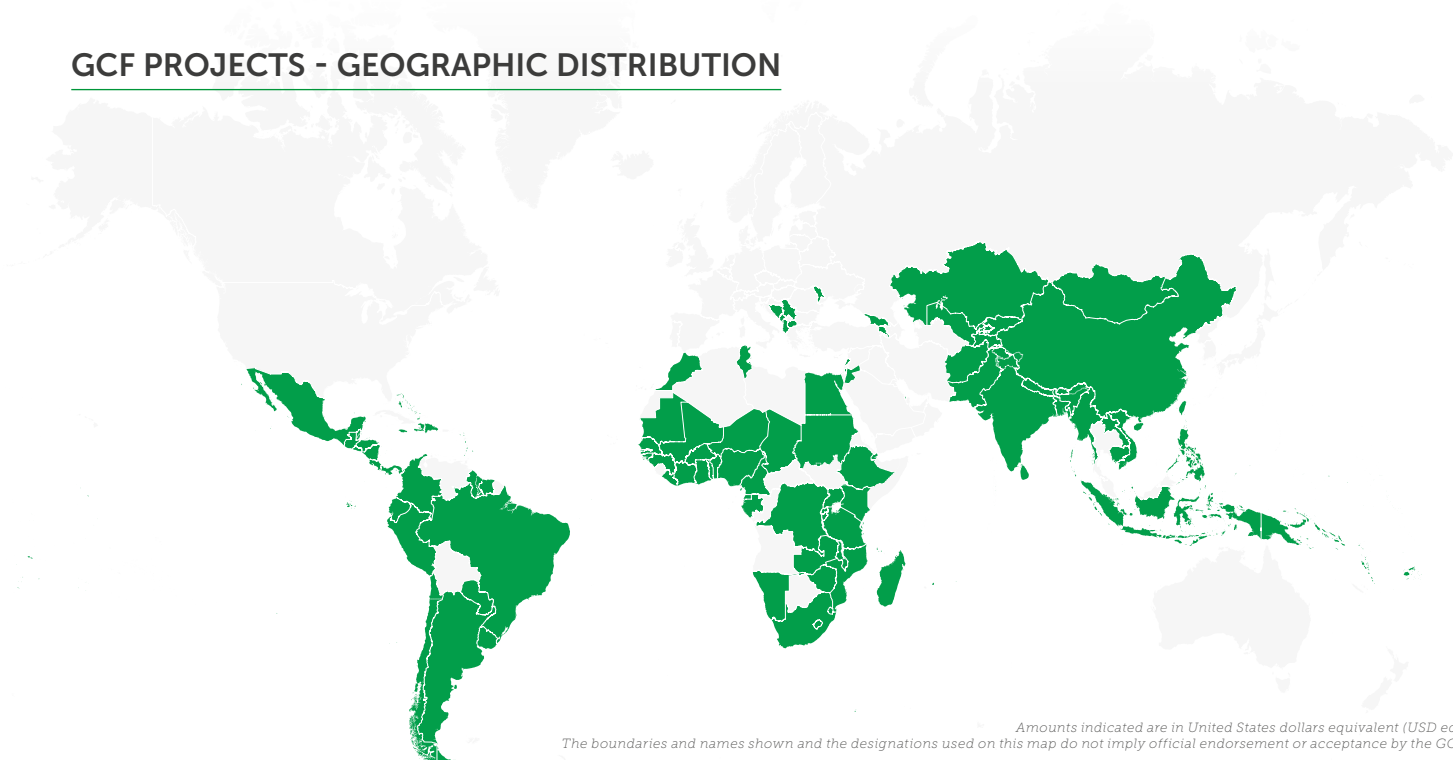
disbursed

APPROVED PROJECTS VALUE BY THEME



*The impact of the intervention will, to some extent, both reduce future GHG emissions (to avoid climate change), as well as improve the resilience of an industry or community (to deal with climate change once it occurs)

GCF PROJECTS - GEOGRAPHIC DISTRIBUTION

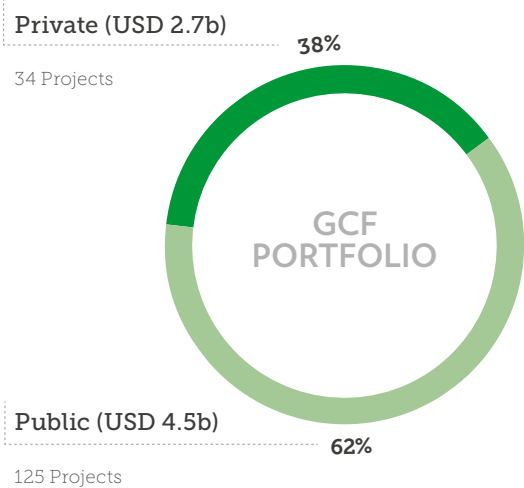


Amounts indicated are in United States dollars equivalent (USD eq.).
The boundaries and names shown and the designations used on this map do not imply official endorsement or acceptance by the GCF.

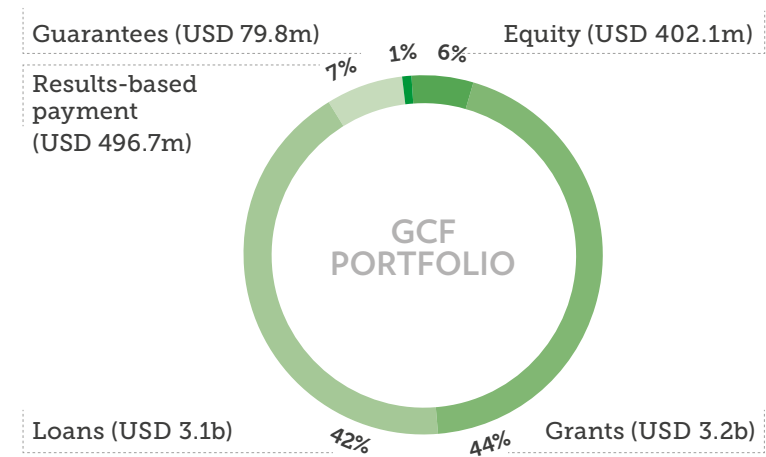
APPROVED PROJECTS VALUE BY PRIORITY REGIONS



FUNDING AMOUNT BY SECTOR



GCF FUNDING BY FINANCIAL INSTRUMENTS



READINESS AND PREPARATORY SUPPORT PROGRAMME (READINESS)

| | |
|---|----------|
| GCF funding approved | USD 276m |
| GCF funding for Readiness grants under implementation (and completed) | USD 264m |
| Countries targeted | 138 |

GCF makes investments within **8 strategic result areas**, in line with country priorities.



Energy generation and access



Transport



Buildings, cities, industries and appliances



Forests and land use



Health, food and water security



Livelihoods of people and communities



Ecosystems and ecosystem services



Infrastructure and the built environment