

**GREEN
CLIMATE
FUND**

Meeting of the Board
17 – 20 July 2022
Incheon, Republic of Korea
Provisional agenda item 4

GCF/B.33/Inf.01
24 June 2022

Status of the GCF pipeline, including the status of Project Preparation Facility requests

Summary

This document provides an update on the GCF pipeline of projects and programmes, including the status of Project Preparation Facility applications, for the reporting period of 1 January to 31 May 2022.

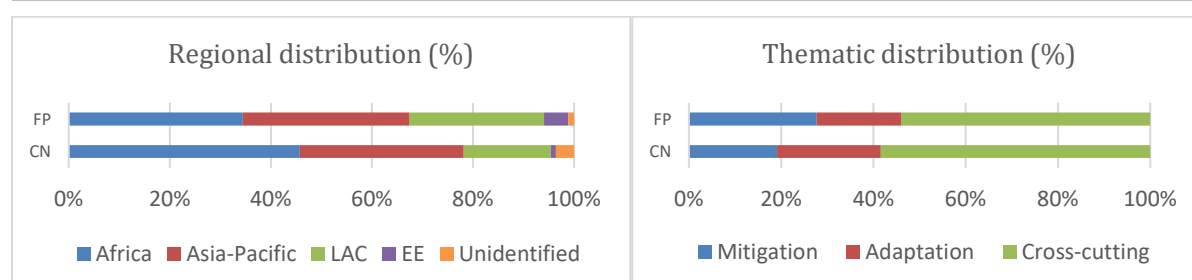
Table of Contents

Executive summary: snapshot of the GCF pipeline	1
I. Overall status of the GCF pipeline	2
II. Status of the pipeline of projects from direct access entities and the Project Preparation Facility	8
III. Status of the simplified approval process pilot scheme	9
IV. Status of active requests for proposals	10
V. Status of pipeline knowledge management	11
Annex I: List of funding proposals	13
Annex II: List of Project Preparation Facility applications	19

Executive summary: snapshot of the GCF pipeline

This executive summary provides a snapshot of the GCF pipeline as at 31 May 2022, comprising funding proposals and concept notes submitted to the Secretariat. The key tables and figures below show the sectoral, regional and thematic breakdown of funding proposals and concept notes as well as the current status of active requests for proposal and the simplified approval process (SAP) pilot scheme.

Sectoral distribution	Funding proposals		Concept notes	
	GCF funding requested (million USD)	Number of proposals	GCF funding requested (million USD)	Number of concept notes
Public	2,529.8	50	8,957.1	244
Private	2,249.6	24	7,378.9	98
Total	4,779.4	74	16,336.0	342
(% from DAE)	20.1%	31.1%	33%	37.5%

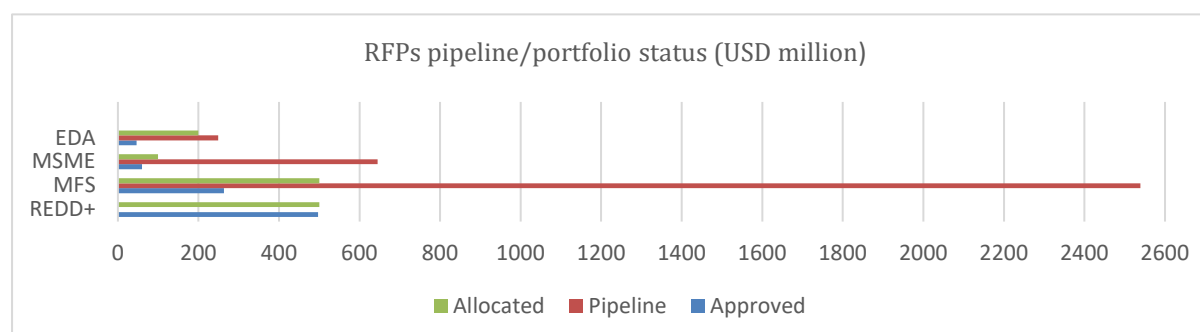


Abbreviations: DAE = direct access entity, EE = Eastern Europe, LAC = Latin America and the Caribbean.

Within the pipeline, funding proposals and concept notes submitted under active requests for proposals and the SAP pilot scheme are as follows:

		Allocation		Pipeline		Approved	
		Amount (million USD)	No.	Funding requested (million USD)	No. (FP+CN)	Funding approved (million USD)	No.
Active RFPs	EDA	200	min. 10	248.7	12 (3+9)	46.6	3
	MSME I	100	N/A	644.5	22 (0+22)	60.0	3
	MFS	500	N/A	2,539.1	26 (8+18)	263.4	5
	REDD-plus	500	min. 3	TBC ^a	3 (0+3)	496.7	8

		Pipeline		Approved	
		Funding requested (million USD)	No. (FP+CN)	Funding approved (million USD)	No.
Pilot scheme	SAP	846.6	90 (8+82)	217.3	24



Abbreviations: CN = concept note, EDA = enhancing direct access, FP = funding proposal, MFS = mobilizing funds at scale, MSME = micro, small and medium-sized enterprise, N/A = not applicable, RFP = request for proposal, SAP = simplified approval process, TBC = to be confirmed.

^a The GCF Secretariat is analysing opportunities for the continuation of the REDD-plus results-based payment (RBP) programme for Board consideration during 2022. The financing amount of REDD-plus RBP projects are indicated as TBC because at the funding proposal stage, the amount is determined only after assessment and application of the scorecard by the Secretariat and the independent Technical Advisory Panel, and at the CN stage it is not requested in the current REDD-plus RBP CN template.

I. Overall status of the GCF pipeline

1.1 Funding proposal pipeline

1. At its eleventh meeting, the Board requested the Secretariat to provide an update of the pipeline portfolio and to submit it for information to the Board as part of the documentation submitted for every Board meeting.¹ This status report responds to the Board’s request and provides an update for the reporting period of 1 January to 31 May 2022.

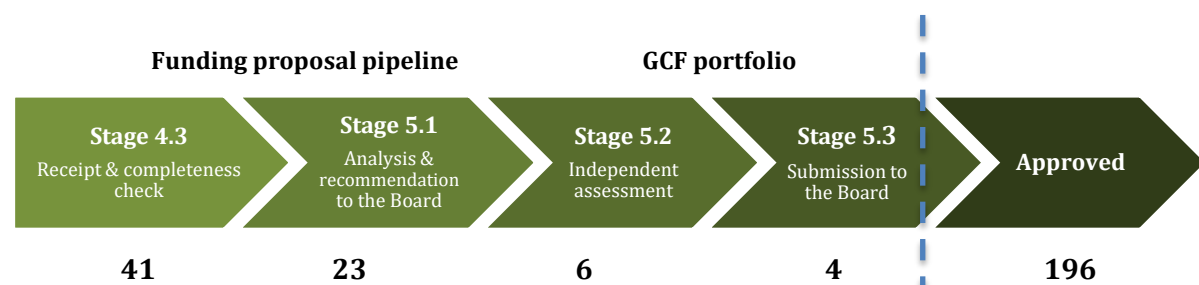
2. As at 31 May 2022,² the GCF pipeline comprises 74 public and private sector funding proposals, which request a total of USD 4.8 billion in GCF funding to support projects and programmes totalling USD 15.4 billion when taking co-financing into account.³

3. Table 1 presents an overview of the pipeline, broken down into different sectors, and figure 1 presents the status of the funding proposals in the pipeline with respect to their level of progress in the GCF due diligence process. The geographical distribution of the pipeline is presented in figures 2 and 3.⁴ In addition, a further breakdown of the geographical distribution of the pipeline by the least developed countries (LDCs), small island developing States (SIDS) and African States can be found in figures 3.1, 3.2 and 3.3, respectively.

Table 1: GCF pipeline overview for funding proposals

		Public	Private
Number	Number of funding proposals	50	24
	New proposals during the reporting period (1 January to 31 May 2022)	10	5
Amount	GCF funding (million USD)	2,529.8	2,249.6
	Co-financing (million USD)	4,201.2	6,454.4
	Total investment (GCF + co-financing, million USD)	6,731.0	8,704.0

Figure 1: Status of funding proposal progress



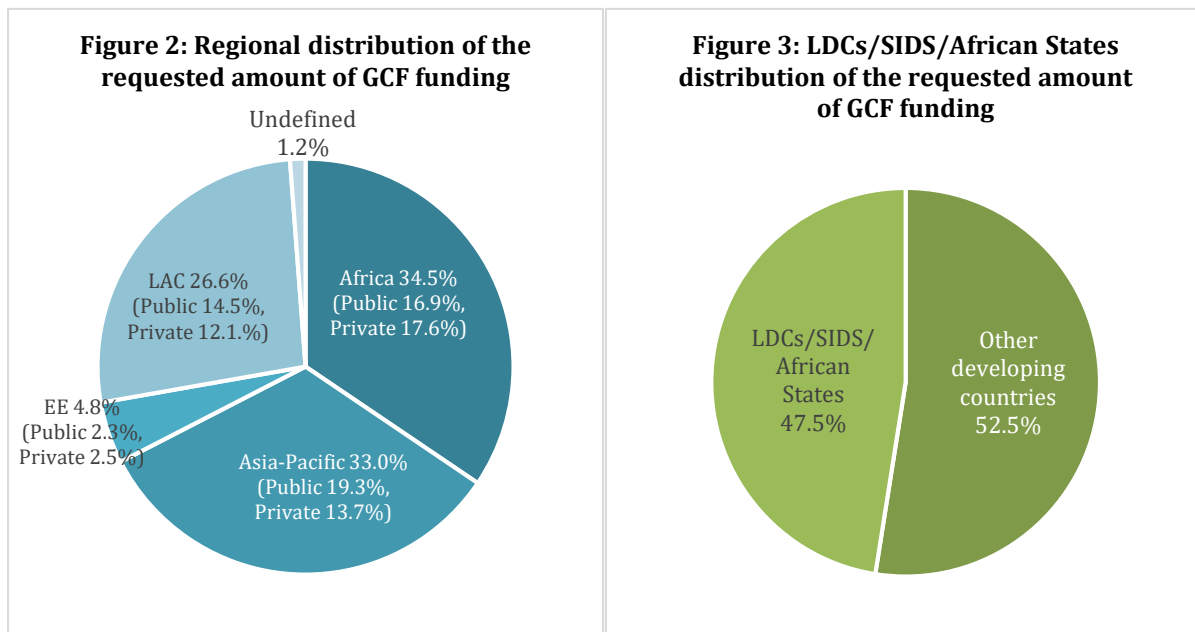
Note: Stage numbers are according to the updated project and programme cycle (annex IV to decision B.17/09).

¹ Decision B.11/11, paragraph (g).

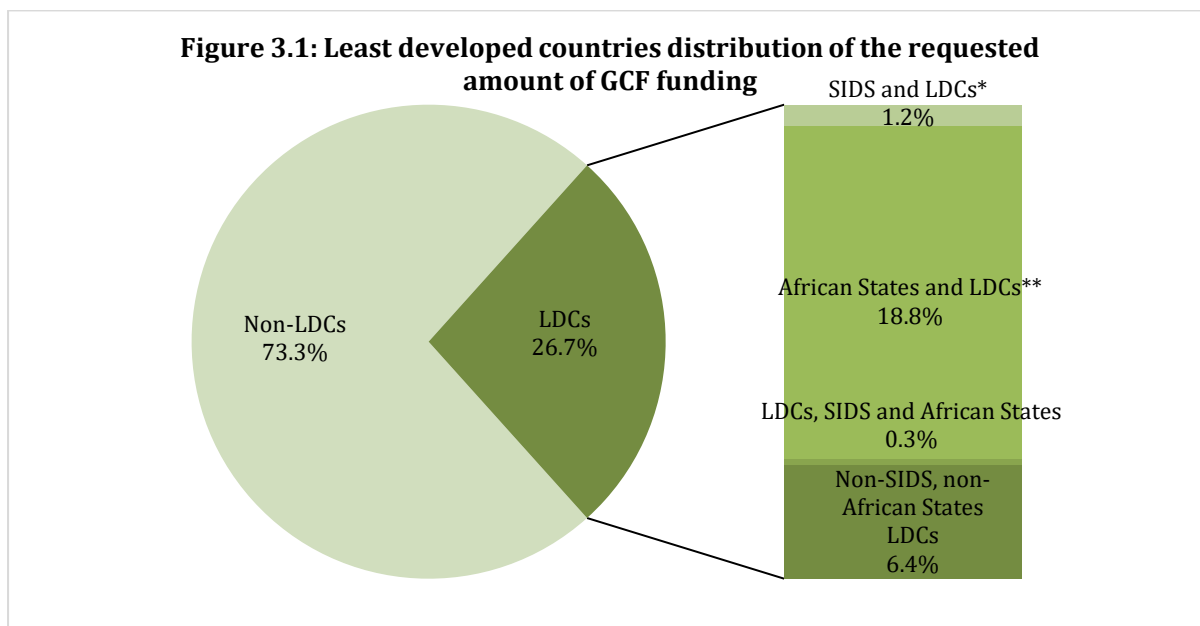
² The requested GCF amount in euros is converted into United States dollars at the United Nations Operational Rates of Exchange effective as at 13 May 2022 (1 EUR = 1.05596621 USD).

³ The full list of funding proposals is provided in document GCF/B.33/Inf.01/Add.01 titled “Status of the GCF pipeline – Addendum: List of funding proposals and project preparation facility requests”. Owing to the deliberative nature of the document, the addendum is made available to the Board on a limited distribution basis.

⁴ In the case of multi-country projects, the breakdown is based on the simple attribution according to the number of countries marked in each proposal, unless the per cent of each country’s allocation is provided by accredited entities.



Abbreviations: EE = Eastern Europe, LAC = Latin America and the Caribbean, LDCs = least developed countries, SIDS = small island developing States.

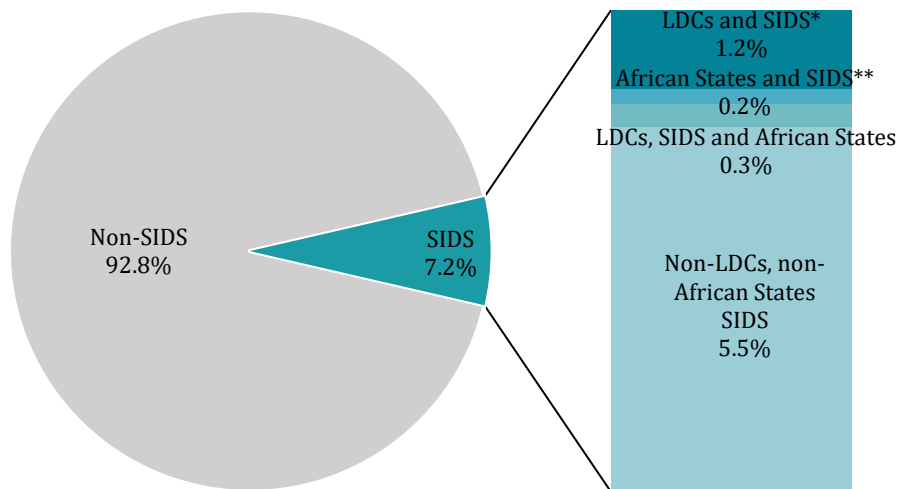


Abbreviations: LDCs = least developed countries, SIDS = small island developing States.

* For LDCs and SIDS: this does not include African States.

** For African States and LDCs: this does not include SIDS.

Figure 3.2: Small island developing States distribution of the requested amount of GCF funding

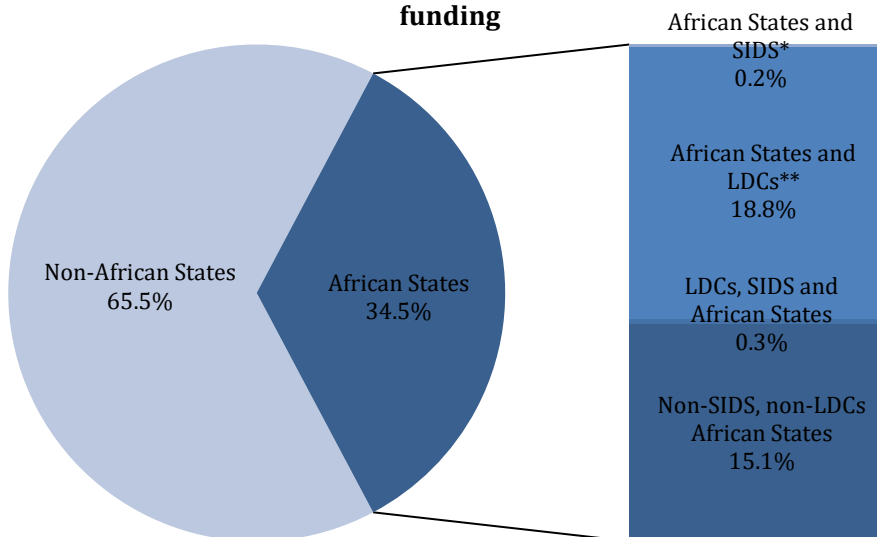


Abbreviations: LDCs = least developed countries, SIDS = small island developing States.

* For LDCs and SIDS: this does not include African States.

** For African States and SIDS: this does not include LDCs.

Figure 3.3: African States distribution of the requested amount of GCF funding

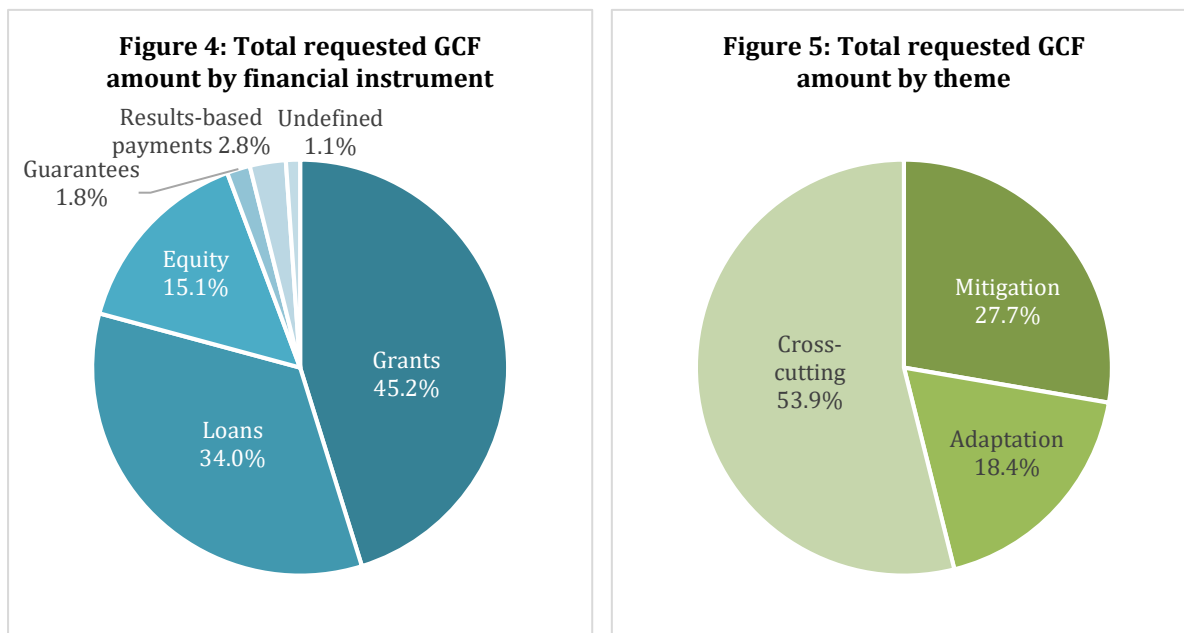


Abbreviations: LDCs = least developed countries, SIDS = small island developing States.

* For African States and SIDS: this does not include LDCs.

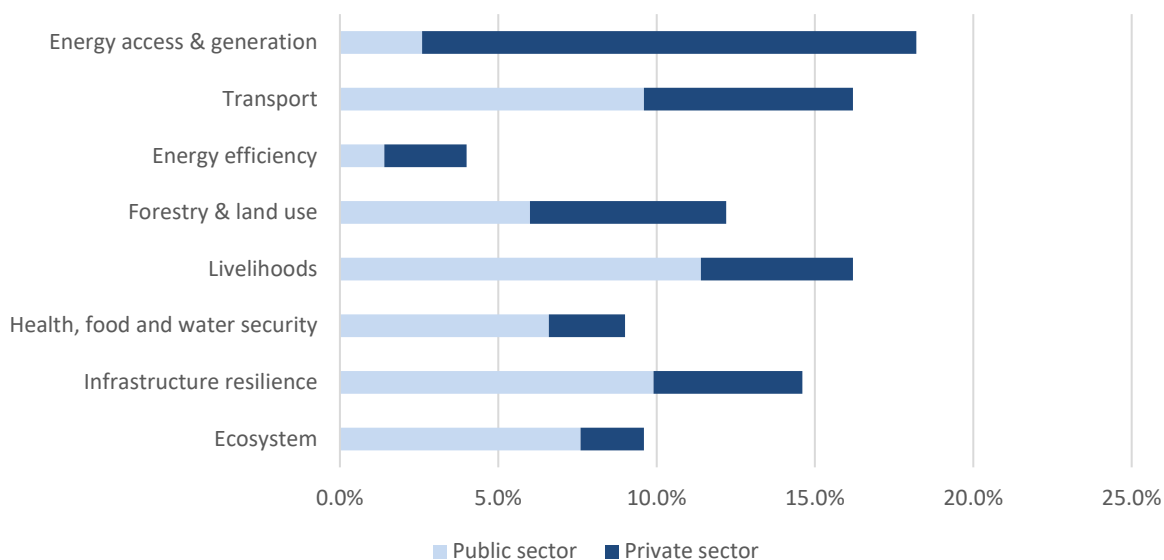
** For African States and LDCs: this does not include SIDS.

4. The distribution of the pipeline by financial instrument and theme is provided in figures 4 and 5.⁵



5. The distribution of the requested funding of the pipeline across the eight results areas of GCF is presented in figure 6.

Figure 6: Requested GCF funding by results area (percentage)^a

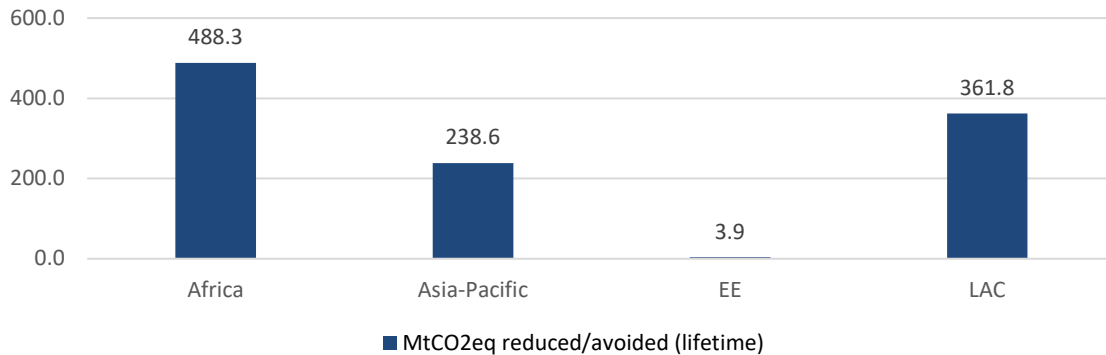


^aThe breakdown of GCF funding into the eight results areas is based on the simple attribution according to the number of results areas marked in each proposal, unless otherwise noted in the proposals.

⁵ A mitigation and adaptation breakdown of cross-cutting funding proposals may not be available in the pipeline stage.

6. The climate impact potential of the pipeline in terms of the contribution to GCF core indicators is presented in figures 7 and 8.

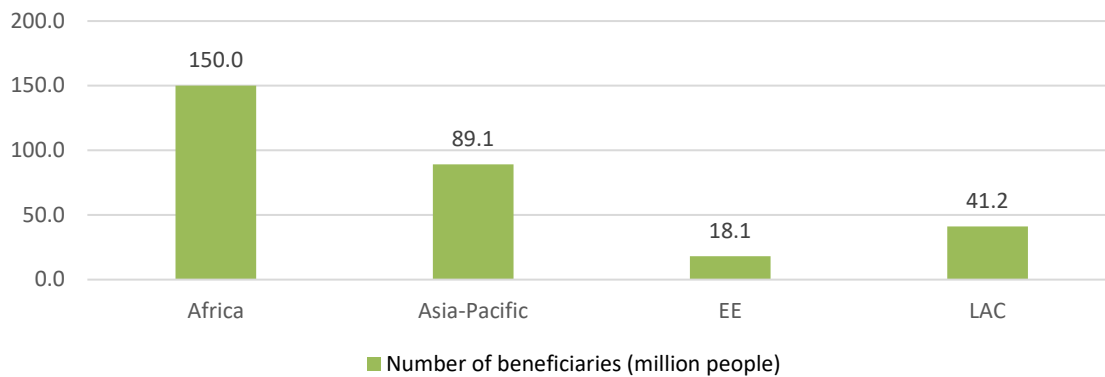
Figure 7: Estimated mitigation impact potential by region (total: 1,092.6 MtCO₂eq)^a



Abbreviations: EE = Eastern Europe, LAC = Latin America and the Caribbean, MtCO₂eq = million tonnes of carbon dioxide equivalent.

^a At the pipeline stage, the estimated data on the impact potential are preliminary and are expected to change during the review.

Figure 8: Estimated adaptation impact potential by region (total: 298.4 million people)^a



Abbreviations: EE = Eastern Europe, LAC = Latin America and the Caribbean.

^a At the pipeline stage, the estimated data on the impact potential are preliminary and are expected to change during the review.

7. The list of the funding proposals in the pipeline at different stages of the review process is presented in annex I. Many of the submitted funding proposals were drawn from the country programme briefs and entity work programmes, the status of which is also presented in annex I.

8. The average time taken for funding proposals during the reporting period, from the date of first funding proposal submission to the date of first feedback from the Secretariat, was 52 days for all accredited entities (AEs), and 23 days for direct access entities (DAEs). The average time taken of all approved projects since B.11, from the first submission of the funding proposal for Board approval, was 357 days for all AEs, and 352 days for DAEs. This has led to disbursements of USD 2,610.5 million (excluding AE fees) for all AEs, including USD 273.4 million for DAEs, as at 31 May 2022.

1.2 Concept note pipeline

9. The GCF pipeline for concept notes as at the reporting date is shown in table 2.

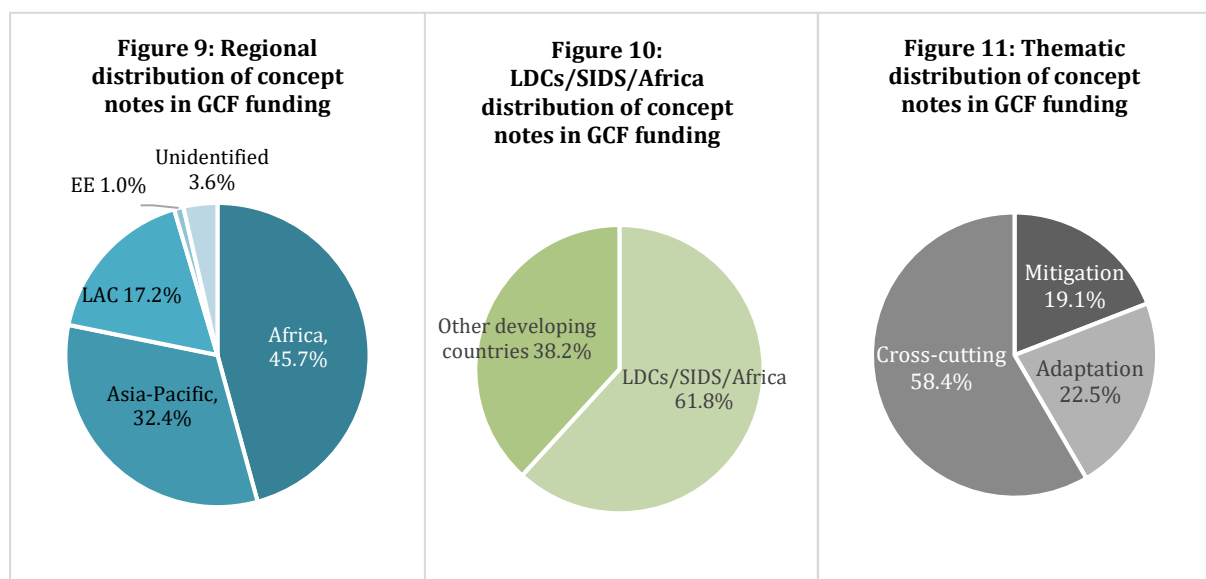
10. Of the 342 concept notes registered in the GCF pipeline, 28 have active applications for project preparation support from the Project Preparation Facility (PPF) and details are included in section II below.

Table 2: GCF pipeline overview for concept notes^a

		Public	Private
Number	Number of concept notes	244	98
	New proposals during the reporting period (1 January to 31 May 2022)	26	11
Amount	GCF funding (million USD)	8,957.1	7,378.9
	Co-financing (million USD)	10,154.1	26,548.7
	Total investment (GCF + co-financing, million USD)	19,111.2	33,927.6

^a The full list of funding proposals is provided in document GCF/B.33/Inf.01/Add.02 titled “Status of the GCF pipeline – Addendum: List of concept notes”. Owing to the deliberative nature of the document, the addendum is made available to the Board on a limited distribution basis.

11. Figures 9, 10⁶ and 11 present the geographical distribution, including the distribution of funding to LDCs/SIDS/Africa, and the thematic distribution of the requested GCF funding for the concept notes.



Abbreviations: EE = Eastern Europe, LAC = Latin America and the Caribbean, LDCs = least developed countries, SIDS = small island developing States.

12. During the reporting period, the average time taken from the date of the concept note submission to the date when feedback is delivered was 41 days for all AEs and 31 days for DAEs.

⁶ The further breakdowns for LDCs, SIDS and Africa, respectively, are as follows:
For LDCs: 35.7 per cent LDCs, and 64.3 per cent non-LDCs;
For SIDS: 9.4 per cent SIDS, and 90.6 per cent non-SIDS; and
For Africa: 45.7 per cent Africa, and 54.3 per cent non-Africa.

II. Status of the pipeline of projects from direct access entities and the Project Preparation Facility

13. The GCF pipeline for DAEs as at the reporting date is shown in table 3.

Table 3: GCF pipeline for direct access entities

	Number of funding proposals	Percentage (in relation to total pipeline)	Requested GCF funding (million USD)	Percentage (in relation to total investment)
Funding proposals	23	31.1	959.0	20.1
Concept notes	128	37.5	5,386.4	33.0

14. The Secretariat continues to work closely with DAEs and national designated authorities (NDAs)/focal points in developing their pipelines of proposals to be submitted to GCF.

15. At the date of reporting, the Secretariat was working on 79 active PPF applications with letters of no objection from the NDAs/focal points. Further information on this pipeline is as follows:

- (a) Of these 79 applications:
 - (i) Fifty-one (51) have been approved, including 34 (67 per cent) from DAEs. As at the reporting date, the total approved amount for PPF applications was USD 32.4 million, of which USD 23.2 million had been disbursed:
 - (1) Of the 51 approved PPFs, 23 funding proposals developed through PPF support have now been submitted to the Secretariat, 11 of these funding proposals have been approved by the Board, and others are at different stages of review and revision;
 - (ii) Six (6) PPF applications entered the review and revision stage by the Secretariat following endorsement of the associated concept note by the GCF Climate Investment Committee; and
 - (iii) Twenty-one (22) additional PPF applications are pending the associated underlying project concept note being strengthened and cleared as per the GCF investment criteria, to enable PPF support to be provided; and
 - (b) In addition, another 40 PPF applications have been received but are not currently active due to having been withdrawn by the AEs or NDAs, or with no resubmission or communication from the AEs for more than 6 months. The list of all PPF applications, including those approved, is presented in annex II.
16. Several concerted actions were taken towards improving efficiency and expanding the PPF support to assist AEs, particularly DAEs, in the development of concept notes and funding proposals for GCF, as follows:
- (a) Five PPF service applications have been approved; all are to support DAEs in project preparation through the independent consultancy firms in the Secretariat's roster;
 - (b) In addition to the full PPF support for the comprehensive preparation of funding proposals, the Secretariat has also been using project development firms to provide on-demand technical assistance to DAEs to fill preparation gaps. Six such technical assistance assignments have been approved so far: two are to provide last mile support to the DAE by addressing comments from the independent Technical Advisory Panel and finalizing the funding proposal, and four are to help a DAE to strengthen project design for a concept note seeking PPF support. There are four other technical assistance assignments under review or discussion, covering early project idea development, concept note strengthening and funding proposal finalization; and

- (c) The first draft of the technical guidance for project development has been produced. This guidance will support AEs in developing concept notes, PPF applications and GCF projects. The guidance is currently undergoing review and will be made public in 2022.

III. Status of the simplified approval process pilot scheme

17. Since the launch of the simplified approval process (SAP) pilot scheme in November 2017, 24 projects have been approved by the Board, of which 9 are from DAEs and 4 are private sector projects. The approved portfolio of SAP projects amounts to USD 408 million, with GCF financing amounting to USD 217.3 million.

18. As of the reporting date, the SAP pipeline consists of 90 public and private sector concept notes and funding proposals. The pipeline requests GCF funding of USD 846.6 million, with a total value of approximately USD 1.16 billion when taking co-financing into account. Of the 90 public and private sector concept notes and funding proposals in the SAP pipeline, 83 are public sector proposals, consisting of 75 concept notes and 8 funding proposals. From the private sector, the SAP pipeline consists of 7 concept notes.

19. In the SAP pipeline, 66.1 per cent of the requested GCF funding is from DAEs and NDAs (see figure 12), and 70 per cent of the requested GCF funding is from LDCs, SIDS and African States (see figure 13).

Figure 12: Requested GCF funding by access modality (%)

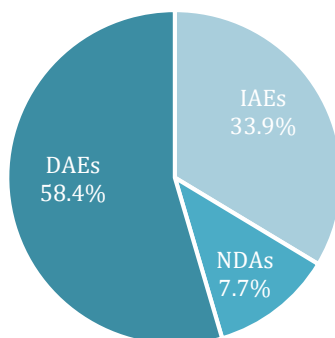
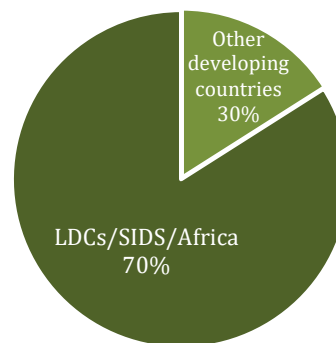
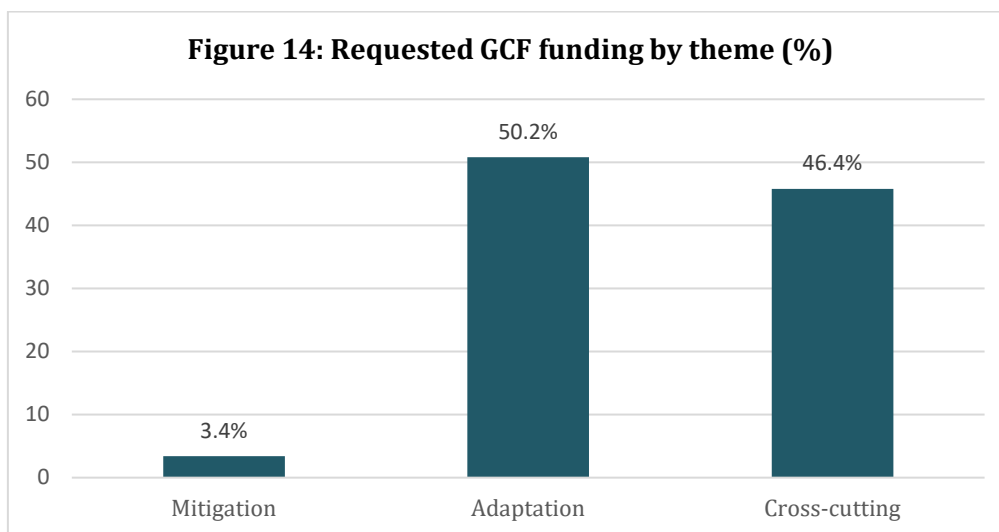


Figure 13: Requested GCF funding by region (%)



Abbreviations: DAE = direct access entity, IAE = international accredited entity, LDC = least developed country, NDA = national designated authority, SIDS = small island developing States.

20. In the SAP pipeline, around 96.6 per cent of the requested GCF funding targets adaptation and cross-cutting results (figure 14), focusing on building the resilience of communities through food and water security measures. Many projects aim to undertake ecosystem-based adaptation for communities, while several projects propose strengthening climate information services and early warning systems. A number of projects target mitigation results through small-scale renewable energy solutions.



21. The average time taken during this reporting period, from the date of an SAP concept note submission by an AE to the date when feedback is delivered from the Secretariat, is 31 days for all AEs, as well as for DAEs.

IV. Status of active requests for proposals

4.1 Enhancing direct access

22. As per decision B.10/04, the Board approved the allocation of USD 200 million for at least 10 pilot proposals under the enhancing direct access (EDA) request for proposal (RFP). GCF has approved a total of three (3) funding proposals under this pilot, amounting to USD 46.6 million of GCF funding.

23. As at 31 May 2022, there are 12 concept notes and funding proposals submitted by the DAEs under the EDA pilot. The pipeline requests GCF funding of USD 248.7 million, with a total value of USD 279.5 million. Out of the 12 projects, 3 are at funding proposal stage and 9 are at concept note stage. In the EDA pipeline, 84 per cent of the requested GCF funding is from LDCs, SIDS and African States.

4.2 Pilot programme to support micro, small and medium-sized enterprises

24. Through decision B.13/22, the Board approved the micro, small and medium-sized enterprise (MSME) pilot RFP, deciding to limit GCF participation in the first tranche to USD 100 million. Following the close of the MSME RFP in August 2016 and through the competitive evaluation process, the Board has approved three funding proposals for a total of USD 60 million. The approved projects are USD 20 million for the “Business loan programme for GHG emissions reduction” proposal (FP028) submitted by Mongolia-based XacBank, to which GCF has disbursed its total commitment; USD 20 million for the “Low emissions climate resilient agriculture risk-sharing facility for MSMEs” proposal (FP048) submitted by the Inter-American Development Bank to be implemented in Guatemala and Mexico; and USD 20 million for the “Program on Affirmative Finance Action for Women in Africa (AFAWA): Financing climate resilient agricultural practices in Ghana” proposal (FP114) submitted by the African Development Bank.

25. An overall review of private sector RFPs will be presented to the Board in 2022, in the context of an assessment of the performance and results of all GCF RFPs.

4.3 Mobilizing funds at scale

26. In accordance with decision B.16/03, the Board approved the mobilizing funds at scale (MFS) pilot RFP in 2017, allocating up to USD 500 million to innovative, high-impact projects and programmes that mobilize private sector investment in climate change activities. The RFP was open to AEs and non-accredited entities and attracted 350 concept note submissions from more than 70 countries, with an estimated request for GCF financing amounting to USD 18 billion. The Board has approved USD 60 million for the project “Espejo de Tarapacá” (FP115) submitted by MUFG Bank, Ltd.; USD 25 million for the project “Arbaro Sustainable Forestry Fund” in Ecuador, Ethiopia, Ghana, Paraguay, Peru, Sierra Leone and Uganda submitted by MUFG Bank, Ltd. (FP128); and USD 9.9 million under the SAP for “Scaling Smart, Solar, Energy Access Microgrids in Haiti” submitted by the Nordic Environment Finance Corporation (SAP013). At B.27, the Board approved two additional MFS projects, namely USD 18.5 million for the project “Global Subnational Climate Fund (SnCF Global) – Technical Assistance (TA) Facility” submitted by the International Union for Conservation of Nature (FP151) and USD 150 million for the “Global Subnational Climate Fund (SnCF Global) – Equity” submitted by Pegasus Capital Advisors (FP152). The SnCF Global targets a total of 42 countries across the Eastern Europe, Latin America and the Caribbean, Africa and Asia-Pacific regions.

27. The Secretariat continues to engage with proponents of the shortlisted projects towards developing full funding proposals for consideration by the Board. An overall review of private sector RFPs will be presented to the Board in 2022, in the context of an assessment of the performance and results of all GCF RFPs.

4.4 REDD-plus results-based payments

28. Through decision B.18/07, the Board allocated USD 500 million to the RFPs for a pilot programme for REDD-plus results-based payments (RBPs). With the approval of eight funding proposals amounting to a total GCF financing of USD 496.7 million, the envelope was effectively exhausted by November 2020, two years ahead of schedule.

29. Five concept notes (three from the Asia-Pacific region, one from Latin America and the Caribbean and one from Africa) remain in the pipeline for the first phase of the RFP. Two additional countries (both in the Asia-Pacific region) were eligible for RBPs as of 25 May 2022 according to the Lima REDD-plus Information Hub, a United Nations Framework Convention on Climate Change platform that publishes information on the results of REDD-plus activities and corresponding results-based payments.

30. Based on recommendations by Board members in the lead-up to B.29, informal discussions have continued taking place on the continuation of the RFP into a second phase. Draft terms of reference are under discussion with a view to establishing a second phase of the GCF REDD-plus RBP programme.

V. Status of pipeline knowledge management

31. By decision B.17/09, annex III, the Board requested the Secretariat to develop an online concept note and funding proposal submission portal and to improve data management and analytics, including, for example, the AE submission portal and the NDA portal. Responding to the decision, the Secretariat has enhanced the quality and transparency of the project pipeline

by providing more advanced knowledge management systems to the public, stakeholders and internal users.

32. Based on lessons learned from the SAP online submission system since early May 2019, the Secretariat has been working on improving the current system to be more user-friendly as well as expanding the online submission system to accept regular concept notes and funding proposals. In addition, the new solution will include changes from the new integrated results management framework adopted at B.29. The updated online submission system for both SAP and standard proposal approval process was piloted with 15 direct and international accredited entities on 28 March 2022 for 4 weeks. The system is expected to be fully operational by July 2022 after incorporating the feedback received from the entities. The updated online submission system will also utilize GCF enterprise-wide taxonomy to facilitate effective and efficient identification and classification of the content of concept notes and funding proposals.

Annex I: List of funding proposals

Funding proposals in the GCF pipeline at different stages of the review process

No.	DAE/IAE	Sector	Project/programme title	Region	Project/programme	GCF amount (USD) ^{a, b}	Financial instrument	Total size (USD) ^a	LDCs/SIDS/African States	Theme	Stage ^c	Impact potential ^d		CP? ^e	EWP? ^e	Year of CN submission	Year of FP submission	SAP	RFP
												Mitigation (tCO ₂ eq)	Adaptation (beneficiaries)						
1	DAE	Public	Agriculture project	Africa	Project	50.0M	Grants	50.0M	Africa	Cross-cutting	4.3	0K	100K	N/A	N/A	2016	2016		
2	DAE	Public	River basins management project	Africa	Project	10.5M ^b	Grants	11.7M	Africa, LDCs	Cross-cutting	4.3	0K	820K	N/A	N/A	2018	2019	SAP	
3	DAE	Public	Climate adaptation project	Africa	Project	46.8M	Grants, results-based payment	48.3M	Africa, LDCs	Adaptation	5.1	0K	3,750K	N/A	N/A		2020		EDA
4	DAE	Public	Low carbon transportation project	Latin America and the Caribbean	Programme	73.8M	Grants, senior loans	218.5M		Mitigation	5.1	16,000K	0K	Yes	Yes		2021		
5	DAE	Private	Transportation programme	Latin America and the Caribbean	Programme	16.8M	Equity, grants	40.8M		Mitigation	4.3	0K	0K	N/A	N/A	2017	2018		MFS
6	DAE	Public	Ecosystem-based adaptation project	Latin America and the Caribbean	Project	10.0M	Grants	11.0M	SIDS	Adaptation	4.3	0K	1,500K	N/A	Yes	2017	2019	SAP	
7	DAE	Public	Waterwaste systems project	Latin America and the Caribbean	Project	39.0M	Grants	49.0M	SIDS	Cross-cutting	5.1	40K	0K	N/A	Yes	2018	2022		
8	DAE	Public	Resilient agriculture project	Africa	Project	9.5M	Grants	9.5M	Africa, LDCs	Cross-cutting	4.3	0K	21K	N/A	N/A	2018	2021	SAP	
9	DAE	Private	Renewable energy programme	Africa	Programme	16.5M	Equity, grants	114.0M	Africa, LDCs	Mitigation	5.2	240,600K	0K	Yes	Yes	2017	2018		MFS
10	DAE	Public	Infrastructure project	Latin America and the Caribbean	Project	27.1M	Grants	42.2M	SIDS	Cross-cutting	4.3	0K	72K	Yes	N/A	2017	2018		
11	DAE	Private	Solar programme	Africa	Programme	15.8M	Grants, senior loans	30.8M	Africa	Mitigation	5.1	453K	0K	Yes	N/A		2020		
12	DAE	Private	Infrastructure fund	Latin America and the Caribbean	Project	73.0M	Equity, grants	458.1M		Cross-cutting	4.3	1,168K	345K	N/A	N/A		2022		
13	DAE	Private	Energy efficiency programme	Asia-Pacific	Programme	135.0M	Grants, guarantees, senior loans	202.0M		Mitigation	5.1	23K	0K	N/A	Yes	2020	2021		
14	DAE	Private	Technology programme	Asia-Pacific	Programme	113.0M	Equity, grants	237.3M	LDCs	Cross-cutting	4.3	7,273K	1,075K	N/A	Yes	2020	2022		

No.	DAE/IAE	Sector	Project/programme title	Region	Project/programme	GCF amount (USD) ^{a, b}	Financial instrument	Total size (USD) ^a	LDCs/SIDS/African States	Theme	Stage ^c	Impact potential ^d		CP? ^e	EWP? ^e	Year of CN submission	Year of FP submission	SAP	RFP
												Mitigation (tCO ₂ eq)	Adaptation (beneficiaries)						
15	DAE	Public	Forest and landscape restoration project	Africa	Programme	45.0M	Grants	50.0M	Africa, LDCs	Cross-cutting	4.3	143K	200K	N/A	N/A	2018	2022		
16	DAE	Public	Catchment restoration project	Africa	Project	44.4M	Grants	44.9M	Africa, LDCs	Cross-cutting	4.3	251K	157K	N/A	N/A		2021		
17	DAE	Public	Resilience project	Asia-Pacific	Project	36.9M	Grants	84.0M		Cross-cutting	4.3	0K	9,881K	N/A	N/A		2022		
18	DAE	Public	Climate resilience project	Asia-Pacific	Project	90.0M	Grants	450.0M		Cross-cutting	4.3	113,550K	5,500K	N/A	N/A		2022		
19	DAE	Public	Agriculture production system project	Africa	Project	9.6M	Grants	10.0M	Africa, LDCs, SIDS	Cross-cutting	4.3	0K	202K	N/A	Yes	2019	2021	SAP	
20	DAE	Public	Livelihood project	Asia-Pacific	Project	45.3M	Grants	49.9M	LDCs	Adaptation	4.3	0K	488K	Yes	N/A	2017	2018		
21	DAE	Public	Livestock project	Asia-Pacific	Project	20.0M	Grants	33.2M	LDCs	Cross-cutting	4.3	128K	500K	N/A	N/A	2019	2022		EDA
22	DAE	Public	Eco project	Latin America and the Caribbean	Project	8.9M	Grants	10.0M		Mitigation	5.2	1,946K	0K	Yes	N/A	2020	2020		EDA
23	DAE	Public	Water security project	Asia-Pacific	Project	22.1M	Grants	26.6M	SIDS	Cross-cutting	5.1	0K	303K	N/A	Yes	2019	2022		
24	IAE	Public	Flood project	Asia-Pacific	Project	35.0M	Grants	275.0M		Adaptation	4.3	0K	25,600K	N/A	N/A	2020	2022		
25	IAE	Public	Resilience project	Asia-Pacific	Programme	120.0M	Grants, senior loans	750.0M	LDCs, SIDS	Adaptation	5.1	0K	25,000K	N/A	N/A	2020	2020		
26	IAE	Public	Transportation project	Asia-Pacific, Eastern Europe	Programme	170.0M	Grants, senior loans	454.0M	LDCs	Cross-cutting	5.1	10,385K	3,682K	N/A	N/A	2020	2021		
27	IAE	Private	Infrastructure fund	Africa	Programme	260.0M	Equity, grants	820.0M	Africa, LDCs	Adaptation	4.3	0K	42,300K	N/A	N/A	2021	2022		
28	IAE	Public	Energy efficiency project	Africa, Asia-Pacific, Eastern Europe, Latin America and the Caribbean	Programme	232.3M ^b	Grants, senior loans	357.6M	Africa, LDCs	Cross-cutting	5.1	6,104K	17,315K	Yes	No		2020		
29	IAE	Public	Low carbon transportation project	Latin America and the Caribbean	Programme	122.9M ^b	Guarantees, senior loans	277.0M	SIDS	Mitigation	5.1	67,437K	0K	Yes	No	2020	2021		
30	IAE	Public	Adaptation project	Africa	Programme	10.0M	Grants	20.0M	Africa, LDCs	Adaptation	4.3	0K	3,722K	No	No	2018	2021	SAP	
31	IAE	Public	Promoting sustainable agriculture project	Africa	Programme	174.3M	Grants, senior loans	425.6M	Africa, LDCs	Cross-cutting	5.2	103,600K	39,400K	No	No	2018	2019		
32	IAE	Private	Renewable energy programme	Africa	Programme	85.0M	Equity, grants	450.0M	Africa, LDCs	Mitigation	5.1	26,000K	0K	No	No	2017	2018		MFS
33	IAE	Private	Climate resilient agriculture project	Africa	Project	20.0M	Senior loans	87.0M	Africa, LDCs	Cross-cutting	4.3	330K	0K	No	No	2019	2019		
34	IAE	Private	Green investment facility	Africa	Programme	43.3M	Grants, senior loans	76.6M	Africa, LDCs	Cross-cutting	5.1	1,313K	1,104K	No	No	2020	2021		

No.	DAE/IAE	Sector	Project/programme title	Region	Project/programme	GCF amount (USD) ^{a, b}	Financial instrument	Total size (USD) ^a	LDCs/SIDS/African States	Theme	Stage ^c	Impact potential ^d		CP? ^e	EWP? ^e	Year of CN submission	Year of FP submission	SAP	RFP
												Mitigation (tCO ₂ eq)	Adaptation (beneficiaries)						
35	IAE	Private	Renewable programme	Latin America and the Caribbean	Programme	148.8M	Grants, subordinated loans	485.0M		Mitigation	5.1	6,237K	0K	No	No	2017	2018		MFS
36	IAE	Private	Climate fund		Project	55.0M	Equity, grants	255.0M		Cross-cutting	4.3	0K	0K	No	No		2021		
37	IAE	Private	Forestry project	Africa, Latin America and the Caribbean	Project	60.0M	Grants, results-based payment	410.8M	Africa	Mitigation	4.3	0K	0K	No	No	2017	2019		MFS
38	IAE	Private	Green Investment Fund	Latin America and the Caribbean	Programme	52.8M ^b	Undefined	233.2M		Cross-cutting	5.1	16,800K	260K	No	Yes		2020		
39	IAE	Private	Transportation facility	Africa, Asia-Pacific, Eastern Europe	Programme	201.0M	Grants, results-based payment, senior loans	346.0M	Africa	Mitigation	4.3	0K	0K	No	No	2020	2020		
40	IAE	Private	Grids for renewables framework	Africa, Asia-Pacific, Eastern Europe	Programme	315.0M	Grants, senior loans	1,520.0M	Africa	Mitigation	4.3	0K	0K	No	Yes	2020	2020		
41	IAE	Public	Climate-resilience project	Africa	Project	18.5M	Grants	35.3M	Africa, LDCs	Cross-cutting	5.2	1,784K	6,000K	No	No	2017	2021		
42	IAE	Public	Climate resilient fishery project	Africa	Project	17.2M	Grants	25.0M	Africa, LDCs	Cross-cutting	5.1	239K	418K	No	No	2018	2021		
43	IAE	Public	Adaptation in agriculture project	Asia-Pacific	Project	24.3M	Grants	48.5M		Cross-cutting	5.1	0K	130K	No	No	2018			
44	IAE	Public	Increasing resilience of vulnerable farmers project	Latin America and the Caribbean	Project	19.4M	Grants	24.4M	LDCs, SIDS	Adaptation	4.3	0K	90K	No	No	2019	2021		
45	IAE	Public	Agriculture project	Asia-Pacific	Project	34.5M	Grants	40.6M	LDCs	Adaptation	4.3	0K	1,050K	Yes	No	2019	2022		
46	IAE	Public	Ecosystem-based climate resilience project	Latin America and the Caribbean	Project	34.0M	Grants	64.0M		Adaptation	5.1	0K	415K	No	No	2019	2021		
47	IAE	Private	Forestry programme	Africa	Programme	36.9M	Grants, senior loans, subordinated loans	320.9M	Africa	Mitigation	4.3	0K	0K	No	No	2017	2021		MFS
48	IAE	Private	Cattle and soy project	Latin America and the Caribbean	Programme	106.9M	Grants, senior loans	246.9M		Cross-cutting	5.2	46,494K	600K	Yes	No	2018	2019		
49	IAE	Private	Climate fund programme	Africa, Asia-Pacific, Latin America and the Caribbean	Programme	145.0M	Reimbursable grants	1,090.0M	Africa, LDCs, SIDS	Cross-cutting	5.2	43,700K	10,500K	No	No	2020	2022		

No.	DAE/IAE	Sector	Project/programme title	Region	Project/programme	GCF amount (USD) ^{a, b}	Financial instrument	Total size (USD) ^a	LDCs/SIDS/African States	Theme	Stage ^c	Impact potential ^d		CP? ^e	EWP? ^e	Year of CN submission	Year of FP submission	SAP	RFP
												Mitigation (tCO ₂ e)	Adaptation (beneficiaries)						
50	IAE	Public	Emission reductions programme	Asia-Pacific	Project	34.7M ^b	Grants	77.3M	LDCs	Cross-cutting	4.3	4,600K	320K	Yes	Yes	2021	2022		
51	IAE	Private	Innovation programme	Africa, Latin America and the Caribbean	Programme	19.6M	Grants	29.3M	Africa, LDCs, SIDS	Mitigation	5.1	73,000K	0K	No	No	2019	2022		
52	IAE	Public	Transportation project	Latin America and the Caribbean	Project	199.0M	Grants, senior loans	449.0M	SIDS	Cross-cutting	5.2	7,548K	8,890K	Yes	No	2020	2021		
53	IAE	Public	Agricultural transformation project	Africa	Programme	53.9M	Grants	181.4M	Africa, LDCs	Adaptation	4.3	0K	1,600K	No	Yes	2018	2020		
54	IAE	Public	Agriculture support programme	Asia-Pacific	Project	39.0M	Grants, senior loans	86.2M		Cross-cutting	4.3	5,960K	619K	No	Yes	2021	2022		
55	IAE	Private	REDD-plus programme	Africa, Latin America and the Caribbean	Programme	69.1M	Grants, reimbursable grants, subordinated loans	111.6M	Africa, LDCs	Mitigation	5.3	15,000K	0K	No	No	2017	2018		MFS
56	IAE	Private	Private sector climate investment facility	Latin America and the Caribbean	Programme	30.0M	Grants	530.0M		Cross-cutting	5.1	25,600K	0K	No	No		2018		
57	IAE	Public	Enhancing adaptive capacity project	Africa	Project	30.8M	Grants	49.5M	Africa, LDCs	Cross-cutting	4.3	12,835K	3,044K	No	No	2019	2021		
58	IAE	Private	Guarantee programme	Asia-Pacific, Latin America and the Caribbean	Programme	165.0M	Equity	482.5M	LDCs, SIDS	Cross-cutting	5.1	32,000K	10,000K	Yes	No	2021	2021		
59	IAE	Public	Food and nutrition security project	Asia-Pacific	Project	31.4M	Grants	79.1M	LDCs	Cross-cutting	4.3	34,971K	1,000K	Yes	No	2016	2017		
60	IAE	Public	Coastal resilience project	Asia-Pacific	Project	18.2M	Grants	19.4M	SIDS	Adaptation	4.3	0K	24K	Yes	No		2017		
61	IAE	Public	Vulnerable coastal communities project	Asia-Pacific	Project	78.3M	Grants	137.0M		Cross-cutting	4.3	0K	0K	No	No	2017	2019		
62	IAE	Public	Flood management project	Latin America and the Caribbean	Project	25.0M	Grants	33.3M	LDCs, SIDS	Adaptation	4.3	0K	1,026K	No	No	2018	2021		
63	IAE	Public	Flood risk management project	Eastern Europe	Project	14.4M	Grants	72.7M		Adaptation	5.1	0K	903K	No	No	2019	2021		
64	IAE	Public	Climate-resilient project	Africa	Project	44.0M	Grants	49.0M	Africa	Adaptation	4.3	0K	1,060K	Yes	No	2017	2018		
65	IAE	Public	Early warning system project	Africa	Project	10.0M	Grants	11.0M	Africa, LDCs	Adaptation	4.3	0K	22,000K	No	No	2018	2021	SAP	

No.	DAE/IAE	Sector	Project/programme title	Region	Project/programme	GCF amount (USD) ^{a, b}	Financial instrument	Total size (USD) ^a	LDCs/SIDS/African States	Theme	Stage ^c	Impact potential ^d		CP? ^e	EWP? ^e	Year of CN submission	Year of FP submission	SAP	RFP	
												Mitigation (tCO ₂ eq)	Adaptation (beneficiaries)							
66	IAE	Public	Early warning system project	Eastern Europe	Project	23.2M	Grants	33.3M		Adaptation	4.3	0K	13,500K	No	No	2019	2021			
67	IAE	Public	Climate-resilient agriculture project	Africa	Project	10.0M	Grants	11.0M	Africa	Adaptation	4.3	0K	8,600K	Yes	No	2019	2021	SAP		
68	IAE	Public	Climate resilience project	Africa	Project	19.0M	Grants	23.6M	Africa, LDCs	Adaptation	5.2	0K	1,282K	No	No	2019	2020			
69	IAE	Public	Landscape management project	Asia-Pacific	Project	36.9M	Grants	43.9M		Adaptation	4.3	0K	920K	No	No		2021			
70	IAE	Private	Landscape and livelihoods project	Asia-Pacific	Project	66.2M	Grants, senior loans	126.2M		Cross-cutting	4.3	0K	0K	No	No	2017	2019		MFS	
71	IAE	Public	Climate resilience project	Africa	Project	9.9M	Grants	10.0M	Africa	Adaptation	4.3	0K	1,500K	No	No	2017	2018	SAP		
72	IAE	Public	Sustainable renewables project	Africa, Asia-Pacific	Programme	160.0M	Grants, guarantees, reimbursable grants, senior loans	1,144.0M	Africa, LDCs, SIDS	Cross-cutting	5.2	66,806K	1,025K	No	No		2021			
73	IAE	Public	Forest project	Latin America and the Caribbean	Project	48.4M	Grants	79.9M		Cross-cutting	5.1	56,000K	1,590K	No	No	2018	2020			
74	IAE	Public	Sustainable landscapes project	Latin America and the Caribbean	Project	42.5M	Grants	144.7M		Cross-cutting	5.1	46,300K	16,944K	No	No	2019	2021			
Total (Public)						2,529.8M		6,731.0M												
Total (Private)						2,249.6M		8,704.0M												
Total (Public + Private)						4,779.4M		15,435.0M												

Abbreviations: CN = concept note, CP = country programme, DAE = direct access entity, EDA = enhancing direct access, EWP = entity work programme, FP = funding proposal, IAE = international access entity, K = thousand, LDCs = least developed countries, N/A = not applicable, M = million, RFP = request for proposal, SAP = simplified approval process, SIDS = small island developing States.

^a The individual funding amounts are rounded to the nearest tenth.

^b The requested GCF amount in euros is converted into United States dollars at the United Nations Operational Rates of Exchange effective as at 13 May 2022 (1 EUR = 1.05596621 USD).

^c Stage: (4.3) funding proposal receipt and completeness check; (5.1) second-level due diligence by the Secretariat; (5.2) submission to the independent Technical Advisory Panel; and (5.3) submission to the Board. Stage numbers are according to the updated project and programme cycle (decision B.17/09, annex IV).

^d Since the funding proposal is at an early stage of development, the accredited entity is still in the process of quantifying the mitigation and adaptation impacts.

^e This table takes into consideration the CPs and EWPs under the initial resource mobilization and the first replenishment (GCF-1) submitted to the Secretariat. Please note that for GCF-1, CPs and EWPs of IAEs and regional DAEs need to be reviewed and endorsed by the Secretariat's Climate Investment Committee, while EWPs of national DAEs are incorporated

into the CPs. Information provided in this table should not be interpreted as confirmation of whether a funding proposal is supported by national designated authorities/focal points or accredited entities at the date of publication of this report. Under column CP: (i) “Partly” indicates that a multi-country funding proposal is captured in only part of the country programmes of relevant countries; and (ii) “No” may indicate that the country has not shared a CP with the Secretariat, the draft CP has been shared with the Secretariat but is not yet endorsed by the Climate Investment Committee, or that the funding proposal is not included in the latest version of the CP shared with the Secretariat. It must be noted that funding proposals in early development stages may have been presented to the GCF Secretariat with different titles in EWPs and CPs, hence not allowing the Secretariat to identify them as the same project until further consultations take place with AEs and NDAs or focal points.

^fThe financing amounts of some REDD-plus RBP projects can be indicated as “TBC” (to be confirmed) because the amount is determined only after the assessment and application of the scorecard by the Secretariat and the independent Technical Advisory Panel.

^g As per the updated GCF project/programme cycle indicated in the Programming Manual, the pipelines of national DAEs are now integrated in the country programmes.

Annex II: List of Project Preparation Facility applications

Project Preparation Facility applications in the GCF pipeline at different stages of the review process

No.	Sector	Project name	Region	LDC/SIDS/ African States	Entity type	Theme	Delivery modality	PPF amount in USD	Latest stage
1	Private	Collaborative R&DB Programme for Promoting the Innovation of Climate Technopreneurship	Asia-Pacific	Yes	National	Cross-cutting	PPF funding	1,243,580	6
2	Private	Green Guarantee Company ("GGC")	Asia-Pacific	Yes	International	Cross-cutting	PPF funding	918,520	
3	Private	Green Finance Corporation	Asia-Pacific	No	National	Mitigation	PPF funding	373,290	
4	Private	PPF request for the Agriculture Climate Adaptation Technology Deployment Programme.	Africa	Yes	National	Adaptation	PPF funding	560,500	
5	Private	Promoting private sector investment through large scale adoption of energy saving technologies and equipment for garment sector	Asia-Pacific	Yes	National	Mitigation	PPF funding	265,385	
6	Private	Promoting private sector investment through large scale adoption of energy saving technologies and equipment for textile sector	Asia-Pacific	Yes	National	Mitigation	PPF funding	263,490	
7	Public	Analysis and Implementation Feasibility Study Fast Train Passenger Project	Latin America and the Caribbean	No	Regional	Mitigation	PPF funding	240,000	
8	Public	Climate Resilient Fishery Initiative for Livelihood Improvement	Africa	Yes	International	Adaptation	PPF funding	277,469	
9	Public	Development of an Integrated, Sustainable and Resilient Agricultural Project to Climate Change	Africa	Yes	National	Cross-cutting	PPF funding	717,407	
10	Public	Ecosystem and livelihoods resiliency: climate change risk reduction through ecosystem-based adaptation in communal grazing lands	Africa	Yes	International	Cross-cutting	PPF funding	365,316	
11	Public	Enhancing Adaptation and Community Resilience by Improving Water Security	Asia-Pacific	Yes	Regional	Adaptation	PPF service	121,925	
12	Public	Enhancing Early Warning Systems to build greater resilience to hydro and meteorological hazards	Asia-Pacific	Yes	International	Adaptation	PPF funding	535,833	
13	Public	IGREENFIN project and GCF Umbrella Program for the Great Green Wall Initiative	Africa	Yes	International	Cross-cutting	PPF funding	1,302,753	
14	Public	Integrated Landscape Management Initiative	Asia-Pacific	No	International	Cross-cutting	PPF funding	282,633	

No.	Sector	Project name	Region	LDC/SIDS/ African States	Entity type	Theme	Delivery modality	PPF amount in USD	Latest stage
15	Public	Low-Emission and Climate Resilient Agriculture	Latin America and the Caribbean	No	Regional	Cross-cutting	PPF funding	670,600	
16	Public	Pilot project of hydro agricultural perimeters development with smart agricultural practices resilient to climate change	Africa	Yes	Regional	Cross-cutting	PPF funding	439,134	
17	Public	Preparatory Assessments for the Metropolitan Climate Resilience Project	Africa	Yes	International	Adaptation	PPF funding	934,185	
18	Public	Rural Green Economy and Climate Resilient Development Programme	Africa	Yes	National	Cross-cutting	PPF funding	1,498,841	
19	Public	The R's (Reduce, Reuse and Recycle) for climate resilience wastewater systems (3R-CReWS)	Latin America and the Caribbean	Yes	Regional	Cross-cutting	PPF funding	1,023,703	
20	Public	Transformative green development: Stimulating investment in developing sustainable economies through enhanced environmental services and climate resilience	Africa	Yes	National	Cross-cutting	PPF funding	547,455	
21	Public	Transformative public and private partnerships for climate change adaptation and mitigation through the protection of mangroves and wetlands	Latin America and the Caribbean	No	International	Cross-cutting	PPF funding	277,172	
22	Private	Public and Private Sector Energy Efficiency Programme (PPSEEP)	Africa	Yes	Regional	Mitigation	PPF funding	318,060	5
23	Public	Bus Rapid Transit Development	Asia-Pacific	No	National	Mitigation	PPF funding	800,000	
24	Public	Sustainable Transport for Intermediate Cities (STIC Program)	Latin America and the Caribbean	No	Regional	Mitigation	PPF funding	1,415,750	
25	Private	Mini-grid/off-grid Solution	Asia-Pacific	No	National	Cross-cutting	PPF funding	926,425	4
26	Private	Transforming Finance to Unlock Climate Action	Latin America and the Caribbean	Yes	Regional	Cross-cutting	PPF funding	613,471	
27	Public	Arundo donax Renewable Biomass Fuel	Latin America and the Caribbean	Yes	Regional	Cross-cutting	PPF funding	694,000	
28	Public	Bhutan Green Transport Program	Asia-Pacific	Yes	International	Mitigation	PPF funding	526,311	
29	Public	Building Resilient and Healthy Communities	Asia-Pacific	Yes	National	Adaptation	PPF funding	568,733	
30	Public	Building the Adaptive Capacity of Sugarcane Farmers	Latin America and the Caribbean	Yes	Regional	Adaptation	PPF funding	594,779	
31	Public	Climate Resilience of the Water Sector	Latin America and the Caribbean	Yes	Regional	Adaptation	PPF funding	724,409	
32	Public	Climate Resilient Coastal Forestry	Asia-Pacific	Yes	National	Cross-cutting	PPF funding	249,702	

No.	Sector	Project name	Region	LDC/SIDS/ African States	Entity type	Theme	Delivery modality	PPF amount in USD	Latest stage	
33	Public	Devolved climate change governance to strengthen resilience of communities in target counties	Africa	Yes	National	Adaptation	PPF funding	371,200		
34	Public	Enhancing resilience of communities, smallholders and ecosystems to climate change impacts through adapting and scaling up land/resources used systems	Latin America and the Caribbean	No	Regional	Adaptation	PPF funding	492,733		
35	Public	Green City Pilot	Africa	Yes	National	Cross-cutting	PPF funding	1,030,750		
36	Public	Mainstreaming Climate Smart Planning and Implementation into Agricultural Development	Africa	Yes	National	Cross-cutting	PPF funding	664,747		
37	Public	Coastal and Marine Ecosystem Resilience Programme	Asia-Pacific	Yes	International	Adaptation	PPF funding	580,071		
38	Public	Preparation of the “Public-Social-Private Partnerships for Ecologically Sound Agriculture and Resilient Livelihood (PEARL)” Project	Asia-Pacific	Yes	International	Adaptation	PPF funding	196,285		
39	Public	Project preparation for increasing resilience to the health risks of climate change	Asia-Pacific	Yes	Regional	Adaptation	PPF service	108,273		
40	Public	Building Resilience to Climate Change through Ecosystem-Based Adaptation for Integrated Flood Risk Management	Asia-Pacific	No	International	Adaptation	PPF funding	694,646		
41	Public	Water Reuse Programme	Africa	Yes	Regional	Adaptation	PPF funding	479,846		
42	Public	Securing Permanent Forests to Combat Climate Change and Enhance Sustainable National and Local Economies	Africa	Yes	International	Cross-cutting	PPF funding	555,684		
43	Public	Strengthening the resilience of ecosystems and populations	Africa	Yes	International	Adaptation	PPF funding	331,067		
44	Public	Waste Management Flagship Programme	Africa	Yes	Regional	Mitigation	PPF funding	1,386,750		
45	Private	Infrastructure Climate Resilient Fund (ICRF)	Africa	Yes	International	Adaptation	PPF funding	835,500		
46	Private	Scaling up the deployment of Integrated Utilities Services (IUS) to support energy sector transformation (Phase I)	Latin America and the Caribbean	Yes	Regional	Mitigation	PPF funding	810,498		3
47	Public	Adapting tuna-dependent communities and economies to climate change	Asia-Pacific	Yes	International	Adaptation	PPF funding	1,499,939		
48	Public	Establishing resilient, low carbon agricultural systems	Asia-Pacific	Yes	Regional	Adaptation	PPF service	152,677		
49	Public	Project Preparation for Community-Based Interventions for Ecosystem-based Adaptation (EbA) for Reducing Community Vulnerability to Climate Change	Asia-Pacific	Yes	Regional	Adaptation	PPF service	173,122		

No.	Sector	Project name	Region	LDC/SIDS/ African States	Entity type	Theme	Delivery modality	PPF amount in USD	Latest stage
50	Public	Scaling up ecosystem-based approaches to managing climate-intensified disaster risks in vulnerable regions	Africa	Yes	National	Adaptation	PPF service	606,780	
51	Public	Strengthening Urban Resilience	Latin America and the Caribbean	No	International	Cross-cutting	PPF funding	550,000	
52	Private	Green Climate Finance Facility for fostering climate-smart agriculture	Africa	Yes	National	Cross-cutting	PPF funding	646,600	2
53	Public	A Regional Fund for the Great Forests	Latin America and the Caribbean	Yes	International	Cross-cutting	PPF funding	1,427,082	
54	Public	Mitigating Green House Gas Emissions in Indonesia through Sustainable Forest and Landscape Management	Asia-Pacific	No	International	Mitigation	PPF funding	681,007	
55	Public	Sustainable Communities for Climate Action (ACCIÓN)	Latin America and the Caribbean	No	National	Cross-cutting	PPF funding	878,133	1
56	Private	GeoFutures Facility	Africa	Yes	International	Mitigation	PPF funding	1,168,170	
57	Public	A Blueprint for Adapting Road Infrastructure to Projected Climate Extremes	Latin America and the Caribbean	Yes	National	Cross-cutting	PPF funding	222,965	
58	Public	Building resilience of coastal communities through Ecosystem based Adaptation approaches	Africa	Yes	International	Adaptation	PPF funding	634,636	
59	Public	Building resilience through the strengthening of climate services and impact-based multi-hazard early warning	Asia-Pacific	Yes	International	Adaptation	PPF funding	401,975	
60	Public	Climate Resilient Systems for Water Sector: Hydrological Cycle Observation System (HYCOS IV Project)	Africa	Yes	Regional	Adaptation	PPF funding	1,496,220	
61	Public	Coral Reef Resiliency Program	Asia-Pacific	Yes	International	Cross-cutting	PPF funding	816,725	
62	Public	De-risking private sector investments in RE mini-grids and low-emission rural industrialization	Africa	Yes	International	Mitigation	PPF funding	398,090	
63	Public	Developing Climate Resilient Integrated Coastal Zone Management (ICZM)	Latin America and the Caribbean	Yes	International	Adaptation	PPF funding	743,239	
64	Public	Enhancing Climate Risk Management in the Watershed Project Preparatory Assessments	Latin America and the Caribbean	Yes	Regional	Adaptation	PPF funding	292,851	
65	Public	WASH and Aquatic Environment Revamping Project	Africa	Yes	International	Cross-cutting	PPF funding	600,000	

No.	Sector	Project name	Region	LDC/SIDS/ African States	Entity type	Theme	Delivery modality	PPF amount in USD	Latest stage	
66	Public	Mainstreaming Coral Reef Resilience and Restoration as an Ecosystem-based Adaptation Strategy to Climate Change (MaCREAS)	Latin America and the Caribbean	Yes	Regional	Adaptation	PPF funding	788,649		
67	Public	Water Supply Project: Increase Resilience of Vulnerable and Marginalized Communities through Integrated Water Resource Management and Ecosystem-based Interventions	Asia-Pacific	Yes	International	Adaptation	PPF funding	671,483		
68	Public	Preparation of the Project "Ecoagricultural Business Solutions for Model Forests"	Africa	Yes	National	Cross-cutting	PPF funding	555,276		
69	Public	Programme for Climate-Smart Agroforestry-based Entrepreneurship (PAAFE-Climate)	Africa	Yes	National	Cross-cutting	PPF funding	506,738		
70	Public	Promoting the transition to a climate smart livestock sector	Latin America and the Caribbean	No	International	Cross-cutting	PPF funding	355,097		
71	Public	Resilient infrastructure and livelihood to combat climate change impacts in flash flood prone haor areas	Asia-Pacific	Yes	National	Adaptation	PPF funding	300,000		
72	Public	South-South Cooperation for Reducing Deforestation and GHG Emissions Through Greening the Brick Sector	Africa	Yes	International	Mitigation	PPF funding	583,890		
73	Public	Strengthening and completing the funding proposal on "Climate-resilient landscapes for sustainable livelihoods"	Africa	Yes	International	Adaptation	PPF funding	295,800		
74	Public	Support green development poles to strengthen the resilience to climate change of communities, ecosystems and agro-silvopastoral production systems of municipalities	Africa	Yes	International	Cross-cutting	PPF funding	320,185		
75	Public	Sustainable Management of Senegal's Forest Ecosystems for Climate Resilience and Mitigation	Africa	Yes	International	Cross-cutting	PPF funding	299,876		
76	Public	Toward Risk-Aware and Climate-resilient communities (TRACT) - Strengthening climate services and impact-based multi-hazard early warning	Asia-Pacific	Yes	International	Adaptation	PPF funding	386,412		
77	Public	Catalysing Climate Change Related Investments in the Agricultural Sector	Asia-Pacific	Yes	National	Adaptation	PPF funding	368,160		
78	Private	Electric Bus Project	Africa	Yes	International	Mitigation	PPF funding	788,000		99
79	Private	Green Investment Platform	Latin America and the Caribbean	No	Regional	Cross-cutting	PPF funding	854,600		
80	Private	Green Hydrogen and Fuel Cells for the Transport Sector	Africa	Yes	International	Mitigation	PPF funding	877,991		
81	Private	Cable Car Project	Africa	Yes	International	Mitigation	PPF funding	1,078,375		

No.	Sector	Project name	Region	LDC/SIDS/ African States	Entity type	Theme	Delivery modality	PPF amount in USD	Latest stage
82	Private	Promoting large scale adoption of energy saving technologies and equipment for the industrial and household sectors	Asia-Pacific	Yes	National	Cross-cutting	PPF funding	721,120	
83	Private	Sustainable Wave Energy	Asia-Pacific	No	National	Mitigation	PPF funding	1,164,775	
84	Private	The Green Outcomes Fund	Africa	Yes	Regional	Cross-cutting	PPF funding	1,500,000	
85	Public	Accelerating Adoption of Electric Mobility in Public Transit System	Latin America and the Caribbean	No	International	Mitigation	PPF funding	896,500	
86	Public	Agriculture and Livelihood Adaptation to Drought	Asia-Pacific	Yes	National	Adaptation	PPF funding	1,250,000	
87	Public	Building climate change resilience of small scale and subsistence farmers to support sustainable rural development	Africa	Yes	International	Adaptation	PPF funding	410,000	
88	Public	Building Resilience in the Water Sector	Africa	Yes	International	Adaptation	PPF funding	450,000	
89	Public	Building resilience of vulnerable farmers and ecosystems through innovative financing mechanisms	Latin America and the Caribbean	No	International	Adaptation	PPF funding	264,800	
90	Public	Catalysing the transformation to a solar based economy	Latin America and the Caribbean	No	National	Cross-cutting	PPF funding	166,669	
91	Public	Climate Resilient Organic Livelihood Project	Asia-Pacific	Yes	Regional	Adaptation	PPF funding	305,778	
92	Public	Climate Risk-Informed Resilient Communities (CRIC)	Africa	Yes	International	Adaptation	PPF funding	400,587	
93	Public	Coastal protection project	Africa	Yes	International	Adaptation	PPF funding	928,260	
94	Public	Design Coastal and Marine Ecosystem Resilience Programme	Asia-Pacific	Yes	Regional	Adaptation	PPF funding	1,489,381	
95	Public	Eco-friendly Tourism	Asia-Pacific	No	National	Cross-cutting	PPF funding	1,144,000	
96	Public	Electric Mobility – Introduction of Electric Motorcycles	Africa	Yes	International	Mitigation	PPF funding	440,800	
97	Public	Enhancing the sustainability of the national energy matrix and the competitiveness of forest production through multifunctional forestry plantations	Latin America and the Caribbean	No	Regional	Cross-cutting	PPF funding	881,000	
98	Public	GAMS – Gum for Adaptation and Mitigation: Enhancing adaptive capacity of local communities and restoring carbon sink potential of the Gum Arabic belt (Great Green Wall)	Africa	Yes	International	Cross-cutting	PPF funding	295,826	
99	Public	Global Climate Services for Energy	Africa	Yes	International	Cross-cutting	PPF funding	1,028,100	
100	Public	Implementation of Integrated Atmospheric Composition Services	Africa	Yes	International	Cross-cutting	PPF funding	706,200	

No.	Sector	Project name	Region	LDC/SIDS/ African States	Entity type	Theme	Delivery modality	PPF amount in USD	Latest stage
101	Public	Increased climate resilience of rural households and communities through the rehabilitation of productive agroforestry landscapes in selected localities	Latin America and the Caribbean	Yes	International	Adaptation	PPF funding	211,704	
102	Public	Increasing Carbon Sinks and Enhancing Climate Resilience of the Vulnerable Groups through Sustainable Management of Peatlands	Asia-Pacific	No	National	Cross-cutting	PPF funding	730,829	
103	Public	Increasing the resilience of livelihood options of vulnerable communities in six communes	Africa	Yes	International	Adaptation	PPF funding	861,000	
104	Public	REDD+ to Reef Landscape Project	Latin America and the Caribbean	Yes	International	Cross-cutting	PPF funding	486,823	
105	Public	Dairy NAMA: Low-emission and Climate Resilient Dairy Development Project	Africa	Yes	International	Cross-cutting	PPF funding	210,000	
106	Public	Preservation and restitution of ecosystem services with an emphasis on water security for climate change adaptation and mitigation and increased resilience of vulnerable family farmers	Latin America and the Caribbean	No	International	Cross-cutting	PPF funding	704,000	
107	Public	Promotion of energy efficient appliances, lighting and equipment in Pacific Island Countries	Asia-Pacific	Yes	International	Mitigation	PPF funding	1,500,000	
108	Public	Regional Programme: Linking Climate Knowledge to Action for Resilience	Africa	Yes	International	Adaptation	PPF funding	842,497	
109	Public	Renewable Energy - Solar PV Programmatic Solutions for the Public Sector: Rail and Government Buildings	Africa	Yes	Regional	Mitigation	PPF funding	1,495,000	
110	Public	Restoring forests and agrosystems for climate change adaptation	Africa	Yes	International	Cross-cutting	PPF funding	299,187	
111	Public	Solar Technology District	Latin America and the Caribbean	No	Regional	Mitigation	PPF funding	1,500,000	
112	Public	Strengthening and enhancing the application of environmentally sound technologies related to holistic waste management in addressing climate change challenges	Asia-Pacific	No	International	Cross-cutting	PPF funding	1,500,000	
113	Public	Strengthening Resilience of Coastal Ecosystems and Communities	Africa	Yes	International	Adaptation	PPF funding	282,500	
114	Public	Strengthening resilience of rural livelihoods to climate risks through sustainable energy access	Asia-Pacific	Yes	International	Cross-cutting	PPF funding	975,000	
115	Public	Sustainable Integrated Water Resources Management to Build Resilience to Climate Change in the Water Sector	Latin America and the Caribbean	Yes	National	Cross-cutting	PPF funding	1,400,700	
116	Public	The Vaka Motu (boat for the islands) - building indigenous community resilience with low emission sea transportation	Asia-Pacific	Yes	Regional	Cross-cutting	PPF funding	408,250	

No.	Sector	Project name	Region	LDC/SIDS/ African States	Entity type	Theme	Delivery modality	PPF amount in USD	Latest stage
							Total	79,100,911	

Abbreviations: LDC = least developed countries, PPF = Project Preparation Facility, SIDS = small island developing States.

Notes: (1) The list includes PPF applications submitted with formal no-objection letters from national designated authorities; and (2) Stage 1: PPF application submitted where the concept note is under Secretariat review and accredited entities' revision; Stage 2: Concept note endorsed by the GCF Climate Investment Committee for PPF support and PPF application under Secretariat review and accredited entity's revision; Stage 3: PPF application approved; Stage 4: PPF application under implementation; Stage 5: PPF activities completed; Stage 6: Funding proposal submitted; Stage 99: Inactive, including withdrawn and no response from the accredited entity for over six months.
