



GREEN
CLIMATE
FUND

Meeting of the Board
16 – 19 May 2022
Antigua and Barbuda
Provisional agenda item 4

GCF/B.32/Inf.01

25 April 2022

Status of the GCF pipeline, including the status of Project Preparation Facility requests

Summary

This document provides an update on the GCF pipeline of projects and programmes, including the status of Project Preparation Facility applications, for the reporting period of 1 January to 31 March 2022.

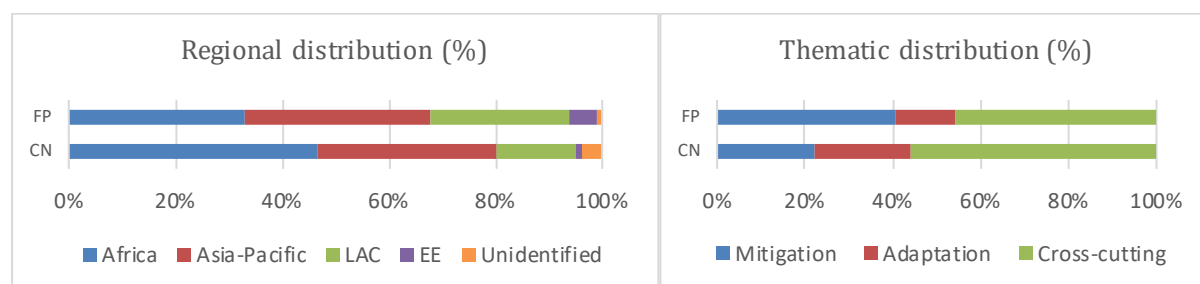
Table of Contents

Executive summary: Snapshot of the GCF pipeline	1
I. Overall status of the GCF pipeline	2
1.1 Funding proposal pipeline	2
1.2 Concept note pipeline	7
II. Status of the pipeline of projects from direct access entities and the Project Preparation Facility	8
III. Status of the simplified approval process pilot scheme	9
IV. Status of active requests for proposals	10
4.1 Enhancing direct access	10
4.2 Pilot programme to support micro, small and medium-sized enterprises	10
4.3 Mobilizing funds at scale	11
4.4 REDD-plus results-based payments	11
V. Status of pipeline knowledge management	11
Annex I: List of funding proposals	13
Annex II: List of Project Preparation Facility applications	19

Executive summary: Snapshot of the GCF pipeline

This executive summary provides a snapshot of the GCF pipeline as at 31 March 2022, comprising funding proposals and concept notes submitted to the Secretariat. The key tables and figures below show the sectoral, regional and thematic breakdown of funding proposals and concept notes as well as the current status of active requests for proposal and the simplified approval process (SAP) pilot scheme.

Sectoral distribution	Funding proposals		Concept notes	
	GCF funding requested (million USD)	Number of proposals	GCF funding requested (million USD)	Number of concept notes
Public	2,584.6	51	8,902.2	245
Private	2,387.8	29	8,945.3	116
Total	4,972.4	80	17,847.5	361
(% from DAE)	17.6%	31.3%	31.4%	38.2%

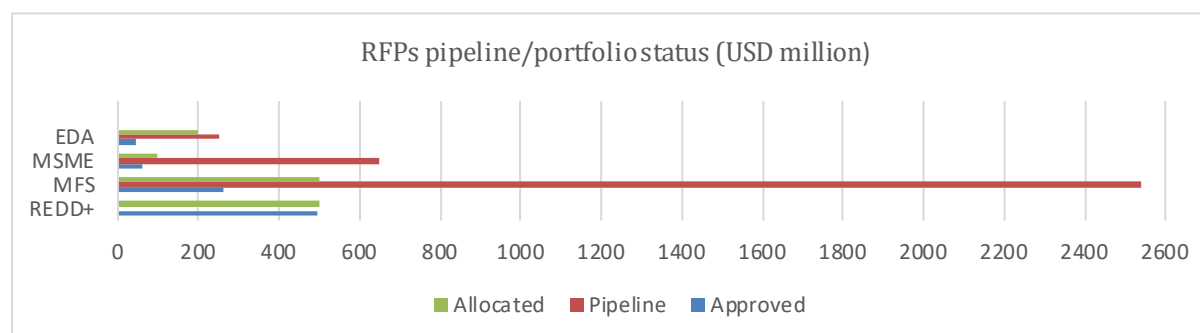


Abbreviations: DAE = direct access entity, EE = Eastern Europe, LAC = Latin America and the Caribbean.

Within the pipeline, funding proposals and concept notes submitted under active requests for proposals and the SAP pilot scheme are as follows:

		Allocation		Pipeline		Approved	
		Amount (million USD)	No.	Funding requested (million USD)	No. (FP+CN)	Funding approved (million USD)	No.
Active RFPs	EDA	200	min. 10	248.7	12 (2+10)	46.6	3
	MSME I	100	N/A	648.7	22 (0+22)	60.0	3
	MFS	500	N/A	2,539.1	26 (8+18)	263.4	5
	REDD-plus	500	min. 3	TBC ^a	3 (0+3)	496.7	8

		Pipeline		Approved	
		Funding requested (million USD)	No. (FP+CN)	Funding approved (million USD)	No.
Pilot scheme	SAP	933.7	102(11+91)	207.6	23



Abbreviations: CN = concept note, EDA = enhancing direct access, FP = funding proposal, MFS = mobilizing funds at scale, MSME = micro, small and medium-sized enterprise, N/A = not applicable, RFP = request for proposal, SAP = simplified approval process, TBC = to be confirmed.

^aThe GCF Secretariat is analysing opportunities for the continuation of the REDD-plus results-based payment (RBP) programme for Board consideration during 2022. The financing amount of REDD-plus RBP projects are indicated as TBC because at the funding proposal stage, the amount is determined only after assessment and application of the scorecard by the Secretariat and the independent Technical Advisory Panel, and at the CN stage it is not requested in the current REDD-plus RBP CN template.

I. Overall status of the GCF pipeline

1.1 Funding proposal pipeline

1. At its eleventh meeting, the Board requested the Secretariat to provide an update of the pipeline portfolio and to submit it for information to the Board as part of the documentation submitted for every Board meeting.¹ This status report responds to the Board’s request and provides an update for the reporting period of 1 January to 31 March 2022.

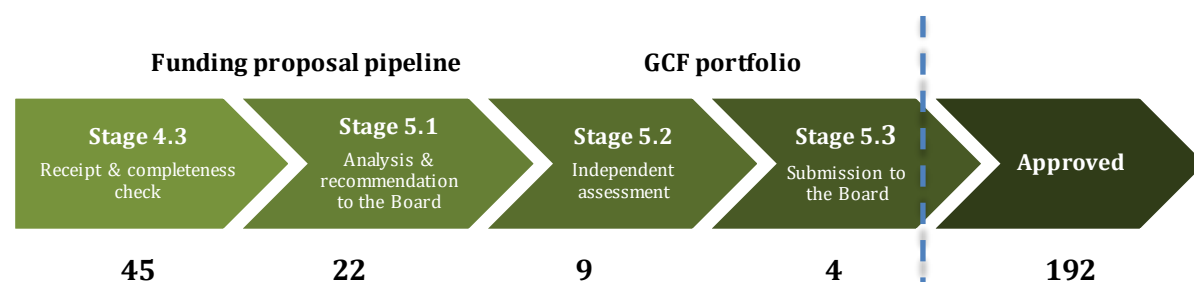
2. As at 31 March 2022,² the GCF pipeline comprises 80 public and private sector funding proposals, which request a total of USD 5 billion in GCF funding to support projects and programmes totalling USD 19.1 billion when taking co-financing into account.³

3. Table 1 presents an overview of the pipeline, broken down into different sectors, and figure 1 presents the status of the funding proposals in the pipeline with respect to their level of progress in the GCF due diligence process. The geographical distribution of the pipeline is presented in figures 2 and 3.⁴ In addition, a further breakdown of the geographical distribution of the pipeline by the least developed countries (LDCs), small island developing States (SIDS) and African States can be found in figures 3.1, 3.2 and 3.3, respectively.

Table 1: GCF pipeline overview for funding proposals

		Public	Private
Number	Number of funding proposals	51	29
	- New proposals during the reporting period (1 January to 31 March 2022)	4	2
Amount	GCF funding (million USD)	2,584.6	2,387.8
	Co-financing (million USD)	4,344.4	9,815.2
	Total investment (GCF + co-financing, million USD)	6,929.0	12,203.0

Figure 1: Status of funding proposal progress



Note: Stage numbers are according to the updated project and programme cycle (annex IV to decision B.17/09).

¹ Decision B.11/11, paragraph (g).

² The requested GCF amount in euros is converted into United States dollars at the United Nations Operational Rates of Exchange effective as at 15 March 2022 (1 EUR = 1.09529025 USD).

³ The full list of funding proposals is provided in document GCF/B.32/Inf.01/Add.01 titled “Status of the GCF pipeline – Addendum: List of funding proposals and project preparation facility requests”. Owing to the deliberative nature of the document, the addendum is made available to the Board on a limited distribution basis.

⁴ In the case of multi-country projects, the breakdown is based on the simple attribution according to the number of countries marked in each proposal, unless the per cent of each country’s allocation is provided by accredited entities.




Figure 2: Regional distribution of the requested amount of GCF funding

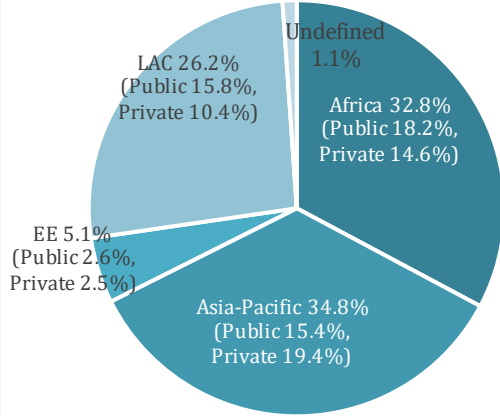
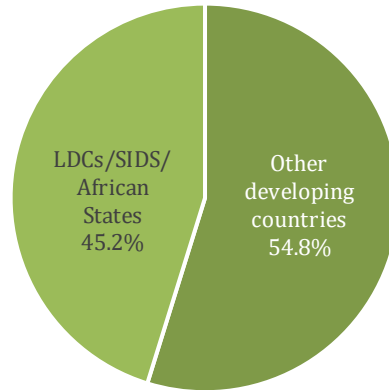
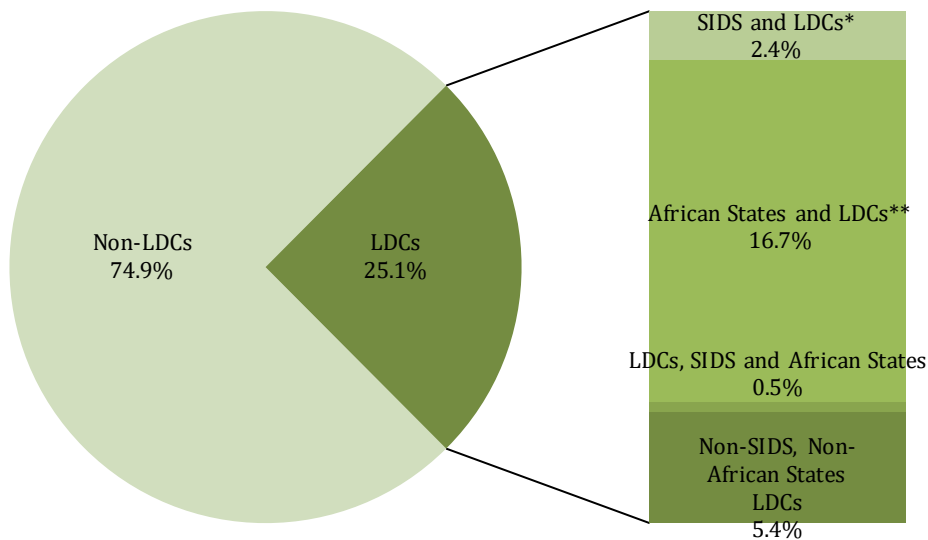


Figure 3: LDCs/SIDS/African States distribution of the requested amount of GCF funding



Abbreviations: EE = Eastern Europe, LAC = Latin America and the Caribbean, LDCs = least developed countries, SIDS = small island developing States.

Figure 3.1: Least Developed Countries distribution of the requested amount of GCF funding

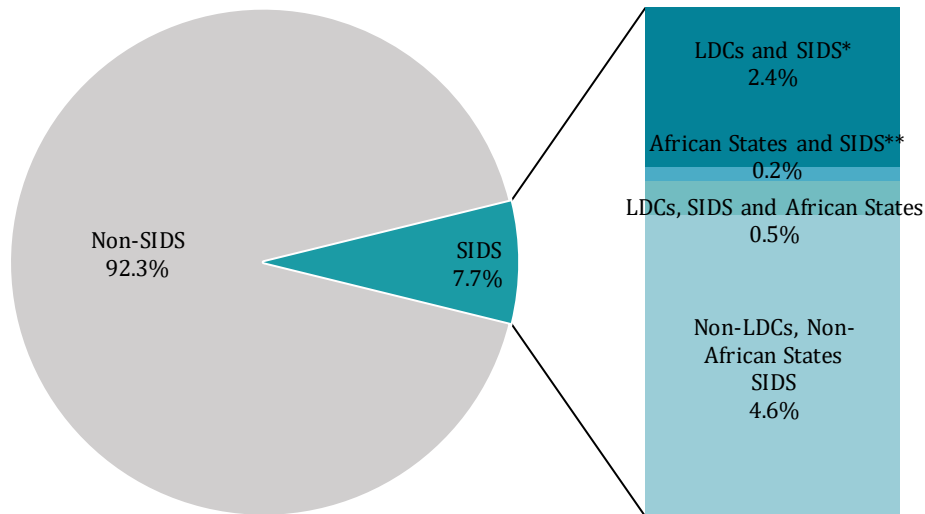


Abbreviations: LDCs = least developed countries, SIDS = small island developing States

* For LDCs and SIDS: this does not include African States

** For African States and LDCs: this does not include SIDS

Figure 3.2: Small Island Developing States distribution of the requested amount of GCF funding

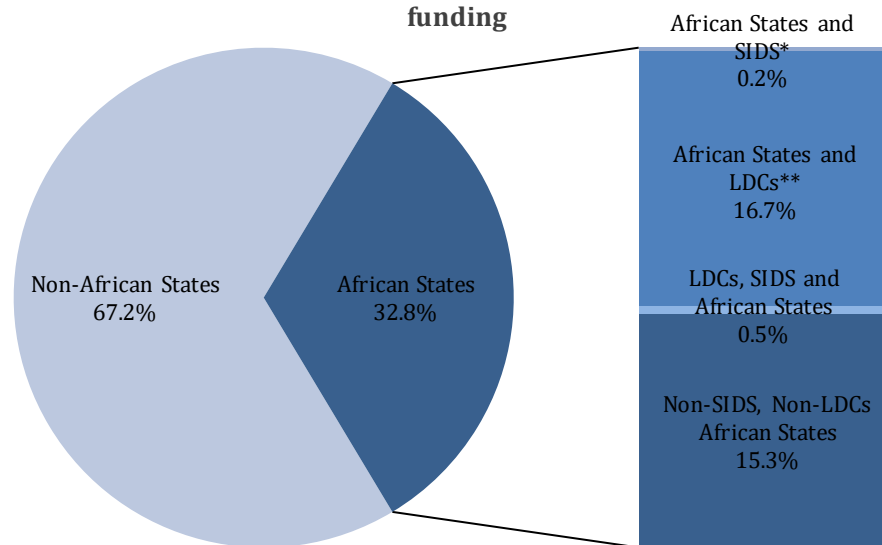


Abbreviations: LDCs = least developed countries, SIDS = small island developing States

* For LDCs and SIDS: this does not include African States

** For African States and SIDS: this does not include LDCs

Figure 3.3: African States distribution of the requested amount of GCF funding

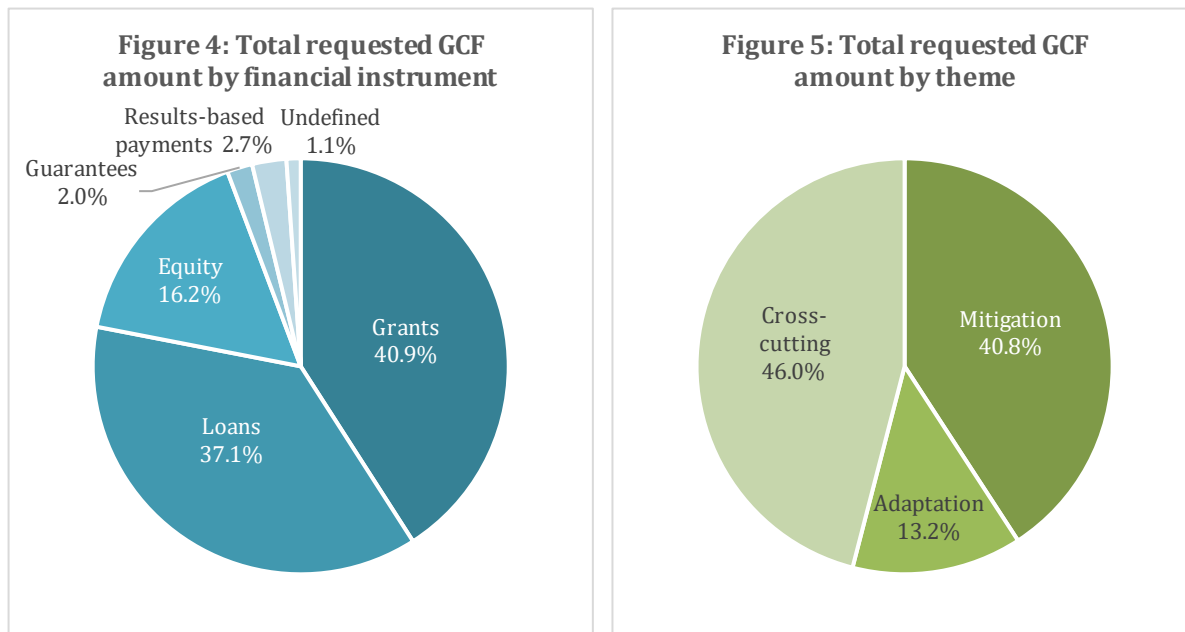


Abbreviations: LDCs = least developed countries, SIDS = small island developing States

* For African States and SIDS: this does not include LDCs

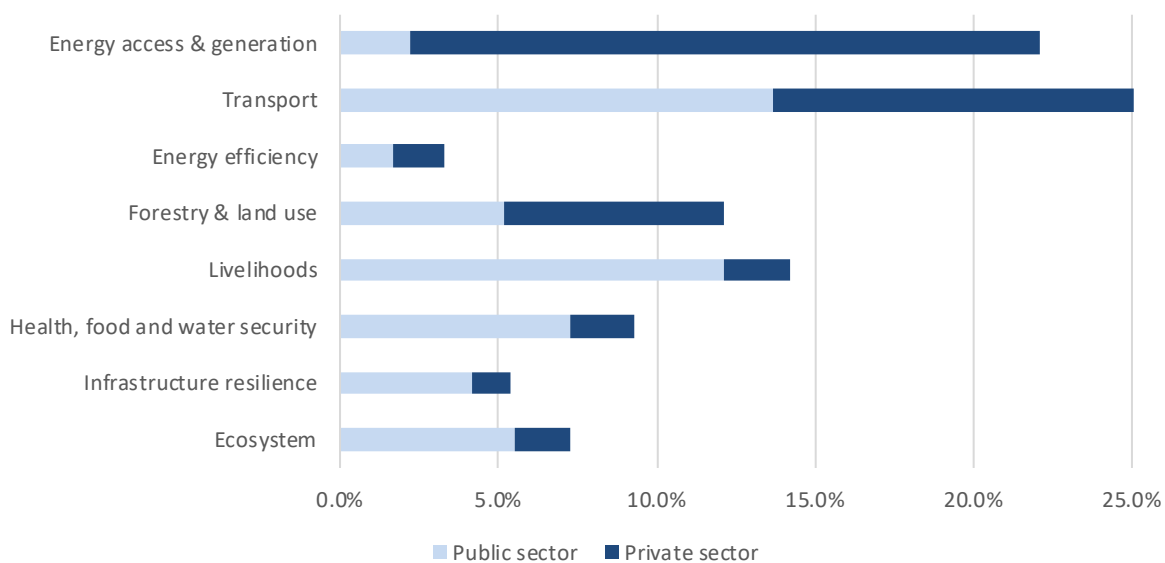
** For African States and LDCs: this does not include SIDS

4. The distribution of the pipeline by financial instrument and theme is provided in figures 4 and 5.⁵



5. The distribution of the requested funding of the pipeline across the eight results areas of GCF is presented in figure 6.

Figure 6: Requested GCF funding by results area (percentage)^a

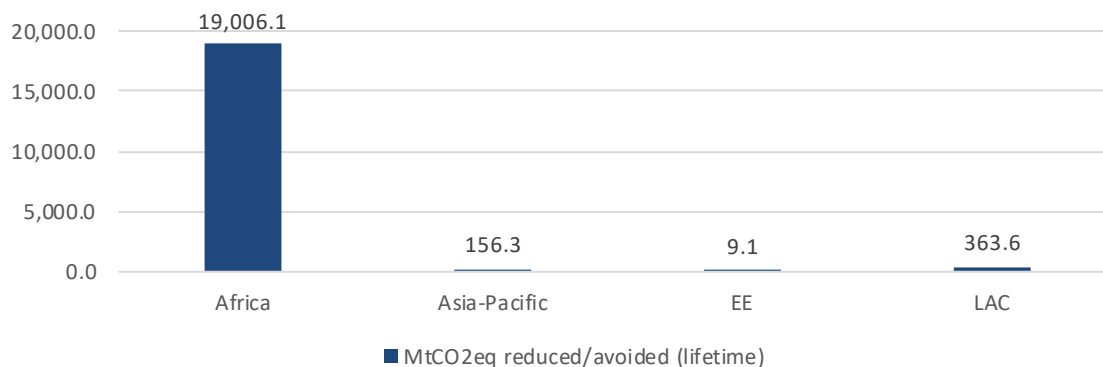


^aThe breakdown of GCF funding into the eight results areas is based on the simple attribution according to the number of results areas marked in each proposal, unless otherwise noted in the proposals.

⁵A mitigation and adaptation breakdown of cross-cutting funding proposals may not be available in the pipeline stage.

6. The climate impact potential of the pipeline in terms of the contribution to GCF core indicators is presented in figures 7 and 8.

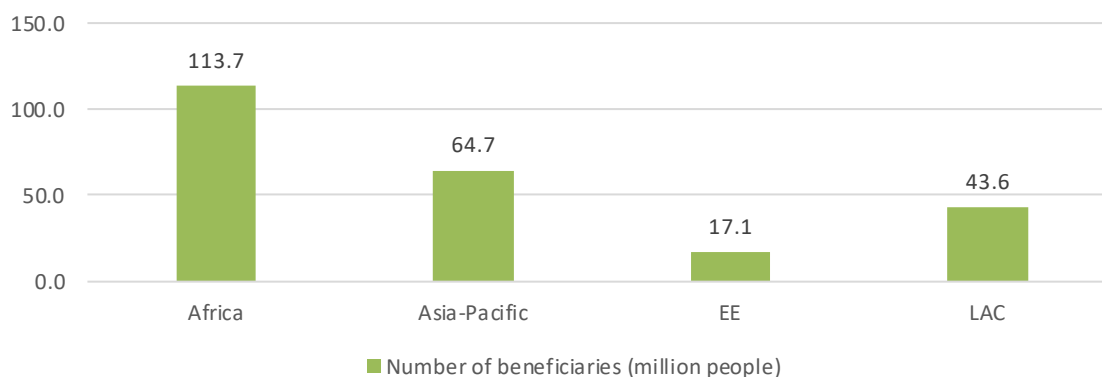
Figure 7: Estimated mitigation impact potential by region (total: 19,535.1 MtCO₂eq)^a



Abbreviations: EE = Eastern Europe, LAC = Latin America and the Caribbean, MtCO₂eq = million tonnes of carbon dioxide equivalent.

^a At the pipeline stage, the estimated data on the impact potential are preliminary and are expected to change during the review.

Figure 8: Estimated adaptation impact potential by region (total: 239.1 million people)^a



Abbreviations: EE = Eastern Europe, LAC = Latin America and the Caribbean.

^a At the pipeline stage, the estimated data on the impact potential are preliminary and are expected to change during the review.

7. The list of the funding proposals in the pipeline at different stages of the review process is presented in annex I. Many of the submitted funding proposals were drawn from the country programme briefs and entity work programmes, the status of which is also presented in annex I.

8. The average time taken for funding proposals during the reporting period, from the date of first funding proposal submission to the date of first feedback from the Secretariat, was 75 days for all accredited entities (AEs), and 14 days for direct access entities (DAEs). The average time taken of all approved projects since B.11, from the first submission of the funding proposal for Board approval, was 355 days for all AEs, and 330 days for DAEs. This has led to disbursements of USD 2,538.4 million (excluding AE fees) for all AEs, including USD 319.6 million for DAEs, as at 31 March 2022.

1.2 Concept note pipeline

9. The GCF pipeline for concept notes as at the reporting date is shown in table 2.

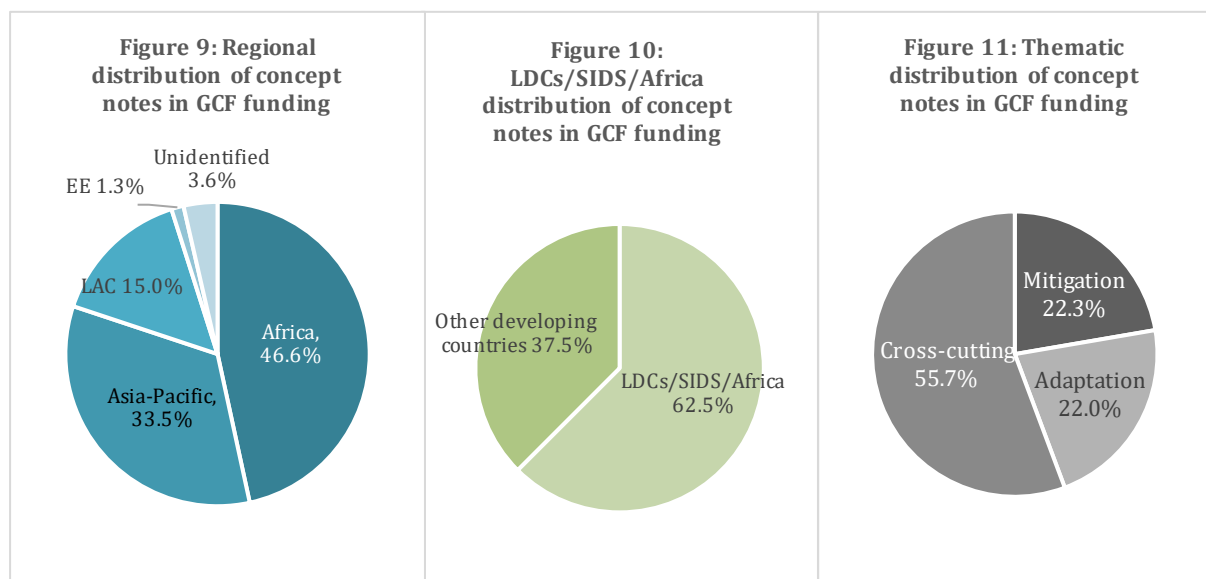
10. Of the 361 concept notes registered in the GCF pipeline, 72 have subsequently requested project preparation support from the Project Preparation Facility (PPF) and details are included in section II below.

Table 2: GCF pipeline overview for concept notes^a

		Public	Private
Number	Number of concept notes	245	116
	- New proposals during the reporting period (1 January to 31 March 2022)	15	5
Amount	GCF funding (million USD)	8,902.2	8,945.3
	Co-financing (million USD)	10,259.3	28,855.5
	Total investment (GCF + co-financing, million USD)	19,161.5	37,800.8

^aThe full list of funding proposals is provided in document GCF/B.32/Inf.01/Add.02 titled “Status of the GCF pipeline – Addendum: List of concept notes”. Owing to the deliberative nature of the document, the addendum is made available to the Board on a limited distribution basis.

11. Figures 9, 10⁶ and 11 present the geographical distribution, including the distribution of funding to LDCs/SIDS/Africa, and the thematic distribution of the requested GCF funding for the concept notes.



Abbreviations: EE = Eastern Europe, LAC = Latin America and the Caribbean, LDCs = least developed countries, SIDS = small island developing States.

12. During the reporting period, the average time taken from the date of the concept note submission to the date when feedback is delivered was 45 days for all AEs and 31 days for DAEs.

⁶The further breakdowns for LDCs, SIDS and Africa, respectively, are as follows:
For LDCs: 34.6 per cent LDCs, and 65.4 per cent non-LDCs;
For SIDS: 8.5 per cent SIDS, and 91.5 per cent non-SIDS; and
For Africa: 46.6 per cent Africa, and 53.4 per cent non-Africa.

II. Status of the pipeline of projects from direct access entities and the Project Preparation Facility

13. The GCF pipeline for DAEs as at the reporting date is shown in table 3.

Table 3: GCF pipeline for direct access entities

	Number of funding proposals	Percentage (in relation to total pipeline)	Requested GCF funding (million USD)	Percentage (in relation to total investment)
Funding proposals	25	31.3	874.5	17.6
Concept notes	137	38.2	5,604.8	31.4

14. The Secretariat continues to work closely with DAEs and national designated authorities (NDAs)/focal points in developing their pipelines of proposals to be submitted to GCF.

15. At the date of reporting, the Secretariat was working on 75 active PPF applications with letters of no objection from the NDAs/focal points, of which 43 (57 per cent) are from DAEs. Further information on this pipeline is as follows:

(a) Of these 75 applications:

(i) Fifty (50) have been approved, including 33 (66 per cent) from DAEs. As at the reporting date, the total approved amount for PPF applications was USD 32.3 million, of which USD 23.1 million had been disbursed:

(1) Of the 50 approved PPFs, 17 funding proposals developed through PPF support have now been submitted to the Secretariat, 11 of these funding proposals have been approved, and others are at different stages of review and revision;

(ii) Four (4) PPF applications entered the review and revision stage by the Secretariat following endorsement of the associated concept note by the GCF Climate Investment Committee; and

(iii) Twenty-five (25) additional PPF applications are pending the associated underlying project concept note being strengthened and cleared as per the GCF investment criteria, to enable PPF support to be provided; and

(b) In addition to the 75 active applications, another 39 PPF applications have been received but are not currently active due to having been withdrawn by the AEs or NDAs, or with no resubmission or communication from the AEs for more than 6 months. The list of all 114 PPF applications, including those approved, is presented in annex II.

16. Several concerted actions were taken towards improving and expanding the PPF support to assist AEs, and particularly DAEs, more efficiently in the development of concept notes and funding proposals for GCF, as follows:

(a) Four PPF service applications have been approved; all are to support DAEs in project preparation. The selected independent consultancy firms are providing preparation services to AEs. There is currently one other service application in the pipeline going through the firm selection process;

(b) In addition to the full PPF support for the comprehensive preparation of funding proposals, the Secretariat has also been using project development firms to provide on-demand technical assistance to DAEs to fill preparation gaps. Four such technical assistance assignments have been approved so far: two are to provide last mile support to the DAE by addressing comments from the independent Technical Advisory Panel (TAP) and finalizing the funding proposal, and two are to help a DAE to strengthen project design for a concept note seeking PPF support. There are five other technical

assistance assignments under review or discussions, including for early project idea development, concept note strengthening and funding proposal finalization; and

- (c) The first draft of the technical guidance for project development has been produced. This guidance will support AEs in developing concept notes, PPF applications and GCF projects. The guidance is currently undergoing review and will be made public in 2022.

III. Status of the simplified approval process pilot scheme

17. Since the launch of the simplified approval process (SAP) pilot scheme in November 2017, 23 projects have been approved by the Board, of which 8 are from DAEs and 3 are private sector projects. The approved portfolio of SAP projects amounts to USD 355 million, with GCF financing amounting to USD 207.6 million.

18. As of the reporting date, the SAP pipeline consists of 102 public and private sector concept notes and funding proposals. The pipeline requests GCF funding of USD 933.7 million, with a total value of approximately USD 1.49 billion when taking co-financing into account. Of the 102 public and private sector concept notes and funding proposals in the SAP pipeline, 87 are public sector proposals, consisting of 78 concept notes and 9 funding proposals. From the private sector, the SAP pipeline consists of 13 concept notes and 2 funding proposals.

19. In the SAP pipeline, 65.6 per cent of the requested GCF funding is from DAEs and NDAs (see figure 12), and 69 per cent of the requested GCF funding is from LDCs, SIDS and African States (see figure 13).

Figure 12: Requested GCF funding by access modality (%)

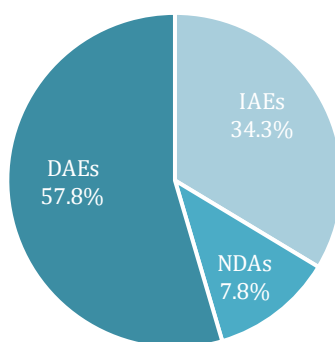
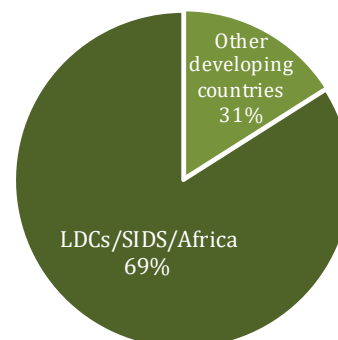
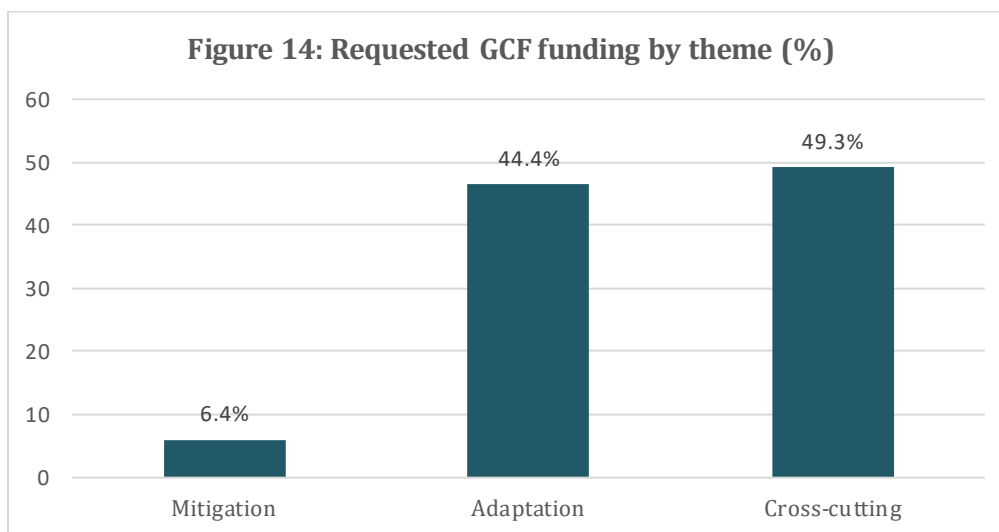


Figure 13: Requested GCF funding by region (%)



Abbreviations: DAE = direct access entity, IAE = international accredited entity, LDC = least developed country, NDA = national designated authority, SIDS = small island developing State.

20. Around 93.7 per cent of the requested GCF funding targets adaptation and cross-cutting results (figure 14), focusing on building the resilience of communities through food and water security measures. Many projects aim to undertake ecosystem-based adaptation for communities, while several projects propose strengthening climate information services and early warning systems. A number of projects target mitigation results through small-scale renewable energy solutions.



21. The average time taken during this reporting period, from the date of an SAP concept note submission by an AE to the date when feedback is delivered from the Secretariat, is 27 days for all AEs, as well as for DAEs.

IV. Status of active requests for proposals

4.1 Enhancing direct access

22. As per decision B.10/04, the Board approved the allocation of USD 200 million for at least 10 pilot proposals under the enhancing direct access (EDA) request for proposal (RFP). GCF has approved a total of three (3) funding proposals under this pilot, amounting to USD 46.6 million of GCF funding.

23. As at 31 March 2022, there are 12 concept notes and funding proposals submitted by the DAEs under the EDA pilot. The pipeline requests GCF funding of USD 248 million, with a total value of USD 279 million. Out of the 12 projects, 2 are at funding proposal stage and 10 at concept note stage. In the EDA pipeline, 84 per cent of the requested GCF funding is from LDCs, SIDS and African States.

4.2 Pilot programme to support micro, small and medium-sized enterprises

24. By its decision B.13/22, the Board approved the micro, small and medium-sized enterprise (MSME) pilot RFP, deciding to limit GCF participation in the first tranche to USD 100 million. Following the close of the MSME RFP in August 2016 and through the competitive evaluation process, the Board has approved three funding proposals for a total of USD 60 million. The approved projects are USD 20 million for the “Business loan programme for GHG emissions reduction” proposal (FP028) submitted by Mongolia-based XacBank, to which GCF has disbursed its total commitment; USD 20 million for the “Low emissions climate resilient agriculture risk-sharing facility for MSMEs” proposal (FP048) submitted by the Inter-American Development Bank to be implemented in Guatemala and Mexico; and USD 20 million for the “Program on Affirmative Finance Action for Women in Africa (AFAWA): Financing climate resilient agricultural practices in Ghana” proposal (FP114) submitted by the African Development Bank.

25. An overall review of private sector RFPs will be presented to the Board in 2022, in the context of an assessment of the performance and results of all GCF RFPs.

4.3 Mobilizing funds at scale

26. In accordance with decision B.16/03, the Board approved the mobilizing funds at scale (MFS) pilot RFP in 2017, allocating up to USD 500 million to innovative, high-impact projects and programmes that mobilize private sector investment in climate change activities. The RFP was open to AEs and non-accredited entities and attracted 350 concept note submissions from more than 70 countries, with an estimated request for GCF financing amounting to USD 18 billion. The Board has approved USD 60 million for the project “Espejo de Tarapacá” (FP115) submitted by MUFG Bank, Ltd.; USD 25 million for the project “Arbaro Sustainable Forestry Fund” in Ecuador, Ethiopia, Ghana, Paraguay, Peru, Sierra Leone and Uganda submitted by MUFG Bank, Ltd. (FP128); and USD 9.9 million under the SAP for “Scaling Smart, Solar, Energy Access Microgrids in Haiti” submitted by the Nordic Environment Finance Corporation (SAP013). At B.27, the Board approved two additional MFS projects, namely USD 18.5 million for the project “Global Subnational Climate Fund (SnCF Global) – Technical Assistance (TA) Facility” submitted by the International Union for Conservation of Nature (FP151) and USD 150 million for the “Global Subnational Climate Fund (SnCF Global) – Equity” submitted by Pegasus Capital Advisors (FP152). The SnCF Global targets a total of 42 countries across the Eastern Europe, Latin America and the Caribbean, Africa and Asia-Pacific regions.

27. The Secretariat continues to engage with proponents of the shortlisted projects towards developing full funding proposals for consideration by the Board. An overall review of private sector RFPs will be presented to the Board in 2022, in the context of an assessment of the performance and results of all GCF RFPs.

4.4 REDD-plus results-based payments

28. By its decision B.18/07, the Board allocated USD 500 million to the RFPs for a pilot programme for REDD-plus results-based payments (RBPs). With the approval of eight funding proposals amounting to a total of GCF financing of USD 496.7 million, the envelope was effectively exhausted by November 2020, two years ahead of schedule.

29. Five concept notes (three from the Asia-Pacific region, one from Latin America and the Caribbean and one from Africa) remain in the pipeline for the first phase of the RFP. Two additional countries (both in the Asia-Pacific region) were eligible for RBPs as of 1 April 2022 according to the Lima REDD-plus Information Hub, a United Nations Framework Convention on Climate Change platform that publishes information on the results of REDD-plus activities and corresponding results-based payments.

30. Based on recommendations by Board members in the lead-up to B.29, consultations have been taking place on the continuation of the RFP into a second phase. Draft terms of reference have been prepared and are due to be presented to Board member representatives for further discussion, with a view to establishing a second phase of the GCF REDD-plus RBP programme.

V. Status of pipeline knowledge management

31. By its decision B.17/09, annex III, the Board requested the Secretariat to develop an online concept note and funding proposal submission portal and to improve data management and analytics, including, for example, the AE submission portal and the NDA portal. Responding to the decision, the Secretariat has enhanced the quality and transparency of the project

pipeline by providing more advanced knowledge management systems to the public, stakeholders and internal users.

32. Based on lessons learned from the SAP online submission system since early May 2019, the Secretariat has been working on improving the current system to be more user-friendly as well as expanding the online submission system to accept regular concept notes and funding proposals. In addition, the new solution will include changes from the new integrated results management framework adopted at B.29. The updated online submission system for both SAP and standard Proposal Approval Process (PAP) was piloted with 15 direct and international accredited entities on 28 March 2022 for two weeks. The system is expected to be fully operational by May 2022 after incorporating the feedback received from the entities. The updated online submission system will also utilize GCF enterprise-wide taxonomy to facilitate the identification and classification of concept note and funding proposal content effectively and efficiently.

33. To further enhance transparency and collaboration with the TAP, a system has been developed for the TAP members to automate the full lifecycle of the project review process. The system is operational and will be handling projects from B.33 onwards.

Annex I: List of funding proposals

Funding proposals in the GCF pipeline at different stages of the review process


No.	Sector	Project/programme title	Region	Project/programme	GCF amount (USD) ^b	Financial instrument	Total size (USD)	LDCs/SIDS/African States	Theme	Direct/international access entity	Stage ^c	Impact potential ^d		CP? ^e	EWP? ^g	Year of CN submission	Year of FP submission	SAP	RFP
												Mitigation (CO ₂ eq)	Adaptation (beneficiaries)						
1	Public	Agriculture project	Africa	Project	50.0M	Grants	50.0M	Africa	Cross-cutting	DAE	4.3	0K	100K	n/a	n/a	2016	2016		
2	Public	Food and Nutrition Security project	Asia-Pacific	Project	31.4M	Grants	79.1M	LDCs	Cross-cutting	IAE	4.3	34,971K	1,000K	Yes		2016	2017		
3	Public	Coastal resilience project	Asia-Pacific	Project	18.2M	Grants	19.4M	SIDS	Adaptation	IAE	4.3	0K	24K	Yes			2017		
4	Public	Vulnerable coastal communities project	Asia-Pacific	Project	78.3M	Grants	137.0M		Cross-cutting	IAE	4.3	0K	0K	n/a	n/a	2017	2019		
5	Public	Climate-resilient project	Africa	Project	44.0M	Grants	49.0M	Africa	Adaptation	IAE	4.3	0K	1,060K	Yes		2017	2018		
6	Public	Livelihood project	Asia-Pacific	Project	43.0M	Grants	50.5M	LDCs	Adaptation	DAE	4.3	0K	583K	Yes		2017	2018		
7	Public	Climate resilience project	Africa	Project	9.9M	Grants	10.0M	Africa	Adaptation	IAE	4.3	0K	1,500K	n/a	n/a	2017	2018	SAP	
8	Public	Climate-resilience project	Africa	Project	18.5M	Grants	35.3M	Africa, LDCs	Cross-cutting	IAE	5.1	0K	0K	n/a	n/a	2017	2021		
9	Public	Flood Management project	Latin America and the Caribbean	Project	25.0M	Grants	33.3M	LDCs, SIDS	Adaptation	IAE	4.3	0K	1,026K	n/a	n/a	2018	2021		
10	Public	Infrastructure project	Latin America and the Caribbean	Project	27.1M	Grants	42.2M	SIDS	Cross-cutting	DAE	4.3	0K	72K	Yes		2017	2018		
11	Public	Ecosystem-based Adaptation project	Latin America and the Caribbean	Project	10.0M	Grants	11.0M	SIDS	Adaptation	DAE	4.3	0K	1,500K		Yes	2017	2019	SAP	
12	Public	Climate Resilient Fishery project	Africa	Project	17.2M	Grants	24.2M	Africa, LDCs	Cross-cutting	IAE	5.1	239K	418K	n/a	n/a	2018	2021		
13	Public	Low-carbon electric project	Africa	Project	28.2M	Grants	46.7M	Africa, LDCs	Cross-cutting	DAE	5.1	2,333K	1,200K	n/a	n/a	2018			
14	Public	Thermal power project	Africa	Project	8.9M	Grants	15.3M	Africa, LDCs, SIDS	Cross-cutting	DAE	5.1	0K	0K	n/a	n/a	2018			
15	Public	Adaptation project	Africa	Programme	10.0M	Grants	20.0M	Africa, LDCs	Cross-cutting	IAE	4.3	0K	3,722K	n/a	n/a	2018	2021	SAP	
16	Public	Promoting sustainable agriculture project	Africa	Programme	174.3M	Grants, Senior Loans	425.6M	Africa, LDCs	Cross-cutting	IAE	5.2	103,600K	39,400K	n/a	n/a	2018	2019		
17	Public	Agricultural Transformation project	Africa	Programme	53.9M	Grants	181.4M	Africa, LDCs	Adaptation	IAE	4.3	0K	1,600K		Yes	2018	2020		
18	Public	River basins management project	Africa	Project	10.9M ^b	Grants	12.2M	Africa, LDCs	Cross-cutting	DAE	4.3	0K	820K	n/a	n/a	2018	2019	SAP	

No.	Sector	Project/programme title	Region	Project/programme	GCF amount (USD) ^b	Financial instrument	Total size (USD)	LDCs/ SIDS/ African States	Theme	Direct/ international access entity	Stage ^c	Impact potential ^d		CP? ^e	EWP? ^g	Year of CN submission	Year of FP submission	SAP	RFP
												Mitigation (CO ₂ eq)	Adaptation (beneficiaries)						
19	Public	Address Adverse Impacts project	Africa	Project	25.7M	Grants	73.4M	Africa, LDCs	Cross-cutting	IAE	4.3	108K	1,500K	n/a	n/a	2018			
20	Public	Resilient agriculture project	Africa	Project	9.5M	Grants	9.5M	Africa, LDCs	Cross-cutting	DAE	4.3	18,480,000K	21K	n/a	n/a	2018	2021	SAP	
21	Public	Water waste systems project	Latin America and the Caribbean	Project	39.0M	Grants	49.0M	SIDS	Cross-cutting	DAE	4.3	40K	0K		Yes	2018	2022		
22	Public	Early warning system project	Africa	Project	10.0M	Grants	11.0M	Africa, LDCs	Adaptation	IAE	4.3	0K	22,000K	n/a	n/a	2018	2021	SAP	
23	Public	Forest project	Latin America and the Caribbean	Project	48.4M	Grants	79.9M		Cross-cutting	IAE	5.1	56,000K	1,590K	n/a	n/a	2018	2020		
24	Public	Forest and landscape restoration project	Africa	Programme	45.0M	Grants	50.0M	Africa, LDCs	Cross-cutting	DAE	4.3	0K	0K	n/a	n/a	2018	2022		
25	Public	Early warning system project	Eastern Europe	Project	23.2M	Grants	33.3M		Adaptation	IAE	4.3	0K	13,500K	n/a	n/a	2019	2021		
26	Public	Enhancing adaptive capacity project	Africa	Project	30.8M	Grants	49.5M	Africa, LDCs	Cross-cutting	IAE	4.3	12,835K	3,044K	n/a	n/a	2019	2021		
27	Public	Climate resilient agriculture project	Africa	Project	10.0M	Grants	11.0M	Africa	Adaptation	IAE	4.3	0K	8,600K	Yes		2019	2021	SAP	
28	Public	Increasing resilience of vulnerable farmers project	Latin America and the Caribbean	Project	19.4M	Grants	24.4M	LDCs, SIDS	Adaptation	IAE	4.3	0K	90K	n/a	n/a	2019	2021		
29	Public	Air cooling project	Africa, Latin America and the Caribbean	Project	40.5M ^b	Grants	47.7M	Africa	Mitigation	IAE	4.3	37,000K	0K	Yes		2019	2020		
30	Public	Climate resilience project	Africa	Project	19.0M	Grants	23.6M	Africa, LDCs	Adaptation	IAE	5.2	0K	1,282K	n/a	n/a	2019	2020		
31	Public	Climate change project	Latin America and the Caribbean	Programme	65.3M	Grants, Senior Loans	117.6M		Cross-cutting	DAE	5.2	584K	762K		Yes	2019	2021		
32	Public	Flood risk management project	Eastern Europe	Project	14.4M	Grants	72.7M		Adaptation	IAE	5.1	0K	903K	n/a	n/a	2019	2021		
33	Public	Agriculture production system project	Africa	Project	9.6M	Grants	10.0M	Africa, LDCs, SIDS	Cross-cutting	DAE	4.3	0K	202K		Yes	2019	2021	SAP	
34	Public	Drought project	Asia-Pacific	Project	10.0M	Grants	13.6M	LDCs	Cross-cutting	DAE	4.3	0K	300K	n/a	n/a	2019	2019	SAP	
35	Public	Sustainable landscapes project	Latin America and the Caribbean	Project	42.5M	Grants	144.7M		Cross-cutting	IAE	5.1	46,300K	17,274K	n/a	n/a	2019	2021		
36	Public	Ecosystem based climate resilience project	Latin America and the Caribbean	Project	34.0M	Grants	64.0M		Adaptation	IAE	4.3	0K	0K	n/a	n/a	2019	2021		
37	Public	Climate resilience project	Asia-Pacific	Project	26.3M	Grants	32.8M	SIDS	Adaptation	IAE	5.2	0K	54K		Yes	2020	2021		



No.	Sector	Project/programme title	Region	Project/programme	GCF amount (USD) ^b	Financial instrument	Total size (USD)	LDCs/SIDS/African States	Theme	Direct/international access entity	Stage ^c	Impact potential ^d		CP? ^e	EWP? ^g	Year of CN submission	Year of FP submission	SAP	RFP
												Mitigation (CO ₂ eq)	Adaptation (beneficiaries)						
38	Public	Energy efficiency project	Africa, Asia-Pacific, Eastern Europe, Latin America and the Caribbean	Programme	241.0M ^b	Grants, Senior Loans	370.9M	Africa, LDCs	Cross-cutting	IAE	4.3	0K	0K	n/a	n/a		2020		
39	Public	Climate Adaptation project	Africa	Project	46.8M	Grants, Results-Based Payment	48.3M	Africa, LDCs	Adaptation	DAE	4.3	0K	3,750K	n/a	n/a		2020		EDA
40	Public	Eco project	Latin America and the Caribbean	Project	8.9M	Grants	10.0M		Mitigation	DAE	5.2	1,946K	0K	n/a	n/a	2020	2020		EDA
41	Public	Low carbon transportation project	Latin America and the Caribbean	Programme	127.5M ^b	Guarantees, Senior Loans	287.3M	SIDS	Mitigation	IAE	4.3	67,437K	0K		Yes	2020	2021		
42	Public	Transportation project	Latin America and the Caribbean	Project	200.0M	Grants, Senior Loans	450.0M	SIDS	Cross-cutting	IAE	5.1	6,854K	10,336K	Yes		2020	2021		
43	Public	Flood project	Asia-Pacific	Project	35.0M	Grants	275.0M		Adaptation	IAE	4.3	0K	25,600K	n/a	n/a	2020	2022		
44	Public	Resilience project	Asia-Pacific	Programme	150.0M	Grants	900.0M	LDCs, SIDS	Adaptation	IAE	4.3	0K	25,000K	n/a	n/a	2020	2020		
45	Public	Transportation project	Asia-Pacific, Eastern Europe	Programme	231.0M	Grants, Senior Loans	881.0M	LDCs	Mitigation	IAE	4.3	11,188K	0K	n/a	n/a	2020	2021		
46	Public	GHG program	Africa	Project	9.0M	Grants	9.3M	Africa	Cross-cutting	DAE	5.1	8,000K	0K	n/a	n/a	2020		SAP	
47	Public	Landscape management project	Asia-Pacific	Project	36.9M	Grants	43.9M		Adaptation	IAE	4.3	0K	920K	n/a	n/a		2021		
48	Public	Sustainable renewables project	Africa, Asia-Pacific	Programme	160.0M	Grants, Guarantees, Reimbursable Grants, Senior Loans	1,144.0M	Africa, LDCs, SIDS	Cross-cutting	IAE	5.1	0K	0K	n/a	n/a		2021		
49	Public	Low carbon transportation project	Latin America and the Caribbean	Programme	73.8M	Grants, Senior Loans	218.5M		Mitigation	DAE	4.3	16,000K	0K		Yes		2021		
50	Public	Agriculture support programme	Asia-Pacific	Project	39.0M	Grants, Senior Loans	86.2M		Cross-cutting	IAE	4.3	5,960K	619K		Yes	2021	2022		
51	Public	Catchment restoration project	Africa	Project	44.4M	Grants	44.9M	Africa, LDCs	Cross-cutting	DAE	4.3	251K	157K	n/a	n/a		2021		
Subtotal (public)					2,584.6M		6,929.0M												
52	Private	Transportation Programme	Asia-Pacific	Project	59.2M	Senior Loans	164.2M		Mitigation	IAE	4.3	44K	0K	n/a	n/a		2016		
53	Private	Green Bond Programme	Africa, Asia-Pacific, Eastern Europe, Latin	Programme	75.0M	Equity	2,100.0M	Africa, LDCs, SIDS	Mitigation	IAE	5.2	90,000K	0K	n/a	n/a		2016		

No.	Sector	Project/programme title	Region	Project/programme	GCF amount (USD) ^b	Financial instrument	Total size (USD)	LDCs/SIDS/African States	Theme	Direct/international access entity	Stage ^c	Impact potential ^d		CP? ^e	EWP? ^g	Year of CN submission	Year of FP submission	SAP	RFP
												Mitigation (CO ₂ eq)	Adaptation (beneficiaries)						
			America and the Caribbean																
54	Private	Renewable Energy Programme	Asia-Pacific	Project	95.0M	Grants, Senior Loans	581.5M	LDCs	Mitigation	IAE	5.2	4,600K	0K	n/a	n/a		2016		
55	Private	Forestry Project	Africa, Latin America and the Caribbean	Project	60.0M	Grants, Results-Based Payment	410.8M	Africa	Mitigation	IAE	4.3	0K	0K	n/a	n/a	2017	2019		MFS
56	Private	REDD+ Programme	Africa, Latin America and the Caribbean	Programme	69.1M	Grants, Reimbursable Grants, Subordinated Loans	111.6M	Africa, LDCs	Mitigation	IAE	5.3	15,000K	0K	n/a	n/a	2017	2018		MFS
57	Private	Renewable Energy Programme	Africa	Programme	16.5M	Equity, Grants	114.0M	Africa, LDCs	Mitigation	DAE	5.2	240,600K	0K	Yes	Yes	2017	2018		MFS
58	Private	Renewable Energy Programme	Africa	Programme	85.0M	Equity, Grants	450.0M	Africa, LDCs	Mitigation	IAE	5.1	26,000K	0K	n/a	n/a	2017	2018		MFS
59	Private	Landscape and Livelihoods Project	Asia-Pacific	Project	66.2M	Grants, Senior Loans	126.2M		Cross-cutting	IAE	4.3	0K	0K	n/a	n/a	2017	2019		MFS
60	Private	Forestry Programme	Africa	Programme	36.9M	Grants, Senior Loans, Subordinated Loans	320.9M	Africa	Mitigation	IAE	4.3	0K	0K	n/a	n/a	2017	2021		MFS
61	Private	Solar ABS Mexico	Latin America and the Caribbean	Programme	148.8M	Grants, Subordinated Loans	485.0M		Mitigation	IAE	5.1	6,237K	0K	n/a	n/a	2017	2018		MFS
62	Private	Transportation Programme	Latin America and the Caribbean	Programme	16.8M	Equity, Grants	40.8M		Mitigation	DAE	4.3	0K	0K	n/a	n/a	2017	2018		MFS
63	Private	Water Project	Africa	Project	28.0M	Senior Loans, Subordinated Loans	225.0M	Africa	Adaptation	DAE	5.2	0K	4,185K	n/a	n/a		2018		
64	Private	Renewable Energy Programme	Africa	Programme	52.5M	Equity, Grants	103.5M	Africa, LDCs	Cross-cutting	IAE	4.3	0K	0K	n/a	n/a	2018	2018		
65	Private	Cattle and soy project	Latin America and the Caribbean	Programme	106.9M	Grants, Senior Loans	246.9M		Cross-cutting	IAE	5.2	46,494K	600K	n/a	n/a	2018	2019		
66	Private	Private sector climate investment facility	Latin America and the Caribbean	Programme	30.0M	Grants	530.0M		Cross-cutting	IAE	5.1	25,600K	0K	n/a	n/a		2018		
67	Private	Climate Resilient Agriculture project	Africa	Project	20.0M	Senior Loans	87.0M	Africa, LDCs	Cross-cutting	IAE	4.3	330K	0K	n/a	n/a	2019	2019		



No.	Sector	Project/programme title	Region	Project/programme	GCF amount (USD) ^b	Financial instrument	Total size (USD)	LDCs/SIDS/African States	Theme	Direct/international access entity	Stage ^c	Impact potential ^d		CP? ^e	EWP? ^f	Year of CN submission	Year of FP submission	SAP	RFP
												Mitigation (CO ₂ eq)	Adaptation (beneficiaries)						
68	Private	Energy Efficiency Programme	Latin America and the Caribbean	Programme	9.0M	Equity	75.0M		Mitigation	IAE	4.3	2,834K	0K	n/a	n/a	2019	2020	SAP	
69	Private	Transportation Facility	Africa, Asia-Pacific, Eastern Europe	Programme	201.0M	Grants, Results-Based Payment, Senior Loans	346.0M	Africa	Mitigation	IAE	4.3	0K	0K	n/a	n/a	2020	2020		
70	Private	Grids for Renewables Framework	Africa, Asia-Pacific, Eastern Europe	Programme	315.0M	Grants, Senior Loans	1,520.0M	Africa	Mitigation	IAE	4.3	0K	0K	n/a	n/a	2020	2020		
71	Private	Green Investment Fund	Latin America and the Caribbean	Programme	54.8M ^b	Undefined	241.8M		Cross-cutting	IAE	5.1	16,800K	260K		Yes		2020		
72	Private	Green Investment Facility	Africa	Programme	43.3M	Grants, Senior Loans	76.6M	Africa, LDCs	Cross-cutting	IAE	5.1	1,313K	1,104K	n/a	n/a	2020	2021		
73	Private	Transportation Programme	Asia-Pacific	Programme	200.0M	Equity	1,477.0M		Mitigation	IAE	5.2	9,517K	0K	n/a	n/a		2021		
74	Private	Renewable Energy Program	Asia-Pacific	Project	10.0M	Grants, Guarantees	54.0M		Mitigation	DAE	5.3	849K	0K	n/a	n/a	2020	2020	SAP	
75	Private	Solar Programme	Africa	Programme	15.8M	Grants, Senior Loans	30.8M	Africa	Mitigation	DAE	5.1	453K	0K	Yes			2020		
76	Private	Energy Efficiency Programme	Asia-Pacific	Programme	135.0M	Grants, Guarantees, Senior Loans	202.0M		Mitigation	DAE	5.1	0K	0K		Yes	2020	2021		
77	Private	Technology Programme	Asia-Pacific	Programme	113.0M	Equity, Grants	237.3M	LDCs	Cross-cutting	DAE	4.3	7,273K	1,075K	Yes		2020	2022		
78	Private	Climate Fund Programme	Africa, Asia-Pacific, Latin America and the Caribbean	Programme	145.0M	Equity, Grants, Reimbursable Grants	1,090.0M	Africa, LDCs, SIDS	Cross-cutting	IAE	5.1	0K	0K	n/a	n/a	2020	2022		
79	Private	Guarantee Programme	Africa, Asia-Pacific, Latin America and the Caribbean	Programme	125.0M	Equity	500.0M	Africa, LDCs, SIDS	Cross-cutting	IAE	5.1	0K	0K	n/a	n/a	2021	2021		
80	Private	Climate Fund		Project	55.0M	Equity, Grants	255.0M		Cross-cutting	IAE	4.3	14,500K	0K	n/a	n/a		2021		
Subtotal (private)					2,387.8M		12,203.0M												
Overall total (public + private)					4,972.4M		19,132.0M												

Abbreviations: CN = concept note, CP = country programme, DAE = direct access entity, EDA = enhancing direct access, EWP = entity work programme, FP = funding proposal, IAE = international access entity, K = thousand, LDCs = least developed countries, N/A = not applicable, M = million, RBP = results-based payment, RFP = request for proposal, SAP = simplified approval process, SIDS = small island developing States.

^a The individual funding amounts are rounded to the nearest tenth.

^b The requested GCF amount in euros is converted to United States dollars at the United Nations Operational Rates of Exchange effective as at 15 March 2022 (1 EUR = 1.09529025 USD).

^c Stage: (4.3) funding proposal receipt and completeness check; (5.1) second-level due diligence by the Secretariat; (5.2) submission to the independent Technical Advisory Panel; and (5.3) submission to the Board. Stage numbers are according to the updated project and programme cycle (decision B.17/09, annex IV).

^d Since the funding proposal is at an early stage of development, the accredited entity is still in the process of quantifying the mitigation and adaptation impacts.

^e This table takes into consideration the CPs and EWPs for IRM and GCF-1 submitted to the Secretariat. Please take note that for GCF-1, CPs and EWPs of IAEs and regional DAEs need to be reviewed and endorsed by the Secretariat's Climate Investment Committee, while EWPs of national DAEs are incorporated into the CPs. Information provided in this table should not be interpreted as confirmation of whether a funding proposal is supported by national designated authorities/focal points or accredited entities at the date of publication of this report. Under column CP: (i) "Partly" indicates that a multi-country funding proposal is captured in only part of the country programmes of relevant countries; and (ii) "No" may indicate that the country has not shared a CP with the Secretariat, the draft CP has been shared with the Secretariat but is not yet endorsed by the Climate Investment Committee, or that the funding proposal is not included in the latest version of the CP shared with the Secretariat. It must be noted that funding proposals in early development stages may have been presented to the GCF Secretariat with different titles in EWPs and CPs, hence not allowing the Secretariat to identify them as the same project until further consultations take place with AEs and NDAs or focal points.

^f The financing amounts of some REDD-plus RBP projects can be indicated as "TBC" (to be confirmed) because the amount is determined only after the assessment and application of the scorecard by the Secretariat and the independent Technical Advisory Panel.

^g As per the updated GCF project/programme cycle indicated in the Programming Manual, the pipelines of national DAEs are now integrated in the country programmes.

Annex II: List of Project Preparation Facility applications

Project Preparation Facility applications in the GCF pipeline at different stages of the review process

#	Sector	Project Name	Region	LDC / SIDS/ African States	Entity Type	Theme	Delivery Modality	PPF Amount in USD	Latest Stage
1	Public	Development of an Integrated, Sustainable and Resilient Agricultural Project to Climate Change	Africa	Yes	National	Cross-Cutting	Standard PPF funding	717,407	7
2	Public	Pilot project of hydro agricultural permiters development with smart agricultural practices resilient to climate change	Africa	Yes	Regional	Cross-Cutting	Standard PPF funding	439,134	
3	PPP	Analysis and Implementation Feasibility Study Fast Train Passenger Project	Latin America and the Caribbean	No	Regional	Mitigation	Standard PPF funding	240,000	
4	Public	Low-Emission and Climate Resilient Agriculture	Latin America and the Caribbean	No	Regional	Cross-Cutting	Standard PPF funding	670,600	
5	Public	The R's (Reduce, Reuse and Recycle) for climate resilience wastewater systems (3R-CReWS)	Latin America and the Caribbean	Yes	Regional	Cross-Cutting	Standard PPF funding	1,023,703	
6	Public	Ecosystem and livelihoods resiliency: climate change risk reduction through ecosystem-based adaptation in communal grazing lands	Africa	Yes	International	Cross-Cutting	Standard PPF funding	365,316	
7	Private	PPF request for the Agriculture Climate Adaptation Technology Deployment Programme.	Africa	Yes	National	Adaptation	Standard PPF funding	560,500	
8	Public	Climate Resilient Fishery Initiative for Livelihood Improvement	Africa	Yes	International	Adaptation	Standard PPF funding	277,469	
9	Private	Promoting private sector investment through large scale adoption of energy saving technologies and equipment for garment sector	Asia-Pacific	Yes	National	Mitigation	Standard PPF funding	265,385	
10	Private	Promoting private sector investment through large scale adoption of energy saving technologies and equipment for textile sector	Asia-Pacific	Yes	National	Mitigation	Standard PPF funding	263,490	
11	Public	IGREENFIN project and GCF Umbrella Program for the Great Green Wall Initiative	Africa	Yes	International	Cross-Cutting	Standard PPF funding	1,302,753	
12	Private	Collaborative R&DB Programme for Promoting the Innovation of Climate Technopreneurship	Asia-Pacific	Yes	National	Cross-Cutting	Standard PPF funding	1,243,580	
13	Public	Rural Green Economy and Climate Resilient Development Programme	Africa	Yes	National	Cross-Cutting	Standard PPF funding	1,498,841	
14	Public	Transformative green development: Stimulating investment in developing sustainable economies through enhanced environmental services and climate resilience	Africa	Yes	National	Cross-Cutting	Standard PPF funding	547,455	
15	Private	Green Guarantee Company ("GGC")	Asia-Pacific	Yes	International	Cross-Cutting	Standard PPF funding	918,520	
16	Public	Preparatory Assessments for the Metropolitan Climate Resilience Project (MMCRP)	Africa	Yes	International	Adaptation	Standard PPF funding	934,185	
17	Public	Integrated Landscape Management Initiative	Asia-Pacific	No	International	Cross-Cutting	Standard PPF funding	282,633	
18	Public	Enhancing Early Warning Systems to build greater resilience to hydro and meteorological hazards	Asia-Pacific	Yes	International	Adaptation	Standard PPF funding	535,833	
19	Private	Green Finance Corporation	Asia-Pacific	No	National	Mitigation	Standard PPF funding	373,290	
20	Public	Sustainable Transport for Intermediate Cities (STIC Program)	Latin America and the Caribbean	No	Regional	Mitigation	Standard PPF funding	1,415,750	6

#	Sector	Project Name	Region	LDC / SIDS/ African States	Entity Type	Theme	Delivery Modality	PPF Amount in USD	Latest Stage
21	Public	Transformative public and private partnerships for climate change adaptation and mitigation through the protection of mangroves and wetlands	Latin America and the Caribbean	No	International	Cross-Cutting	Standard PPF funding	277,172	
22	Public	Bus Rapid Transit Development	Asia-Pacific	No	National	Mitigation	Standard PPF funding	800,000	
23	Public	Arundo donax Renewable Bio-mass Fuel	Latin America and the Caribbean	Yes	Regional	Cross-Cutting	Standard PPF funding	694,000	5
24	Public	Building the Adaptive Capacity of Sugarcane Farmers	Latin America and the Caribbean	Yes	Regional	Adaptation	Standard PPF funding	594,779	
25	Public	Climate Resilience of the Water Sector	Latin America and the Caribbean	Yes	Regional	Adaptation	Standard PPF funding	724,409	
26	Private	Transforming Finance to Unlock Climate Action	Latin America and the Caribbean	Yes	Regional	Cross-Cutting	Standard PPF funding	613,471	
27	Private	Public and Private Sector Energy Efficiency Programme (PPSEEP)	Africa	Yes	Regional	Mitigation	Standard PPF funding	318,060	
28	Public	Waste Management Flagship Programme	Africa	Yes	Regional	Mitigation	Standard PPF funding	1,386,750	
29	Public	Water Reuse Programme	Africa	Yes	Regional	Adaptation	Standard PPF funding	479,846	
30	Public	Preparation of the "Public-Social-Private Partnerships for Ecologically-Sound Agriculture and Resilient Livelihood (PEARL)" Project	Asia-Pacific	Yes	International	Adaptation	Standard PPF funding	196,285	
31	Public	Enhancing resilience of communities, smallholders and ecosystems to climate change impacts through adapting and scaling up land/resources used systems	Latin America and the Caribbean	No	Regional	Adaptation	Standard PPF funding	492,733	
32	Public	Strengthening Urban Resilience	Latin America and the Caribbean	No	International	Cross-Cutting	Standard PPF funding	550,000	
33	Public	Climate Resilient Coastal Forestry	Asia-Pacific	Yes	National	Cross-Cutting	Standard PPF funding	249,702	
34	Public	Securing Permanent Forests to Combat Climate Change and Enhance Sustainable National and Local Economies	Africa	Yes	International	Cross-Cutting	Standard PPF funding	555,684	
35	Public	Coastal and Marine Ecosystem Resilience Programme	Asia-Pacific	Yes	International	Adaptation	Standard PPF funding	580,071	
36	Public	Project Preparation for Community-Based Interventions for Ecosystem-based Adaptation (EbA) for Reducing Community Vulnerability to Climate Change	Asia-Pacific	Yes	Regional	Adaptation	PPF Service	173,122	
37	Public	Building Resilient and healthy Communities	Asia-Pacific	Yes	National	Adaptation	Standard PPF funding	568,733	
38	Public	Green City Pilot	Africa	Yes	National	Cross-Cutting	Standard PPF funding	1,030,750	
39	Public	Mainstreaming Climate Smart Planning and Implementation into Agricultural Development	Africa	Yes	National	Cross-Cutting	Standard PPF funding	664,747	
40	Public	Devolved climate change governance to strengthen resilience of communities' in target counties	Africa	Yes	National	Adaptation	Standard PPF funding	371,200	
41	Public	Scaling up ecosystem-based approaches to managing climate-intensified disaster risks in vulnerable regions	Africa	Yes	National	Adaptation	PPF Service	606,780	
42	Public	Project preparation for increasing resilience to the health risks of climate change	Asia-Pacific	Yes	Regional	Adaptation	PPF Service	108,273	
43	Public	Enhancing Adaptation and Community Resilience by Improving Water Security	Asia-Pacific	Yes	Regional	Adaptation	PPF Service	121,925	
44	Public	Strengthening the resilience of ecosystems and populations in four regional hubs	Africa	Yes	International	Adaptation	Standard PPF funding	331,067	

#	Sector	Project Name	Region	LDC / SIDS/ African States	Entity Type	Theme	Delivery Modality	PPF Amount in USD	Latest Stage
45	Public	Green Transport Program	Asia-Pacific	Yes	International	Mitigation	Standard PPF funding	526,311	
46	Public	Recharge: Building Resilience to Climate Change through Ecosystem-Based Adaptation for Integrated Flood Risk Management	Asia-Pacific	No	International	Adaptation	Standard PPF funding	694,646	
47	Private	Mini-grid/off-grid Solution	Asia-Pacific	No	National	Cross-Cutting	Standard PPF funding	926,425	
48	Private	Infrastructure Climate Resilient Fund (ICRF)	Africa	Yes	International	Adaptation	Standard PPF funding	835,500	4
49	Private	Scaling up the deployment of Integrated Utilities Services (IUS) to support energy sector transformation (Phase I)	Latin America and the Caribbean	Yes	Regional	Mitigation	Standard PPF funding	810,498	
50	Public	Adapting tuna-dependent communities and economies to climate change	Asia-Pacific	Yes	International	Adaptation	Standard PPF funding	1,499,939	
51	Public	Mitigating Green House Gas Emissions through Sustainable Forest and Landscape Management	Asia-Pacific	No	International	Mitigation	Standard PPF funding	681,007	3
52	Public	Sustainable Communities for Climate Action	Latin America and the Caribbean	No	National	Cross-Cutting	Standard PPF funding	1,482,523	
53	Private	Green Climate Finance Facility for fostering Climate-smart agriculture	Africa	Yes	National	Cross-Cutting	Standard PPF funding	646,600	
54	Public	Establishing resilient, low carbon agricultural systems	Asia-Pacific	Yes	Regional	Adaptation	PPF Service	firm selection ongoing	2
55	Private	GeoFutures Facility	Africa	Yes	International	Mitigation	Standard PPF funding	1,168,170	
56	Public	WASH and Aquatic Environment Revamping Project	Africa	Yes	International	Cross-Cutting	Standard PPF funding	600,000	
57	Private	Green Hydrogen and Fuel Cells for the Transport Sector	Africa	Yes	International	Mitigation	Standard PPF funding	877,991	2
58	Public	Mainstreaming Coral Reef Resilience and Restoration as an Ecosystem-based Adaptation Strategy to Climate Change (MaCREAS)	Latin America and the Caribbean	Yes	Regional	Adaptation	Standard PPF funding	788,649	
59	Public	Enchaining Climate Risk Management in the River Watershed Project Preparatory Assessments	Latin America and the Caribbean	Yes	Regional	Adaptation	Simplified PPF funding	292,851	
60	Public	Programme for Climate-Smart Agroforestry-based Entrepreneurship (PAAFE-Climate)	Africa	Yes	National	Cross-Cutting	Standard PPF funding	506,738	2
61	Public	Preparation of the Project "Ecoagricultural Business Solutions Model Forests"	Africa	Yes	National	Cross-Cutting	Standard PPF funding	555,276	
62	Public	Climate Resilient Systems for Water Sector: Hydrological Cycle Observation System (HYCOS IV Project)	Africa	Yes	Regional	Adaptation	Standard PPF funding	1,496,220	
63	Public	A Blueprint for Adapting Road Infrastructure to Projected Climate Extremes	Latin America and the Caribbean	Yes	National	Cross-Cutting	Standard PPF funding	222,965	2
64	Public	De-risking private sector investments in RE Mini-grids and low-emission rural industrialization in	Africa	Yes	International	Mitigation	Standard PPF funding	398,090	
65	Public	Support green development poles to strengthen the resilience to climate change of communities, ecosystems and agro-silvopastoral production systems of municipalities	Africa	Yes	International	Cross-Cutting	Standard PPF funding	320,185	
66	Public	Resilient infrastructure and livelihood to combat climate change impacts in flash flood prone haor areas	Asia-Pacific	Yes	National	Adaptation	Simplified PPF funding	300,000	2
67	Public	Sustainable Management of Forest Ecosystems for Climate Resilience and Mitigation	Africa	Yes	International	Cross-Cutting	Simplified PPF funding	299,876	
68	Public	Building resilience through the strengthening of climate services and impact-based multi-hazard early warning	Asia-Pacific	Yes	International	Adaptation	Standard PPF funding	401,975	

#	Sector	Project Name	Region	LDC / SIDS/ African States	Entity Type	Theme	Delivery Modality	PPF Amount in USD	Latest Stage
69	Public	Promoting the transition to a climate smart livestock sector	Latin America and the Caribbean	No	International	Cross-Cutting	Standard PPF funding	355,097	
70	Public	Developing Climate Resilient Integrated Coastal Zone Management (ICZM)	Latin America and the Caribbean	Yes	International	Adaptation	Standard PPF funding	743,239	
71	Public	Strengthening and completing the funding proposal on "Climate-resilient landscapes for sustainable livelihoods"	Africa	Yes	International	Adaptation	Simplified PPF funding	295,800	
72	Public	South-South Cooperation for Reducing Deforestation and GHG Emissions Through Greening the Brick Sector	Africa	Yes	International	Mitigation	Standard PPF funding	583,890	
73	Public	Toward Risk-Aware and Climate-resilient communities (TRACT) - Strengthening climate services and impact-based multi-hazard early warning	Asia-Pacific	Yes	International	Adaptation	Standard PPF funding	386,412	
74	Public	Building resilience of coastal communities through Ecosystem based Adaptation approaches	Africa	Yes	International	Adaptation	Standard PPF funding	634,636	
75	Public	Water Supply Project: Increase Resilience of Vulnerable and Marginalized Communities through Integrated Water Resource Management and Ecosystem-based Interventions	Asia-Pacific	Yes	International	Adaptation	Standard PPF funding	671,483	
76	Private	Cable Car Project	Africa	Yes	International	Mitigation	Standard PPF funding	1,078,375	
77	Private	City Electric Bus Project	Africa	Yes	International	Mitigation	Standard PPF funding	788,000	
78	Public	Coastal protection project	Africa	Yes	International	Adaptation	Standard PPF funding	928,260	
79	Public	Building Resilience in the Water Sector	Africa	Yes	International	Adaptation	Standard PPF funding	450,000	
80	Public	Solar Technology District	Latin America and the Caribbean	No	Regional	Mitigation		1,500,000	
81	Private	Green Investment Platform	Latin America and the Caribbean	No	Regional	Cross-Cutting		854,600	
82	Public	Enhancing the sustainability of the national energy matrix and the competitiveness of forest production through multifunctional forestry plantations	Latin America and the Caribbean	No	Regional	Cross-Cutting	Standard PPF funding	881,000	
83	Public	Renewable Energy - Solar PV Programmatic Solutions for the Public Sector: Rail and Government Buildings	Africa	Yes	Regional	Mitigation	Standard PPF funding	1,495,000	99
84	Private	The Green Outcomes Fund	Africa	Yes	Regional	Cross-Cutting	Standard PPF funding	1,500,000	
85	Public	Sustainable Integrated Water Resources Management to Build Resilience to Climate Change in the Water Sector	Latin America and the Caribbean	Yes	National	Cross-Cutting	Standard PPF funding	1,400,700	
86	Public	Preservation and restitution of ecosystem services with an emphasis on water security for climate change adaptation and mitigation and increased resilience of vulnerable family farmers	Latin America and the Caribbean	No	International	Cross-Cutting	Standard PPF funding	704,000	
87	Public	Increased Climate Resilience of rural households and communities through the rehabilitation of productive agroforestry landscapes in selected localities	Latin America and the Caribbean	Yes	International	Adaptation	Standard PPF funding	211,704	
88	Public	Gum for Adaptation and Mitigation: Enhancing adaptive capacity of local communities and restoring carbon sink potential of the Gum Arabic belt (Great Green Wall)	Africa	Yes	International	Cross-Cutting	Standard PPF funding	295,826	
89	Public	Increasing Carbon Sinks and Enhancing Climate Resilience of the Vulnerable Groups through Sustainable Management of Peatlands	Asia-Pacific	No	National	Cross-Cutting		730,829	
90	Private	Promoting large scale adoption of energy saving technologies and equipment for the industrial and household sectors	Asia-Pacific	Yes	National	Cross-Cutting		721,120	

#	Sector	Project Name	Region	LDC / SIDS/ African States	Entity Type	Theme	Delivery Modality	PPF Amount in USD	Latest Stage
91	Public	Dairy NAMA: Low-emission and Climate Resilient Dairy Development Project	Africa	Yes	International	Cross-Cutting	Standard PPF funding	210,000	
92	Public	Restoring forests and agrosystems for climate change adaptation	Africa	Yes	International	Cross-Cutting	Standard PPF funding	299,187	
93	Public	Strengthening Resilience of Coastal Ecosystems and Communities	Africa	Yes	International	Adaptation		282,500	
94	Public	Building climate change resilience of small scale and subsistence farmers to support sustainable rural development	Africa	Yes	International	Adaptation	Standard PPF funding	410,000	
95	Public	Agriculture and Livelihood Adaptation to Drought	Asia-Pacific	Yes	National	Adaptation	Standard PPF funding	1,250,000	
96	PPP	Catalysing Climate Change Related Investments in the Agricultural Sector	Asia-Pacific	Yes	National	Adaptation	Standard PPF funding	368,160	
97	Public	Eco-friendly Tourism	Asia-Pacific	No	National	Cross-Cutting	Standard PPF funding	1,144,000	
98	Private	Sustainable Wave Energy	Asia-Pacific	No	National	Mitigation	Standard PPF funding	1,164,775	
99	Public	The Vaka Motu (boat for the islands) - building indigenous community resilience with low emission sea transportation	Asia-Pacific	Yes	Regional	Cross-Cutting	Standard PPF funding	408,250	
100	Public	Design Coastal and Marine Ecosystem Resilience Programme	Asia-Pacific	Yes	Regional	Adaptation	Standard PPF funding	1,489,381	
101	Public	Climate Resilient Organic Livelihood Project	Asia-Pacific	Yes	Regional	Adaptation		305,778	
102	Public	Catalysing the transformation to a solar based economy	Latin America and the Caribbean	No	National	Cross-Cutting	Standard PPF funding	166,669	
103	Public	Strengthening resilience of rural livelihoods to climate risks through sustainable energy access	Asia-Pacific	Yes	International	Cross-Cutting		975,000	
104	Public	Increasing the resilience of livelihood options of vulnerable communities	Africa	Yes	International	Adaptation		861,000	
105	Public	Accelerating Adoption of Electric Mobility in Public Transit System	Latin America and the Caribbean	No	International	Mitigation	Standard PPF funding	896,500	
106	Public	Building resilience of vulnerable farmers and ecosystems through innovative financing mechanisms	Latin America and the Caribbean	No	International	Adaptation	Standard PPF funding	264,800	
107	Public	Promotion of energy efficient appliances, lighting and equipment	Asia-Pacific	Yes	International	Mitigation	Standard PPF funding	1,500,000	
108	Public	REDD+ to Reef Landscape Project	Latin America and the Caribbean	Yes	International	Cross-Cutting	Standard PPF funding	486,823	
109	Public	Electric Mobility – Introduction of Electric Motorcycles	Africa	Yes	International	Mitigation		440,800	
110	Public	Strengthening and enhancing the application of Environmentally Sound Technologies related to holistic waste management in addressing climate change challenges	Asia-Pacific	No	International	Cross-Cutting	Standard PPF funding	1,500,000	
111	Public	Climate Risk-Informed Resilient Communities (CRIC)	Africa	Yes	International	Adaptation	Standard PPF funding	400,587	
112	Public	Regional Programme: Linking Climate Knowledge to Action for Resilience	Africa	Yes	International	Adaptation	Standard PPF funding	842,497	
113	Public	Global Climate Services for Energy	Africa	Yes	International	Cross-Cutting	Standard PPF funding	1,028,100	
114	Public	Implementation of Integrated Atmospheric Composition Services	Africa	Yes	International	Cross-Cutting	Standard PPF funding	706,200	
							Total	77,308,817	

Abbreviations: LDC: Least Developed Countries & SIDS: Small Island Developing States

Notes: (1) The list includes PPF applications submitted with formal no-objection letters from national designated authorities; and (2) Stage 1: PPF application with concept note receipt and completeness checked; Stage 2: Concept note under Secretariat review and accredited entities' revision; Stage 3: Concept note endorsed by the GCF Climate Investment Committee for PPF support and PPF application under Secretariat review and accredited entity's revision; Stage 4: PPF application approved; Stage 5: PPF application under implementation; Stage 6: PPF activities completed; Stage 7: funding proposal submitted; Stage 99: inactive, including withdrawn and no response from the accredited entity for over six months.
