

**GREEN
CLIMATE
FUND**

Meeting of the Board
16 – 19 March 2021
Virtual meeting
Provisional agenda item 10

GCF/B.28/Inf.08
22 February 2021

Status of the GCF pipeline, including the status of Project Preparation Facility requests

Summary

This document provides an update on the GCF pipeline of projects and programmes, including the status of Project Preparation Facility applications, for the reporting period of 1 October to 31 December 2020.

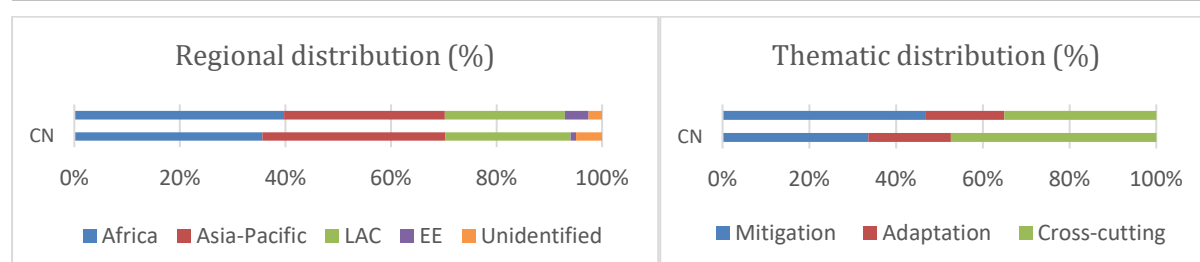
Table of Contents

Executive summary: snapshot of the GCF pipeline	1
I. Overall status of the GCF pipeline	2
1.1 Funding proposal pipeline	2
1.2 Concept note pipeline	6
II. Status of the pipeline of projects from direct access entities and the Project Preparation Facility	7
III. Status of the simplified approval process pilot scheme	8
IV. Status of active requests for proposals	10
4.1 Enhancing direct access	10
4.2 Pilot programme to support micro, small and medium-sized enterprises	10
4.3 Mobilizing funds at scale	11
4.4 REDD-plus results-based payments	11
V. Status of pipeline knowledge management	11
Annex I: List of funding proposals	13
Annex II: List of Project Preparation Facility applications	18

Executive summary: snapshot of the GCF pipeline

This executive summary provides a snapshot of the GCF pipeline as at 31 December 2020, comprising funding proposals and concept notes submitted to the Secretariat. The key tables and figures below show the sectoral, regional and thematic breakdown of funding proposals and concept notes as well as the current status of active requests for proposal and the simplified approval process (SAP) pilot scheme.

Sectoral distribution	Funding proposals		Concept notes	
	GCF funding requested (million USD)	Number of proposals	GCF funding requested (million USD)	Number of concept notes
Public	4,037.1	66	9,712.9	262
Private	1,817.2	24	6,886.5	99
Total	5,854.4	90	16,599.4	361
(% from DAE)	19.9 %	35.6 %	26.1 %	36.2 %

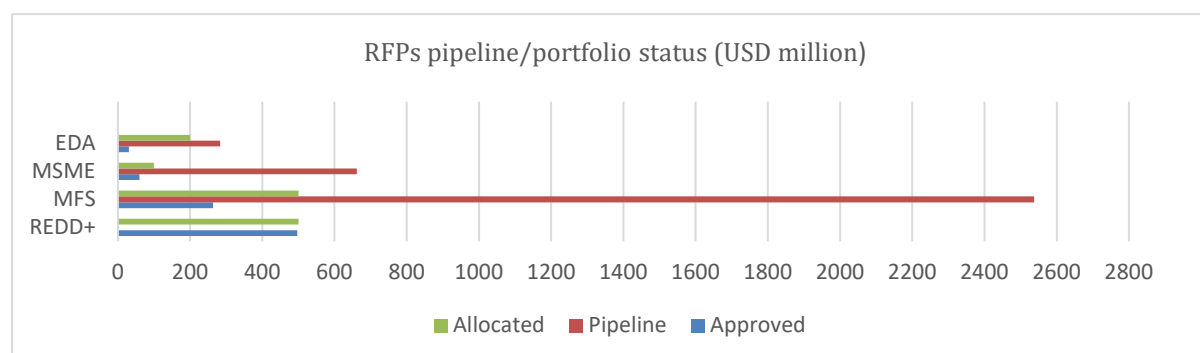


Abbreviations: DAE = direct access entity, EE = Eastern Europe, LAC = Latin America and the Caribbean.

Within the pipeline, funding proposals and concept notes submitted under active requests for proposals and the SAP pilot scheme are as follows:

		Allocation		Pipeline		Approved	
		Amount (million USD)	No.	Funding requested (million USD)	No. (FP+CN)	Funding approved (million USD)	No.
Active RFPs	EDA	200	min. 10	283.5	14 (5+9)	30	2
	MSME I	100	N/A	661.7	22 (0+22)	60	3
	MFS	500	N/A	2,537.2	27 (8+19)	263.4	5
	REDD-plus	500	min. 3	TBC ^a	4 (0+4)	496.7	8

		Pipeline		Approved	
		Funding requested (million USD)	No. (FP+CN)	Funding approved (million USD)	No.
Pilot scheme	SAP	948.5	103 (12+91)	171.1	19



Abbreviations: CN = concept note, EDA = enhancing direct access, FP = funding proposal, MFS = mobilizing funds at scale, MSME = micro, small and medium-sized enterprise, N/A = not applicable, RFP = request for proposal, SAP = simplified approval process, TBC = to be confirmed.

^a The GCF Secretariat is analysing opportunities for the continuation of the REDD-plus RBPs programme for Board consideration during 2021. The financing amount of REDD-plus results-based payment projects are indicated as 'TBC' because at the funding proposal stage, the amount is determined only after assessment and application of the scorecard by the Secretariat and the independent Technical Advisory Panel, and at the concept note stage it is not requested in the current REDD-plus results-based payment concept note template.

I. Overall status of the GCF pipeline

1.1 Funding proposal pipeline

1. At its eleventh meeting, the Board requested the Secretariat to provide an update of the pipeline portfolio and to submit it for information to the Board as part of the documentation submitted for every Board meeting.¹ This status report responds to the Board’s request and provides an update for the reporting period of 1 October to 31 December 2020.

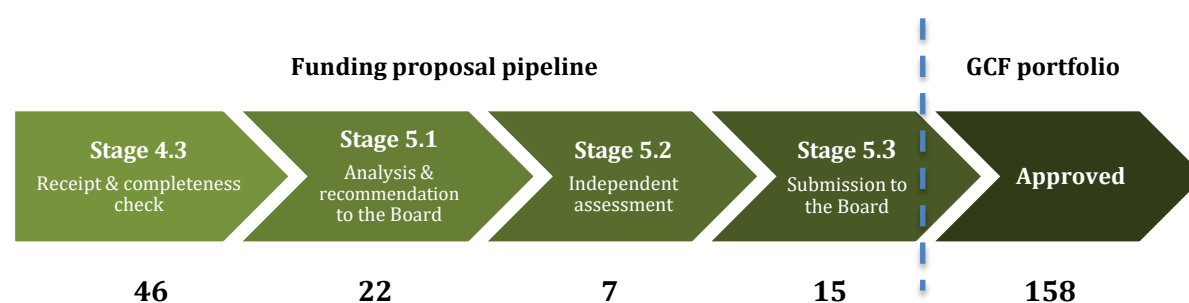
2. As at 31 December 2020,² the GCF pipeline is comprised of 90 public and private sector funding proposals, which request a total of USD 5.9 billion in GCF funding to support projects and programmes totalling USD 27.0 billion when taking co-financing into account.³

3. Table 1 presents an overview of the pipeline, broken down into different sectors, and figure 1 presents the status of the funding proposals in the pipeline with respect to their level of progress in the GCF due diligence process. The geographical distribution of the pipeline is presented in figures 2 and 3.⁴ In addition, a further breakdown of the geographical distribution of the pipeline by the least developed countries (LDCs), small island developing States (SIDS) and African States can be found in figures 3.1, 3.2 and 3.3, respectively.

Table 1: GCF pipeline overview for funding proposals

		Public	Private
Number	Number of funding proposals	66	24
	- New proposals during the reporting period (1 Oct. to 31 Dec. 2020)	6	0
Amount	GCF funding (USD million)	4,037.1	1,817.2
	Co-financing (USD million)	13,429.1	7,667.8
	Total investment (GCF + co-financing, USD million)	17,466.2	9,485.1

Figure 1: Status of funding proposal progress



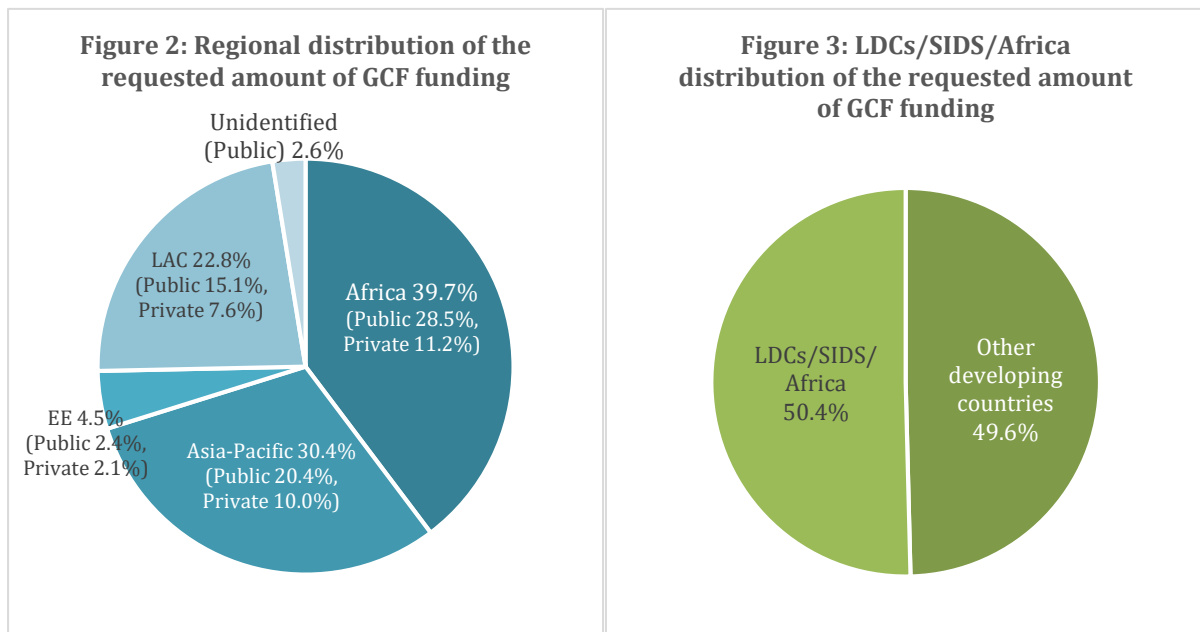
Note: Stage numbers are according to the updated project and programme cycle (annex IV to decision B.17/09).

¹ Decision B.11/11, paragraph (g).

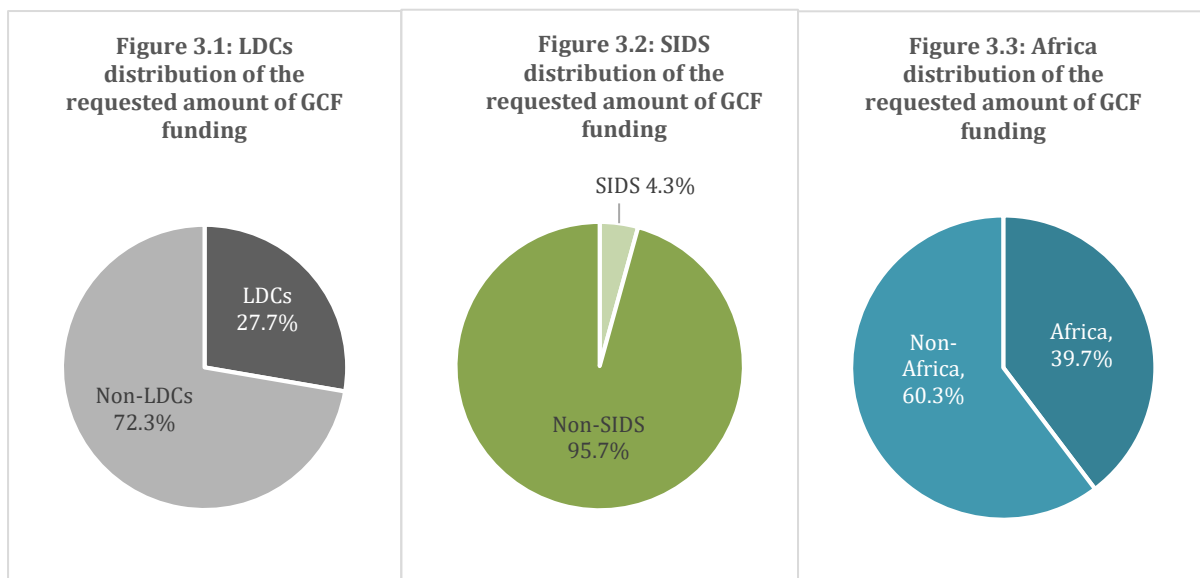
² The requested GCF amount in EUR is converted into USD at the United Nations Operational Rates of Exchange effective as at 15 January 2021 (1 EUR = 1.216545 USD).

³ The full list of funding proposals is provided in document GCF/B.28/Inf.08/Add.01 titled “Status of the GCF pipeline – Addendum: List of funding proposals and project preparation facility requests”. Owing to the deliberative nature of the document, the addendum is made available to the Board on a limited distribution basis.

⁴ In the case of multi-country projects, the breakdown is based on the simple attribution according to the number of countries marked in each proposal, unless the per cent of each country’s allocation is provided by accredited entities.



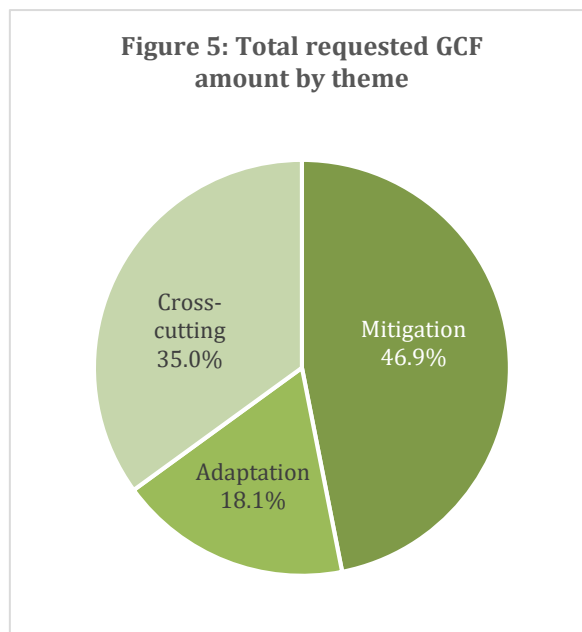
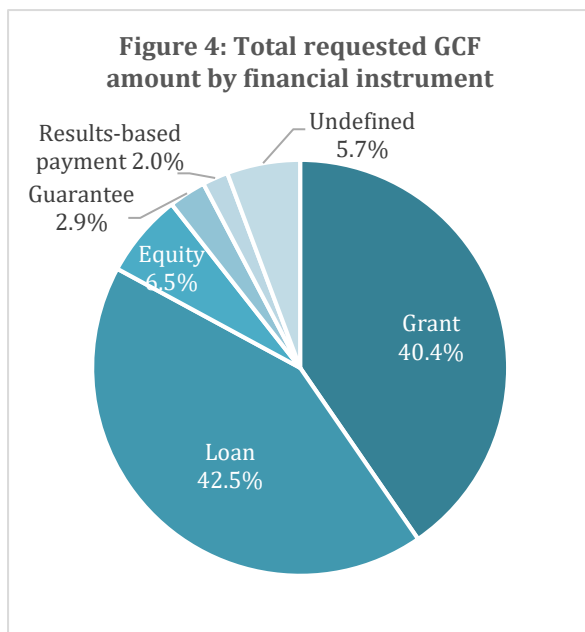
Abbreviations: EE = Eastern Europe, LAC = Latin America and the Caribbean, LDCs = least developed countries, SIDS = small island developing States.



Abbreviations: LDCs = least developed countries, SIDS = small island developing States.

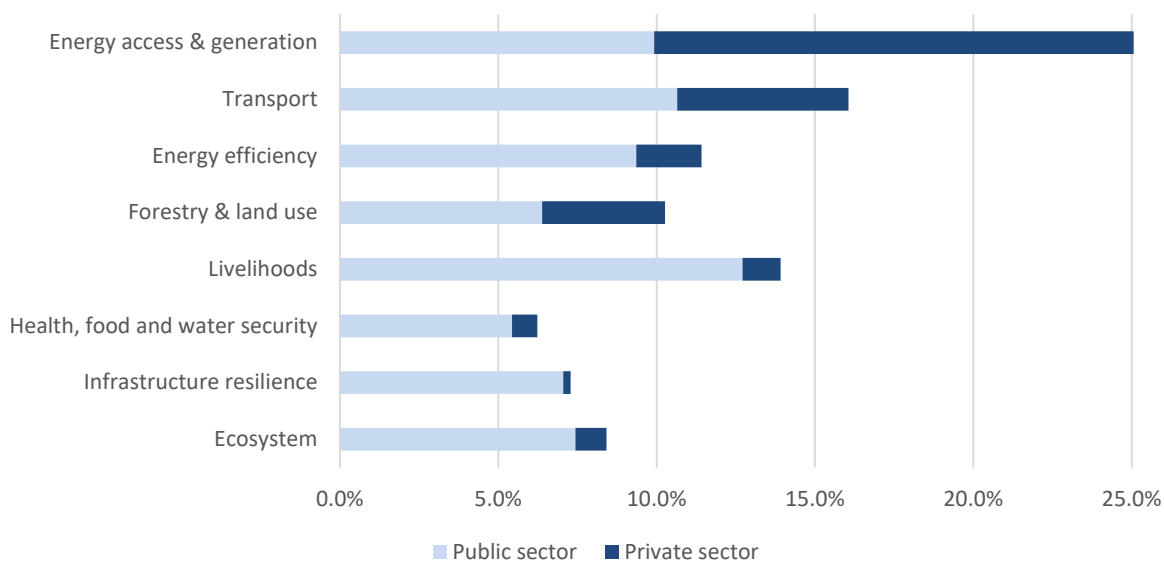
4. The distribution of the pipeline by financial instrument and theme is provided in figures 4 and 5.⁵

⁵ A mitigation and adaptation breakdown of cross-cutting funding proposals is not available in the pipeline stage owing to insufficient information available in the current funding proposal template. The Secretariat will address this issue with the newly revised funding proposal template.



5. The distribution of the requested funding of the pipeline across the eight results areas of GCF is presented in figure 6.

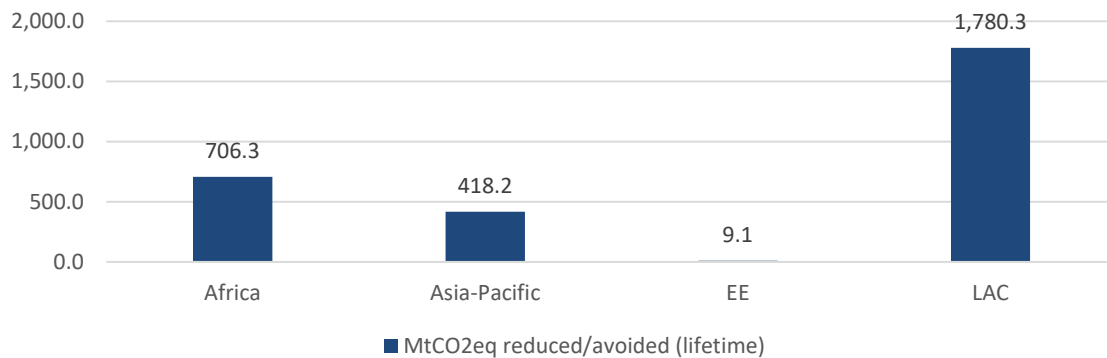
Figure 6: Requested GCF funding by results area (percentage)^a



^aThe breakdown of GCF funding into the eight results areas is based on the simple attribution according to the number of results areas marked in each proposal, unless otherwise noted in the proposals.

6. The climate impact potential of the pipeline in terms of the contribution to the GCF core indicators is presented in figures 7 and 8.

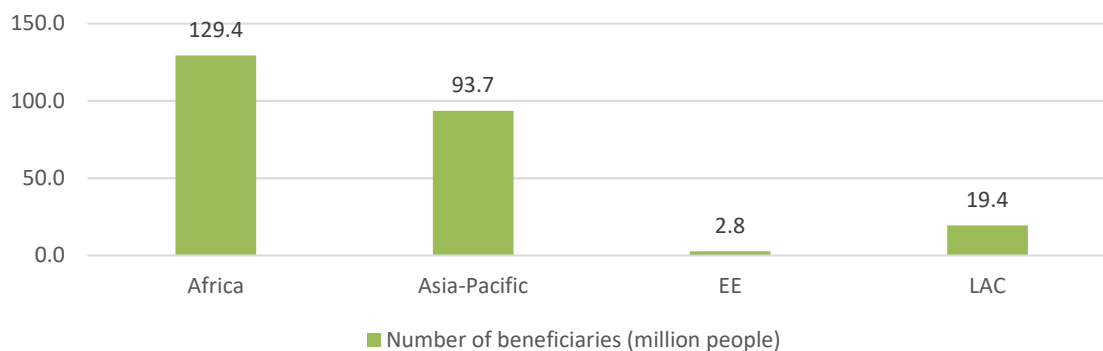
Figure 7: Estimated climate impact potential by region (total: 2,914.0 MtCO₂eq)^a



Abbreviations: EE = Eastern Europe, LAC = Latin America and the Caribbean, MtCO₂eq = million tonnes of carbon dioxide equivalent.

^a At the pipeline stage, the estimated data on the impact potential may be preliminary and is expected to increase.

Figure 8: Estimated adaptation impact potential by region (total: 245.3 million people)^a



Abbreviations: EE = Eastern Europe, LAC = Latin America and the Caribbean.

^a At the pipeline stage, the estimated data on the impact potential may be preliminary and is expected to increase.

7. The list of the funding proposals in the pipeline at different stages of the review process is presented in annex I. Many of the submitted funding proposals were drawn from the country programme briefs and entity work programmes, the status of which is also presented in annex I.

8. The average time taken for funding proposals in 2020, from the date of first funding proposal submission to the date of first feedback from the Secretariat, was 50 days for all accredited entities (AEs), and 41 days for direct access entities (DAEs). The average time taken from the first submission of the funding proposal for Board approval was 441 days for all AEs, and 428 days for DAEs. The average days for Board approval were longer due to a few outliers. If taking account of the median average instead, it was 328 days for all AEs and 269 days for DAEs. This has led to subsequent disbursements of USD 1,501.9 million (excluding AE fees) for all AEs, including USD 217.2 million for DAEs, as at 31 December 2020.

1.2 Concept note pipeline

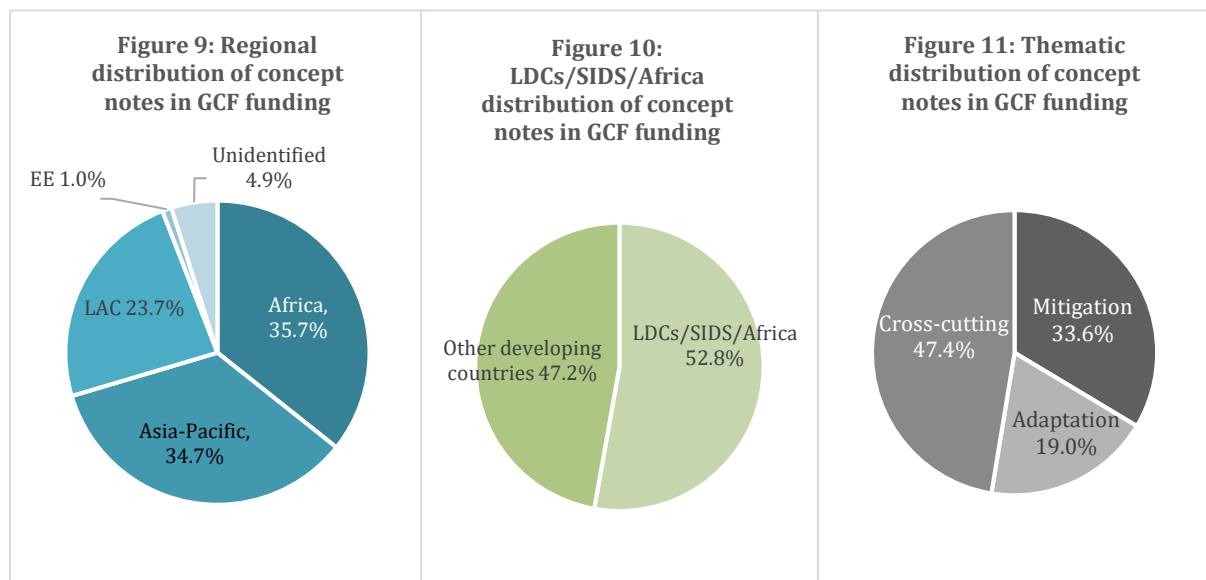
9. The GCF pipeline for concept notes as at the reporting date is shown in table 2.
10. Of the 361 concept notes registered in the GCF pipeline, 52 have subsequently requested project preparation support from the Project Preparation Facility (PPF) and details are included in section II below.

Table 2: GCF pipeline overview for concept notes^a

		Public	Private
Number	Number of concept notes	262	99
	- New proposals during the reporting period (1 Oct to 31 Dec 2020)	25	5
Amount	GCF funding (million USD)	9,712.9	6,886.5
	Co-financing (million USD)	18,269.1	17,798.4
	Total investment (GCF + co-financing, million USD)	27,982.0	24,684.9

^a The full list of funding proposals is provided in document GCF/B.28/Inf.08/Add.02 titled “Status of the GCF pipeline – Addendum: List of concept notes”. Owing to the deliberative nature of the document, the addendum is made available to the Board on a limited distribution basis.

11. Figures 9, 10⁶ and 11 present the geographical distribution, including the distribution of funding to LDCs/SIDS/Africa, and the thematic distribution of the requested GCF funding for the concept notes.



Abbreviations: EE = Eastern Europe, LAC = Latin America and the Caribbean, LDCs = least developed countries, SIDS = small island developing States.

⁶ The further breakdowns for LDCs, SIDS and Africa, respectively, are as follows:
 For LDCs: 30.4 per cent LDCs, and 69.6 per cent non-LDCs;
 For SIDS: 10.2 per cent SIDS, and 89.8 per cent non-SIDS; and
 For Africa: 35.7 per cent Africa, and 64.3 per cent non-Africa.

12. In 2020, the average time taken from the date of the concept note submission to the date when feedback is delivered was 34 days for all AEs, and 36 days for DAEs.

II. Status of the pipeline of projects from direct access entities and the Project Preparation Facility

13. The GCF pipeline for DAEs as at the reporting date is shown in table 3.

Table 3: GCF pipeline for direct access entities

	Number of funding proposals	Percentage (in relation to total pipeline)	Requested GCF funding (USD million)	Percentage (in relation to total investment)
Funding proposals	32	35.6	1,161.8	19.9
Concept notes	131	36.2	4,338.5	26.1

14. The Secretariat continues to work closely with DAEs and national designated authorities (NDAs)/focal points in developing their pipelines of proposals to be submitted to GCF.

15. At the date of reporting, the Secretariat was working on 55 active PPF applications with letters of no objection from the NDAs/focal points, of which 34 (62 per cent) are from DAEs. Further information on this pipeline is as follows:

- (a) Of these 55 applications:
- (i) Thirty-seven (37) have been approved, including 25 (68 per cent) from DAEs. As at the reporting date, the total approved amount for PPF applications was USD 23.414 million, of which USD 14.929 million had been disbursed;
 - (ii) Nine (9) funding proposals developed through PPF support have now been submitted to the Secretariat, 3 of these funding proposals have been approved, others are at different stages of review and revision;
 - (iii) Four (4) PPF applications entered the review and revision stage by the Secretariat following endorsement of the associated concept note by the GCF Climate Investment Committee; and
 - (iv) Fourteen (14) additional PPF applications are pending the associated underlying project concept note being strengthened and cleared as per the GCF investment criteria, to enable PPF support to be provided; and
- (b) In addition to the 55 active applications, another 38 PPF applications have been received but are not currently active due to having been withdrawn by the AEs or NDAs, or with no resubmission or communication from the AEs for more than six months. The list of all 93 PPF applications, including those approved, is presented in annex II.
16. Over the course of 2020, the Secretariat took several actions towards improving and expanding the PPF support to assist AEs, especially DAEs, more efficiently and effectively in the development of funding proposals for the GCF:
- (a) The PPF application review and appraisal process has been streamlined and simplified, resulting in 55 per cent efficiency gains and shortened process timelines. The average time between endorsement of the concept note and the approval of the PPF application was reduced from 194 days to 88 days following the implementation of the updated process;
 - (b) An additional simplified access modality to the PPF funding has been developed to meet the needs of AEs;

- (c) The Secretariat has set up a new business line (PPF Service), which involves working with a roster of eight independent consultancy firms that can provide project preparation services to AEs. This new PPF access modality enables the Secretariat to deploy such firms directly upon request, ensuring fast and high-quality delivery to AEs, especially DAEs, who have difficulties managing the implementation of PPF activities by themselves. The PPF service is now operational and processing applications;
- (d) In collaboration with the Readiness and Preparatory Support Programme, the Secretariat has also strengthened its capacity to provide project development technical assistance to DAEs and NDAs by working with three project development firms. This is in addition to its roster of individual technical consultants, and it will be able to provide more in-depth project development assistance to DAEs and NDAs;
- (e) The Project Preparation Facility Guidelines have been updated accordingly and translated into Arabic, French and Spanish; and
- (f) Two webinars were held to provide guidance to partners on the above, gathering about 167 participants globally, and other communication materials such as videos and infographics were produced.

III. Status of the simplified approval process pilot scheme

17. Since the launch of the simplified approval process (SAP) pilot scheme in November 2017, 19 projects have been approved by the Board, of which 6 are from DAEs and 3 are private sector projects. The approved portfolio of SAP projects amounts to USD 160.7 million, and USD 171.1 million⁷ of GCF funding and has a total value, including co-financing, of USD 280.7 million.

18. As of the reporting date, the SAP pipeline consists of 103 public and private sector concept notes and funding proposals. The pipeline requests GCF funding of USD 948.5 million, with a total value of approximately USD 2 billion when taking co-financing into account. Of the 103 public and private sector concept notes and funding proposals in the SAP pipeline, 89 are public sector proposals, consisting of 79 concept notes and 10 funding proposals. From the private sector, the SAP pipeline consists of 12 concept notes and 2 funding proposals. Four funding proposals from the public sector have been reviewed by the independent Technical Advisory Panel for consideration at the twenty-eighth meeting of the Board (B.28).

⁷ To date, the Board has approved USD 161 million and EUR 8.5 million under the Simplified Approval Process Pilot Scheme.

19. In the SAP pipeline, 66.4 per cent of the requested GCF funding is from DAEs and NDAs (see figure 12), and 77 per cent of the requested GCF funding is from LDCs, SIDS and African States (see figure 13).

Figure 12. Requested GCF funding by access modality (%)

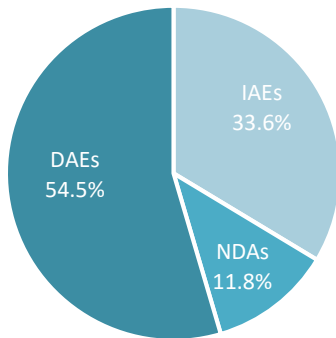
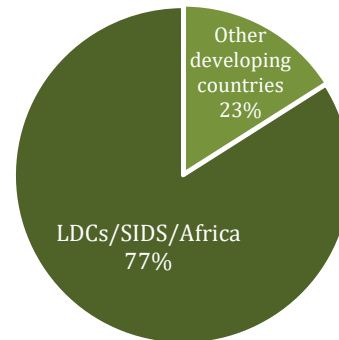
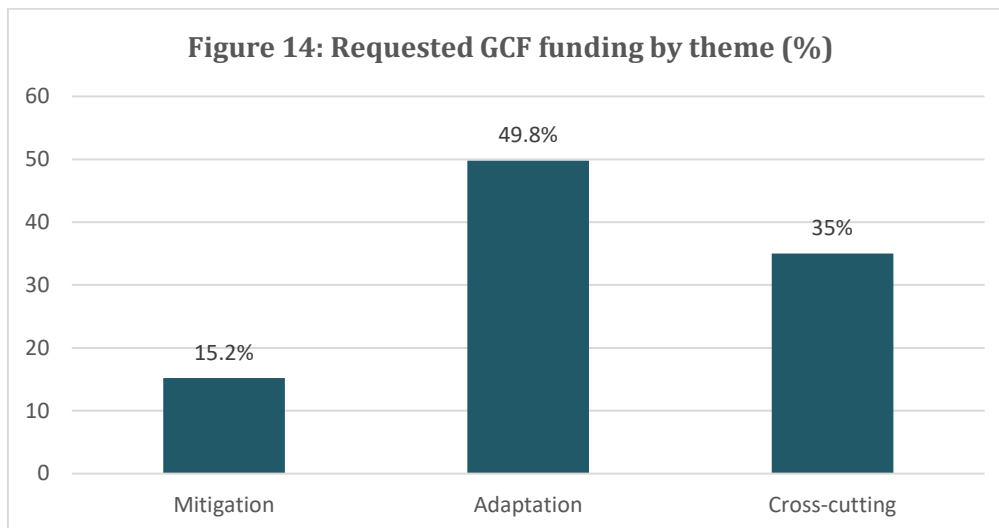


Figure 13: Requested GCF funding by region (%)



Abbreviations: DAE = direct access entity, IAE = international accredited entity, LDC = least developed country, NDA = national designated authority, SIDS = small island developing State.

20. Around 84.8 per cent of the requested GCF funding targets adaptation and cross-cutting results (figure 14), focusing on building the resilience of communities through food and water security measures. Many projects aim to undertake ecosystem-based adaptation for communities, while several projects propose strengthening climate information services and early warning systems. A number of projects target mitigation results through small-scale renewable energy solutions.



21. Since the twenty-sixth meeting of the Board (B.27), the amount requested to GCF through the SAP has increased by 5.6 per cent (from USD 897.5 million to USD 948.5 million).

22. The average time taken during this reporting period, from the date of an SAP concept note submission by an AE to the date when feedback is delivered from the Secretariat, is 42 days for all AEs, as well as for DAEs.

IV. Status of active requests for proposals

4.1 Enhancing direct access⁸

23. As per decision B.10/04, the Board approved the allocation of USD 200 million for at least 10 pilot proposals under the enhancing direct access request for proposal (RFP). GCF has approved two funding proposals under this pilot amounting to USD 30 million of GCF funding; these were submitted by the Environmental Investment Fund of Namibia and the Department of Environment of Antigua and Barbuda.

24. As at 31 December 2020, the GCF pipeline comprises a total of nine concept notes and five funding proposals under the enhancing direct access request for proposal (RFP). These request total GCF funding of USD 283.47 million. Two projects are expected to be presented at B.29 and one project at B.30.

25. Over the course of 2020, the EDA team promoted the use and understanding of the EDA RFP among the GCF DAEs and NDAs. The following activities have been carried out:

- (a) Guidelines for the development of EDA projects with the GCF. The EDA funding proposal guidelines have been developed in consultation with relevant stakeholders, including the Adaptation Fund, Care International, the International Centre for Climate Change and Development (ICCCAD), the International Institute for Environment and Development (IIED), the United Nations Capital Development Fund (UNCDF) and the World Resources Institute (WRI);
- (b) The Secretariat, together with (WRI), organized two webinars in December 2020 with the GCF NDAs and AEs as well as WRI Locally Led Action Track partners. These were conducted with the aim to promote the EDA pilot, disseminate the EDA Guidelines, as well as engage stakeholders in an open dialogue around locally led climate action through the EDA pilot;
- (c) Infographics have been delivered to visually explain the main features and objectives of the EDA pilot in a user-friendly fashion; and
- (d) The Secretariat continued to maintain regular engagements with locally led climate action partners, including the Adaptation Fund, ICCCAD and WRI, to explore opportunities for collaboration and potential synergies.

4.2 Pilot programme to support micro, small and medium-sized enterprises

26. Through decision B.13/22, the Board approved the micro, small and medium-sized enterprise (MSME) pilot RFP, deciding to limit GCF participation in the first tranche to USD 100 million. Following the close of the MSME RFP in August 2016 and through the competitive evaluation process, the Board has approved three funding proposals for a total of USD 60 million. The approved projects are USD 20 million for the “Business loan programme for GHG emissions reduction” proposal (FP028) submitted by Mongolia-based XacBank, to which GCF has disbursed its total commitment; USD 20 million for the “Low-emission climate resilient agriculture risk sharing facility for MSMEs” proposal (FP048) submitted by the Inter-American Development Bank to be implemented in Guatemala and Mexico; and USD 20 million for the “Program on Affirmative Finance Action for Women in Africa (AFAWA): Financing climate

⁸ More update on the action taken by the Secretariat, the outcomes of the different consultations and further recommendations is provided in document GCF/B.28/Inf.08/Add.03 titled “Status of the GCF pipeline – Addendum: Update on the Enhancing Direct Access Pilot”.

resilient agricultural practices in Ghana” proposal (FP114) submitted by the African Development Bank.

4.3 Mobilizing funds at scale

27. In accordance with decision B.16/03, the Board approved the mobilizing funds at scale (MFS) pilot RFP in 2017, allocating up to USD 500 million to innovative, high-impact projects and programmes that mobilize private sector investment in climate change activities. The RFP was open to AEs and non-accredited entities and attracted 350 concept note submissions from more than 70 countries, with an estimated GCF requested financing of USD 18 billion. The Board has approved USD 60 million for the project “Espejo de Tarapacá” (FP115) submitted by MUFG Bank, Ltd.; USD 25 million for the project “Arbaro Sustainable Forestry Fund” in Ecuador, Ethiopia, Ghana, Paraguay, Peru, Sierra Leone and Uganda submitted by MUFG Bank, Ltd. (FP128); and USD 9.9 million under the SAP for “Scaling Smart, Solar, Energy Access Microgrids in Haiti” submitted by the Nordic Environment Finance Corporation (SAP013). At B.27, the Board approved two additional MFS projects, namely USD 18.5 million for the project “Global Subnational Climate Fund (SnCF Global) – Technical Assistance (TA) Facility submitted by the International Union for Conservation of Nature (FP151) and USD 150 million for the “Global Subnational Climate Fund (SnCF Global) – Equity” submitted by Pegasus Capital Advisors (FP152). The SnCF Global targets a total of 42 countries across the Eastern Europe, Latin America and the Caribbean, Africa and Asia-Pacific regions.

28. The Secretariat continues to engage with proponents of the shortlisted projects towards developing full funding proposals for consideration by the Board.

4.4 REDD-plus results-based payments⁹

29. Through decision B.18/07, the Board allocated up to USD 500 million to the RFPs for the pilot programme for REDD-plus results-based payments (RBP).

30. Under the REDD-plus Results-Based Payments Pilot Programme launched in October 2017, eight projects (FP100 for Brazil, FP110 for Ecuador, FP120 for Chile, FP121 for Paraguay, FP130 for Indonesia, FP134 for Colombia, FP142 for Argentina and FP144 for Costa Rica) have been approved by the Board at B.22, B.23, B.24, B.26 and B.27, amounting to total GCF financing of USD 496.7 million.

31. There is clear indication of traction with regard to results-based payments. With the approval of the Argentina and Costa Rica REDD-plus RBP projects at the end of 2020, the pilot programme has exhausted its funds. The GCF secretariat is analysing opportunities for the continuation of the REDD-plus Results-Based Payments Pilot Programme for Board consideration during 2021.

V. Status of pipeline knowledge management

32. By decision B.17/09, annex III, the Board requested the Secretariat to develop an online concept note and funding proposal submission portal and to improve data management and analytics, including, for example, the AE submission portal and the NDA portal. Responding to the decision, the Secretariat has enhanced the quality and transparency of the project pipeline

⁹ More update on the action taken by the Secretariat, and the status of the portfolio and pipeline of the REDD+ RBP RFP is provided in document GCF/B.28/Inf.08/Add.04 titled “Status of the GCF pipeline – Addendum: Update on the REDD-plus Results-Based Payments”.

by providing more advanced knowledge management systems to the public, stakeholders and internal users.

33. Based on lessons learned from the SAP online submission system since early May 2019, the Secretariat has been working on expanding the online submission system to accept regular concept notes and funding proposals. The online submission system for proposals under the standard approval process is tentatively scheduled to be piloted in the second quarter of 2021, and expected to be fully operational in the last quarter of 2021.

34. To further automate the cross-Secretariat assessment workflow of concept notes and funding proposals, and to enhance transparency and collaboration with AEs, the Secretariat is developing an online tracking system that can provide real-time information on progress and help the Secretariat to identify any bottlenecks in the review process. The tracking system was piloted in the second quarter of 2020, and it is expected to be fully operational by the first half of 2021.

Annex I: List of funding proposals

Funding proposals in the GCF pipeline at different stages of the review process

No.	Sector	Project/programme title	Region	Project/programme	GCF amount (USD) ^a	Financial instrument	Total size (USD)	LDCs/ SIDS/ African States	Theme	Direct/ International access entity	Stage ^c	Impact potential ^d		CP? ^e	EWP? ^e	Year of CN submission	Year of FP submission	SAP	RFP
												Mitigation (CO ₂ eq)	Adaptation (beneficiaries)						
1	Public	Agricultural insurance project	LAC	Programme	20.0M	Grants	20.0M		Adaptation	IAE	5.1	0K	55K	Yes	No	2015	2015		
2	Public	Transportation project	Africa	Project	34.2M ^b	Loans	477.2M ^b	Africa, LDCs	Cross-cutting	IAE	5.1	437K	320K	Yes	No		2017		
3	Public	Agriculture project	Africa	Project	50.0M	Grants	50.0M	Africa	Cross-cutting	DAE	4.3	0K	100K	No	n/a	2016	2016		
4	Public	Metropolitan coastal project	Africa	Project	17.3M	Grants	25.6M	Africa, LDCs	Adaptation	IAE	5.2	0K	1,250K	No	Yes	2016	2017		
5	Public	Community adaptation project	Africa	Project	10.0M	Grants	10.0M	Africa	Adaptation	DAE	4.3	0K	50K	No	Yes	2016	2016		EDA
6	Public	REDD+ project	Africa	Project	30.0M	Grants	115.1M	Africa	Cross-cutting	IAE	5.1	22,460K	2,175K	No	Yes	2016	2017		
7	Public	Food and Nutrition Security project	Asia-Pacific	Project	31.4M	Grants	79.1M	LDCs	Cross-cutting	IAE	4.3	34,971K	1,000K	Yes	Yes	2016	2017		
8	Public	Enhancing climate resilience project	Asia-Pacific	Project	17.5M	Grants	33.9M		Adaptation	IAE	5.2	TBC	TBC	Yes	Yes	2016	2019		
9	Public	River project	Africa	Project	9.5M	Grants	10.0M	Africa	Adaptation	DAE	5.1	0K	5,043K	No	n/a		2016		
10	Public	Coastal communities project	Africa	Project	23.6M	Grants	26.7M	Africa, LDCs	Adaptation	IAE	4.3	0K	2,000K	No	Yes	2016	2017		
11	Public	Rural development project	LAC	Programme	22.4M	Grants	27.1M		Cross-cutting	DAE	5.1	732K	21K	Yes	n/a	2017	2017		EDA
12	Public	Mitigation project	Asia-Pacific	Project	55.7M	Grants	72.5M	LDCs,	Cross-cutting	IAE	5.1	1,937K	466K	Partly	Yes		2017		
13	Public	Coastal resilience project	Asia-Pacific	Project	18.2M	Grants	19.4M	SIDS	Adaptation	IAE	4.3	0K	24K	Yes	Yes		2017		
14	Public	Ecosystem and Agricultural Resilience project	Africa	Project	45.7M	Grants	50.0M	Africa, LDCs	Cross-cutting	IAE	5.1	70,500K	5,620K	No	Yes	2017	2017		
15	Public	Vulnerable coastal communities project	Asia-Pacific	Project	78.3M	Grants	137.0M		Cross-cutting	IAE	4.3	TBC	TBC	No	Yes	2017	2019		
16	Public	Clean Energy project	Asia-Pacific	Programme	60.0M	Grants,Loans	120.0M		Mitigation	DAE	4.3	2,579K	1,530K	Yes	No	2016	2017		
17	Public	Climate-resilient project	Africa	Project	44.0M	Grants	49.0M	Africa	Adaptation	IAE	4.3	0K	1,060K	No	Yes	2017	2018		
18	Public	Livelihood project	Asia-Pacific	Project	43.0M	Grants	50.5M	LDCs,	Adaptation	DAE	4.3	0K	583K	Yes	Yes	2017	2018		
19	Public	Climate resilience project	Africa	Project	9.9M	Grants	10.0M	Africa	Adaptation	IAE	4.3	0K	1,500K	No	Yes	2017	2018	SAP	
20	Public	Ecosystem and Livelihoods project	Africa	Project	36.8M	Grants	97.6M	Africa	Cross-cutting	IAE	5.2	TBC	TBC	No	Yes	2017	2020		
21	Public	Greening Kenya: Decoupling expansion	Africa	Project	10.5M	Grants	29.9M	Africa	Mitigation	IAE	5.1	2,088K	0K	No	Yes	2017	2019		

No.	Sector	Project/programme title	Region	Project/programme	GCF amount (USD) ^a	Financial instrument	Total size (USD)	LDCs/ SIDS/ African States	Theme	Direct/ International access entity	Stage ^c	Impact potential ^d		CP? ^e	EWP? ^e	Year of CN submission	Year of FP submission	SAP	RFP
												Mitigation (CO ₂ eq)	Adaptation (beneficiaries)						
		of IZs from GHG emissions.																	
22	Public	Water programme	Africa	Programme	41.7M	Grants,Loans	195.7M	Africa	Adaptation	DAE	4.3	0K	4,300K	No	Yes		2017		
23	Public	Infrastructure project	LAC	Project	27.1M	Grants	42.2M	SIDS	Cross-cutting	DAE	4.3	0K	72K	Yes	Yes	2017	2018		
24	Public	Ecosystem-based Adaptation project	LAC	Project	10.0M	Grants	11.0M	SIDS	Adaptation	DAE	4.3	0K	1,500K	Partly	Yes	2017	2019	SAP	
25	Public	Agribusiness project	Asia-Pacific	Project	30.0M	Grants	78.0M	LDCs,	Adaptation	IAE	5.1	0K	700K	Yes	No		2018		
26	Public	low-carbon electric project	Africa	Project	28.2M	Grants	46.7M	Africa, LDCs	Cross-cutting	DAE	5.1	2,333K	1,200K	Yes	Yes	2018			
27	Public	Thermal power project	Africa	Project	8.9M	Grants	15.3M	Africa, LDCs, SIDS	Cross-cutting	DAE	5.1	TBC	TBC	No	No	2018			
28	Public	Promoting sustainable agriculture project	Africa	Programme	174.3M	Grants,Loans	425.6M	Africa, LDCs	Cross-cutting	IAE	5.1	103,600K	39,400K	No	Yes	2018	2019		
29	Public	Sustainable city project	Africa	Programme	43.7M	Grants	47.6M	Africa, LDCs	Cross-cutting	DAE	4.3	1,031K	1,662K	No	Yes		2018		
30	Public	Agricultural Transformation project	Africa	Programme	15.0M	Grants	608.9M	Africa, LDCs	Adaptation	IAE	4.3	0K	1,600K	No	Yes	2018	2020		
31	Public	Ecosystem based adaptation project	LAC	Project	29.5M	Grants	108.8M	SIDS	Adaptation	IAE	5.2	0K	1,776K	No	Yes	2018	2019		
32	Public	River basins management project	Africa	Project	12.2M ^b	Grants	13.5M ^b	Africa, LDCs	Cross-cutting	DAE	4.3	0K	820K	Yes	No	2018	2019	SAP	
33	Public	Building resilience project	Asia-Pacific	Project	25.0M	Grants	33.3M		Adaptation	IAE	5.2	0K	117K	No	No	2018	2020		
34	Public	Resilience Investment Project	Africa	Project	45.6M	Grants	90.6M	Africa, LDCs	Adaptation	IAE	4.3	0K	124K	Partly	No	2018	2019		
35	Public	Hydrological and Climate Services project	Africa	Project	52.8M	Grants	71.4M	Africa, LDCs, SIDS	Adaptation	IAE	5.2	0K	29,241K	Yes	Yes	2018	2020		
36	Public	Adaptation project	Asia-Pacific	Project	38.4M	Grants	50.0M	LDCs,	Adaptation	DAE	4.3	0K	200K	Yes	n/a		2018		
37	Public	Climate Resilient Islands project	Asia-Pacific	Project	23.4M	Grants	64.2M	SIDS	Adaptation	IAE	5.1	0K	205K	Yes	Yes	2018	2020		
38	Public	resilient agriculture project	Africa	Project	9.5M	Grants	9.5M	Africa, LDCs	Adaptation	DAE	4.3	0K	11K	Yes	n/a	2018	2021	SAP	
39	Public	Africa Climate risk project	Africa	Programme	82.9M	Grants	143.3M	Africa, LDCs	Cross-cutting	IAE	5.2	26,085K	6,151K	Partly	Yes		2018		
40	Public	Climate resilience project	Africa	Project	9.8M	Grants	10.0M	Africa	Adaptation	DAE	4.3	0K	314K	No	n/a	2018	2020	SAP	
41	Public	Forest project	LAC	Project	48.4M	Grants	79.9M		Cross-cutting	IAE	5.1	1,617,000K	1,590K	No	Yes	2018	2020		
42	Public	Ecosystem project	LAC	Project	189.7M	Grants,Guarantees,Loans	291.0M	SIDS	Adaptation	DAE	5.2	0K	1,750K	No	Yes	2019	2019		
43	Public	air cooling project	Africa, Asia-Pacific, LAC	Project	43.7M	Undefined	129.4M	Africa	Mitigation	IAE	4.3	37,000K	0K	No	Yes	2019	2020		
44	Public	Rail road project	LAC	Project	293.2M	Grants,Loans	1,895.2M		Mitigation	DAE	4.3	8,409K	0K	No	Yes	2019	2020		



No.	Sector	Project/programme title	Region	Project/programme	GCF amount (USD) ^a	Financial instrument	Total size (USD)	LDCs/ SIDS/ African States	Theme	Direct/ International access entity	Stage ^c	Impact potential ^d		CP? ^e	EWP? ^e	Year of CN submission	Year of FP submission	SAP	RFP	
												Mitigation (CO ₂ eq)	Adaptation (beneficiaries)							
45	Public	Adaptation project	Africa	Project	32.2M	Grants	47.4M	Africa, LDCs	Adaptation	IAE	4.3	32,161K	1,921K	No	No	2019	2020			
46	Public	Reduction of deforestation project	Asia-Pacific	Project	10.0M	Grants	15.4M	LDCs, SIDS	Mitigation	IAE	5.2	4,415K	196K	No	No	2019	2020	SAP		
47	Public	Food security project	Asia-Pacific	Project	9.0M	Grants	9.8M	SIDS	Adaptation	DAE	5.2	0K	181K	Yes	n/a	2019	2019	SAP		
48	Public	Climate resilience project	Africa	Project	19.0M	Grants	23.6M	Africa, LDCs	Adaptation	IAE	5.2	3,200K	1,126K	No	Yes	2019	2020			
49	Public	Energy Efficiency project	LAC	Project	6.8M	Grants,Loans	10.4M	SIDS	Mitigation	DAE	4.3	69K	3,902K	Yes	Yes		2019			
50	Public	Mitigation Actions project	LAC	Programme	22.8M	Grants	39.6M		Cross-cutting	DAE	4.3	TBC	TBC	No	No	2019	2020		EDA	
51	Public	EWS project	Asia-Pacific	Project	10.0M	Grants	40.6M		Adaptation	IAE	5.2	0K	43,686K	No	Yes	2019	2020	SAP		
52	Public	EWS project	Asia-Pacific	Project	19.0M	Grants	21.0M	LDCs, SIDS	Adaptation	IAE	4.3	0K	947K	No	Yes	2019	2020			
53	Public	Drought project	Asia-Pacific	Project	10.0M	Grants	11.2M	LDCs,	Adaptation	DAE	4.3	0K	285K	Yes	n/a	2019	2019	SAP		
54	Public	River restoration project	LAC	Project	9.0M	Grants	10.0M		Cross-cutting	DAE	5.2	2,534K	929K	No	n/a	2019	2020	SAP		
55	Public	Green and resilient project	Asia-Pacific	Programme	175.0M	Grants,Loans	735.0M		Cross-cutting	IAE	5.1	112,400K	3,752K	No	No	2019	2020			
56	Public	GHG emission project	Asia-Pacific	Project	20.0M	Grants	49.2M	LDCs,	Mitigation	DAE	4.3	6,514K	0K	No	n/a	2019	2020			
57	Public	Hydro-agriculture project	Africa	Project	32.9M	Grants	42.4M	Africa, LDCs	Cross-cutting	DAE	4.3	14,761K	1,121K	No	No		2020			
58	Public	Forest project	Africa	Project	30.7M	Grants	51.3M	Africa, LDCs	Cross-cutting	IAE	5.1	16,400K	0K	No	No		2020			
59	Public	Transport project	Africa, Asia-Pacific, EE	Programme	246.0M	Grants,Undefined	482.0M	Africa	Mitigation	IAE	4.3	1,300K	0K	No	No		2020			
60	Public	Energy efficiency project	Africa, Asia-Pacific, EE, LAC	Programme	486.6M ^b	Grants,Loans	2,685.5M ^b	Africa, LDCs	Cross-cutting	IAE	4.3	16,622K	23,700K	No	No		2020			
61	Public	Climate Adaptation project	Africa	Project	47.3M	Grants	48.8M	Africa, LDCs	Adaptation	DAE	4.3	0K	3,750K	No	No		2020		EDA	
62	Public	Sustainable risk mitigation project	Africa, Asia-Pacific	Project	280.0M	Grants,Guarantees,Loans	1,563.0M	Africa, LDCs	Mitigation	IAE	5.2	88,980K	4,200K	No	No		2020			
63	Public	Eco project	LAC	Project	10.0M	Grants	10.3M		Cross-cutting	DAE	5.1	1,459K	0K	No	n/a	2020	2020		EDA	
64	Public	Green recovery project	Asia-Pacific	Programme	300.0M	Grants,Loans	3,965.0M	LDCs,	Mitigation	IAE	5.2	19,300K	35,000K	No	No	2020	2020			
65	Public	Cooling project	Africa, Asia-Pacific, EE, LAC	Programme	160.0M	Grants,Guarantees,Loans	732.8M	Africa, LDCs, SIDS	Mitigation	IAE	4.3	14,786K	0K	No	No		2020			
66	Public	Resilience project		Programme	150.0M	Grants	900.0M		Adaptation	IAE	4.3	0K	25,000K	No	No	2020	2020			
Subtotal (public)					4,037.1M		17,466.2M													
67	Private	Transportation Programme	Asia-Pacific	Project	59.2M	Loans	164.2M		Mitigation	IAE	4.3	44K	0K	Partly	Yes		2016			
68	Private	Green Bond Programme	Africa, Asia-Pacific, EE, LAC	Programme	75.0M	Equity	2,100.0M	Africa, LDCs, SIDS	Mitigation	IAE	5.2	90,000K	0K	Partly	Yes		2016			
69	Private	Renewable Energy Programme	Asia-Pacific	Project	95.0M	Grants,Loans	581.5M	LDCs	Mitigation	IAE	5.2	4,600K	0K	No	Yes		2016			

No.	Sector	Project/programme title	Region	Project/programme	GCF amount (USD) ^a	Financial instrument	Total size (USD)	LDCs/ SIDS/ African States	Theme	Direct/ International access entity	Stage ^c	Impact potential ^d		CP? ^e	EWP? ^e	Year of CN submission	Year of FP submission	SAP	RFP
												Mitigation (CO ₂ eq)	Adaptation (beneficiaries)						
70	Private	Renewable energy programme	Africa	Programme	140.0M	Guarantees,Loans	505.0M	Africa	Mitigation	IAE	4.3	5,346K	0K	No	No	2016	2017		
71	Private	Forestry Project	Africa, LAC	Project	60.0M	Grants,Results-Based Payment	410.8M	Africa	Mitigation	IAE	4.3	TBC	TBC	No	Yes	2017	2019		MFS
72	Private	REDD+ Programme	Africa, LAC	Programme	69.1M	Grants,Loans	111.6M	Africa, LDCs	Mitigation	IAE	5.3	15,000K	0K	Partly	Yes	2017	2018		MFS
73	Private	Renewable Energy Programme	Africa	Programme	16.5M	Equity,Grants	114.0M	Africa, LDCs	Mitigation	DAE	5.2	240,600K	0K	No	Yes	2017	2018		MFS
74	Private	Renewable Energy Programme	Africa	Programme	85.0M	Equity,Grants	450.0M	Africa, LDCs	Mitigation	IAE	5.1	26,000K	0K	No	No	2017	2018		MFS
75	Private	Landscape and Livelihoods Project	Asia-Pacific	Project	66.2M	Grants,Loans	126.2M		Cross-cutting	IAE	4.3	TBC	TBC	No	No	2017	2019		MFS
76	Private	Renewable Energy Programme	LAC	Programme	148.8M	Grants,Loans	485.0M		Mitigation	IAE	5.1	7,480K	0K	No	Yes	2017	2018		MFS
77	Private	Transportation Programme	LAC	Programme	16.8M	Equity,Grants	40.8M		Mitigation	DAE	4.3	TBC	TBC	Yes	n/a	2017	2018		MFS
78	Private	Water Project	Africa	Project	28.0M	Loans	225.0M	Africa	Adaptation	DAE	5.2	0K	4,185K	No	n/a		2018		
79	Private	Renewable Energy Programme	Africa	Programme	52.5M	Equity,Grants	103.5M	Africa, LDCs	Cross-cutting	IAE	4.3	TBC	TBC	No	No	2018	2018		
80	Private	Cattle and soy project	LAC	Programme	106.9M	Grants,Loans	246.9M		Cross-cutting	IAE	5.2	46,494K	600K	Yes	Yes	2018	2019		
81	Private	Private sector climate investment facility	LAC	Programme	30.0M	Grants	530.0M		Cross-cutting	IAE	5.1	25,600K	0K	No	Yes		2018		
82	Private	Climate Resilient Agriculture project	Africa	Project	20.0M	Loans	87.0M	Africa, LDCs	Cross-cutting	IAE	4.3	330K	0K	No	No	2019	2019		
83	Private	Energy Efficiency Programme	LAC	Programme	9.0M	Equity	75.0M		Mitigation	IAE	4.3	2,834K	0K	No	No	2019	2020	SAP	
84	Private	E mobility Facility -	Africa, Asia-Pacific, EE	Programme	201.0M	Grants,Results-Based Payment,Loans	346.0M	Africa	Mitigation	IAE	4.3	TBC	TBC	No	Yes	2020	2020		
85	Private	Grids for Renewables Framework	Africa, Asia-Pacific, EE	Programme	315.0M	Grants,Loans	1,520.0M	Africa	Mitigation	IAE	4.3	TBC	TBC	No	Yes	2020	2020		
86	Private	Green Technology Investment		Programme		Undefined			Unidentified		4.3	TBC	TBC	N/A	N/A		2018		MFS
87	Private	Green Investment Fund	LAC	Programme	60.8M ^b	Undefined	268.6M ^b		Cross-cutting	IAE	4.3	16,800K	260K	No	No		2020		
88	Private	Renewable Energy Program	Asia-Pacific	Project	10.0M	Grants,Guarantees,Loans	19.0M		Mitigation	DAE	5.1	322K	3K	No	n/a	2020	2020	SAP	
89	Private	Solar Programme	Africa	Programme	15.4M	Grants,Loans	30.4M	Africa	Mitigation	DAE	5.1	453K	0K	No	n/a		2020		

No.	Sector	Project/programme title	Region	Project/programme	GCF amount (USD) ^a	Financial instrument	Total size (USD)	LDCs/ SIDS/ African States	Theme	Direct/ International access entity	Stage ^c	Impact potential ^d		CP? ^e	EWP? ^e	Year of CN submission	Year of FP submission	SAP	RFP
												Mitigation (CO ₂ eq)	Adaptation (beneficiaries)						
90	Private	GG Fund	Asia-Pacific	Programme	137.0M	Equity, Grants	944.5M		Cross-cutting	IAE	5.2	166,000K	0K	No	No	2020	2020		
Subtotal (private)					1,817.2M		9,485.1M												
Overall total (public + private)					5,854.4M		26,951.3M												

Abbreviations: CN = concept note, CP = country programme; EDA = enhancing direct access, EE = Eastern Europe, EWP = entity work programme, FP = funding proposal, LAC = Latin America and the Caribbean, LDCs = least developed countries, MFS = mobilizing funds at scale, MSME = micro, small and medium-sized enterprises, SAP = simplified approval process, RFP = request for proposal, SIDS = small island developing States.

^a The individual funding amounts are rounded to the nearest tenth.

^b The requested GCF amount in euros is converted into United States dollars at the United Nations Operational Rates of Exchange effective as at 15 January 2021 (1 EUR = 1.216545 USD).

^c Stage: (4.3) funding proposal receipt and completeness check; (5.1) second-level due diligence by the Secretariat; (5.2) submission to the independent Technical Advisory Panel; and (5.3) submission to the Board. Stage numbers are according to the updated project and programme cycle (decision B.17/09, annex IV).

^d Since the funding proposal is at an early stage of development, the accredited entity is still in the process of quantifying the mitigation and adaptation impacts.

^e Information under columns “EWP” and “CP” should not be interpreted as confirmation of whether a funding proposal is supported by national designated authorities (NDAs)/focal points or accredited entities at the date of publication of this report. Under column “CP”: (i) “Partly” indicates that a multi-country funding proposal is captured in only part of the country programmes of relevant countries; and (ii) “No” may indicate that the country has not shared a CP with the Secretariat (hence no information is yet available) or that the funding proposal is not included in the latest version of the CP shared with the GCF Secretariat. It must be noted that funding proposals in early development stages may have been presented to the GCF Secretariat with different titles in EWPs and CPs, hence not allowing the Secretariat to identify them as the same project until further consultations take place with AEs and NDAs or focal points. The Secretariat of GCF requests accredited entities to provide an update of their EWPs twice a year. Country programming updates observe a schedule that takes into account country planning schedules and country–Secretariat engagement on pipeline development, among other things.

^f The financing amounts of some REDD-plus results-based payment projects can be indicated as “TBC” (to be confirmed) because the amount is determined only after the assessment and application of the scorecard by the Secretariat and the independent Technical Advisory Panel.

^g As per the updated GCF project/programme cycle indicated in the Programming Manual, the pipelines of national direct access entities are now integrated in the country programmes.



Annex II: List of Project Preparation Facility applications


Project Preparation Facility applications in the GCF pipeline at different stages of the review process

No.	Sector	Project name	Region	PPF amount (USD)	Financial instrument	LDCs/SIDS /African States	Theme	Entity type	Latest stage
1	Public	Rural Green Economy and Climate Resilient Development Programme	Africa	1,498,841	Grant	Yes	Cross-cutting	National	7
2	Public	Development of an Integrated, Sustainable and Resilient Agricultural Project to Climate Change	Africa	717,407	Grant	Yes	Cross-cutting	National	
3	Public	Preparatory Assessments for Climate Resilience	Africa	934,185	Grant	Yes	Adaptation	International	
4	Public	Pilot project of hydro-agricultural perimeters development	Africa	439,134	Grant	Yes	Cross-cutting	Regional	
5	Public	Ecosystem and livelihoods resiliency	Africa	365,316	Grant	Yes	Cross-cutting	International	
6	Private	Promoting private sector investment for textile sector	Asia-Pacific	263,490	Grant	Yes	Mitigation	National	
7	Private	Green Finance Corporation	Asia-Pacific	373,290	Equity	No	Mitigation	National	
8	Public	Enhancing Early Warning Systems to build greater resilience to hydro and meteorological hazards	Asia-Pacific	535,833	Grant	Yes	Adaptation	International	
9	PPP	Fast Train Passenger Project	Latin America and the Caribbean	240,000	Grant	No	Mitigation	Regional	
10	Private	Promoting private sector investment for the garment sector	Asia-Pacific	265,385	Grant	Yes	Mitigation	National	
11	Public	Sustainable Transport for Intermediate Cities	Latin America and the Caribbean	1,415,750	Grant	No	Mitigation	Regional	5
12	Public	Energy Efficiency Programme	Africa	318,060	Grant	Yes	Mitigation	Regional	
13	Public	Waste Management Programme	Africa	1,386,750	Grant	Yes	Mitigation	Regional	
14	Public	Green City Pilot	Africa	1,030,750	Grant	Yes	Cross-cutting	National	
15	Public	Transformative public and private partnerships for climate change adaptation and mitigation through the protection of mangroves and wetlands	Latin America and the Caribbean	277,172	Grant	No	Cross-cutting	International	
16	Public	Integrated Landscape Management Initiative	Asia-Pacific	282,633	Grant	No	Cross-cutting	International	
17	Public	Arundo donax Renewable Bio-mass Fuel	Latin America and the Caribbean	694,000	Grant	Yes	Cross-cutting	Regional	
18	Public	Devolved climate change governance to strengthen resilience of communities in target counties	Africa	371,200	Grant	Yes	Adaptation	National	
19	Public	Mainstreaming Climate-Smart Planning	Africa	664,747	Grant	Yes	Cross-cutting	National	
20	Public	Low-Emission and Climate-Resilient Agriculture	Latin America and the Caribbean	670,600	Grant	No	Cross-cutting	Regional	
21	Private	Mini-grid/off-grid Solution	Asia-Pacific	926,425	Repayable Grant	No	Cross-cutting	National	
22	Public	Bus Rapid Transit Development	Asia-Pacific	800,000	Grant	No	Mitigation	National	
23	Public	Reduce, Reuse and Recycle for climate resilience wastewater systems	Latin America and the Caribbean	1,023,703	Grant	Yes	Cross-cutting	Regional	
24	Public	Climate Resilient Coastal Forestry	Asia-Pacific	249,702	Grant	Yes	Cross-cutting	National	
25	Public	Transformative green development: Stimulating investment in developing sustainable economies	Africa	547,455	Grant	Yes	Cross-cutting	National	




No.	Sector	Project name	Region	PPF amount (USD)	Financial instrument	LDCs/SIDS /African States	Theme	Entity type	Latest stage
		through enhanced environmental services and climate resilience							
26	Public	Climate Resilient Fishery Initiative	Africa	277,469	Grant	Yes	Adaptation	International	
27	Public	Strengthening the resilience of ecosystems and populations	Africa	331,067	Grant	Yes	Adaptation	International	
28	Public	Coastal and Marine Ecosystem Resilience Programme	Asia-Pacific	580,071	Grant	Yes	Adaptation	International	
29	Public	Water Reuse Programme	Africa	479,846	Grant	Yes	Adaptation	Regional	
30	Public	Building the Adaptive Capacity of Sugarcane Farmers	Latin America and the Caribbean	594,779	Grant	Yes	Adaptation	Regional	
31	Public	Building Resilience to Climate Change through Ecosystem-Based Adaptation for Integrated Flood Risk Management	Asia-Pacific	694,646	Grant	No	Adaptation	International	
32	Public	Strengthening Urban Resilience	Latin America and the Caribbean	550,000	Grant	No	Cross-cutting	International	4
33	Public	Green Transport Programme	Asia-Pacific	526,311	Grant	Yes	Mitigation	International	
34	Private	Transforming Finance to Unlock Climate Action in the Caribbean	Latin America and the Caribbean	613,471	Repayable grant	Yes	Cross-cutting	Regional	
35	Private	PPF request for the Agriculture Climate Adaptation Technology Deployment Programme.	Africa	560,500	Repayable grant	Yes	Adaptation	National	
36	Public	Securing Permanent Forests to Combat Climate Change	Africa	555,684	Grant	Yes	Cross-cutting	International	3
37	Public	Climate Resilience of the Water Sector	Latin America and the Caribbean	724,409	Grant	Yes	Adaptation	Regional	
38	Public	IGREENFIN project and GCF Umbrella Programme for the Great Green Wall Initiative	Africa	1,302,753	Grant	Yes	Cross-cutting	International	
39	Public	Building Resilient and healthy communities	Asia-Pacific	584,421	Grant	Yes	Adaptation	National	
40	Public	Enhancing resilience of communities, smallholders and ecosystems to climate change impacts through adapting and scaling up land/resources used systems	Latin America and the Caribbean	499,479	Grant	No	Adaptation	Regional	
41	Public	Enhancing Adaptation and Community Resilience by Improving Water Security	Asia-Pacific	N/A ¹	PPF Service	Yes	Adaptation	Regional	2
42	Public	Scaling up ecosystem-based approaches to managing climate-intensified disaster risks in vulnerable regions	Africa	N/A	PPF Service	No	Adaptation	National	
43	Public	Programme for Climate-Smart Agroforestry-based Entrepreneurship	Africa	506,738	Grant	Yes	Cross-cutting	National	
44	Public	Eco-friendly Tourism	Asia-Pacific	1,144,000	Grant	No	Cross-cutting	National	
45	Public	Mainstreaming Coral Reef Resilience and Restoration as an Ecosystem-based Adaptation Strategy to Climate Change	Latin America and the Caribbean	788,649	Grant	Yes	Adaptation	Regional	
46	Public	Climate-Resilient Systems for the Water Sector: Hydrological Cycle Observation System	Africa	1,496,220	Grant	Yes	Adaptation	Regional	

¹ For PPF Service applications, the PPF amount will only be available once the procurement process is completed.



No.	Sector	Project name	Region	PPF amount (USD)	Financial instrument	LDCs/SIDS /African States	Theme	Entity type	Latest stage
47	Public	Toward Risk-Aware and Climate-resilient communities (TRACT) - Strengthening climate services and impact-based multi-hazard early warning	Asia-Pacific	386,412	Grant	Yes	Adaptation	International	
48	Public	Blueprint for Adapting Road Infrastructure to Projected Climate Extremes	Latin America and the Caribbean	222,965	Grant	Yes	Cross-cutting	National	
49	Public	Preparation of the Public-Social-Private Partnerships for Ecologically-Sound Agriculture and Resilient Livelihood Project	Asia-Pacific	178,536	Grant	Yes	Adaptation	International	
50	Public	Support green development poles to strengthen the resilience to climate change of communities, ecosystems and agro-silvopastoral production systems of municipalities	Africa	320,185	Grant	Yes	Cross-cutting	International	
51	Public	De-risking private sector investments in RE Mini-grids and low-emission rural industrialization	Africa	398,090	Grant	Yes	Mitigation	International	
52	Public	Mitigating Greenhouse Gas Emissions through Sustainable Forest and Landscape Management	Asia-Pacific	549,126	Grant	No	Mitigation	International	
53	Public	Building resilience through the strengthening of climate services and impact-based multi-hazard early warning	Asia-Pacific	401,975	Grant	Yes	Adaptation	International	
54	Public	Promoting the transition to a climate smart livestock sector	Latin America and the Caribbean	355,097	Grant	No	Cross-cutting	International	
55	Public	Developing Climate Resilient Integrated Coastal Zone Management	Latin America and the Caribbean	743,239	Grant	Yes	Adaptation	International	
56	Public	Strengthening and enhancing the application of Environmentally Sound Technologies	Asia-Pacific	1,500,000	Grant	No	Cross-cutting	International	99
57	Public	Preservation and restitution of ecosystem services	Latin America and the Caribbean	704,000	Grant	No	Cross-cutting	International	
58	Public	Building climate change resilience of small-scale and subsistence farmers	Africa	410,000	Grant	Yes	Adaptation	International	
59	Public	Restoring forests and agrosystems	Africa	299,187	Grant	Yes	Cross-cutting	International	
60	Public	Coastal protection project	Africa	928,260	Grant	Yes	Adaptation	International	
61	Public	Enhancing adaptive capacity of local communities and restoring carbon sink potential	Africa	295,826	Grant	Yes	Cross-cutting	International	
62	Public	Catalysing the transformation to a solar-based economy	Latin America and the Caribbean	166,669	Grant	No	Cross-cutting	National	
63	Public	Global Climate Services for Energy	Eastern Europe, Africa	1,028,100	Grant	Yes	Cross-cutting	International	
64	Public	Linking Climate Knowledge to Action for Resilience	Africa	842,497	Grant	Yes	Adaptation	International	
65	Public	Implementation of Integrated Atmospheric Composition Services	Africa	706,200	Grant	Yes	Cross-cutting	International	
66	Public	Accelerating Adoption of Electric Mobility	Latin America and the Caribbean	896,500	Grant	No	Mitigation	International	
67	Public	Reef Landscape Project	Latin America	486,823	Grant	Yes	Cross-cutting	International	



No.	Sector	Project name	Region	PPF amount (USD)	Financial instrument	LDCs/SIDS /African States	Theme	Entity type	Latest stage
			and the Caribbean						
68	Public	Promotion of energy efficient appliances, lighting and equipment	Asia-Pacific	1,500,000	Grant	Yes	Mitigation	International	
69	Public	Low-emission and Climate-Resilient Dairy Development Project	Africa	210,000	Grant	Yes	Cross-cutting	International	
70	Public	Increased Climate Resilience of rural households and communities	Latin America and the Caribbean	211,704	Grant	Yes	Adaptation	International	
71	Public	Renewable Energy – Solar Photovoltaic Programmatic Solutions	Africa	1,495,000	Repayable Grant	Yes	Mitigation	Regional	
72	Public	Building Resilience in the Water Sector	Africa	450,000	Grant	Yes	Adaptation	International	
73	Public	Increasing Carbon Sinks and Enhancing Climate Resilience of Vulnerable Groups through the Sustainable Management of Peatlands	Asia-Pacific	730,829	Grant	No	Cross-cutting	National	
74	Public	Building resilience of vulnerable farmers and ecosystems	Latin America and the Caribbean	264,800	Grant	No	Adaptation	International	
75	Public	Coastal and Marine Ecosystem Resilience Programme	Asia-Pacific	1,489,381	Grant	Yes	Adaptation	Regional	
76	Public	Enhancing the sustainability of the national energy matrix and the competitiveness of forest production	Latin America and the Caribbean	881,000	Grant	No	Cross-cutting	Regional	
77	Private	Cable Car Project	Africa	1,078,375	Grant	Yes	Mitigation	International	
78	Public	Agriculture and livelihood adaptation to drought	Asia-Pacific	1,250,000	Grant	Yes	Adaptation	National	
79	Private	Green Outcomes Fund	Africa	1,500,000	Grant	Yes	Cross-cutting	Regional	
80	Public	Sustainable Integrated Water Resources Management to Build Resilience to Climate Change in the Water Sector	Latin America and the Caribbean	1,400,700	Grant	Yes	Cross-cutting	National	
81	PPP	Catalysing Climate Investments in the Agricultural Sector	Asia-Pacific	368,160	Grant	Yes	Adaptation	National	
82	Public	Building indigenous community resilience with low-emission sea transportation	Asia-Pacific	408,250	Grant	Yes	Cross-cutting	Regional	
83	Private	Electric Bus Project	Africa	788,000	Grant	Yes	Mitigation	International	
84	Private	Sustainable Wave Energy	Asia-Pacific	1,164,775	Grant	No	Mitigation	National	
85	Public	Climate Risk-Informed Resilient Communities (CRIC)	Africa	400,587	Grant	Yes	Adaptation	International	
86	Public	Strengthening Resilience of Coastal Ecosystems	Africa	282,500	Grant	Yes	Adaptation	International	
87	Public	Increasing the resilience of livelihood options of vulnerable communities	Africa	861,000	Grant	Yes	Adaptation	International	
88	Public	Climate-Resilient Organic Livelihood Project	Asia-Pacific	305,778	Grant	Yes	Adaptation	Regional	
89	Public	Strengthening resilience of rural livelihoods to climate risks	Asia-Pacific	975,000	Grant	Yes	Cross-cutting	International	
90	Public	Solar Technology District	Latin America and the Caribbean	1,500,000	Grant	No	Mitigation	Regional	
91	Private	Green Investment Platform	Latin America and the Caribbean	854,600	Repayable grant	No	Cross-cutting	Regional	
92	Public	Electric Mobility	Africa	440,800	Grant	Yes	Mitigation	International	



No.	Sector	Project name	Region	PPF amount (USD)	Financial instrument	LDCs/SIDS /African States	Theme	Entity type	Latest stage
93	Private	Promoting large-scale adoption of energy saving technologies for the industrial and household sectors	Asia-Pacific	721,120	Grant	Yes	Cross-cutting	National	
TOTAL				62,454,387					

Abbreviations: LDC = least developed country, PPF = Project Preparation Facility, SIDS = small island developing State.

Note: The list includes PPF applications submitted with formal no-objection letters from national designated authorities. Stage 1: PPF application with concept note receipt and completeness check; Stage 2: concept note under Secretariat review and accredited entities revision; Stage 3: concept endorsed by the GCF Climate Investment Committee for PPF support and PPF application under Secretariat review and accredited entities revision; Stage 4: PPF application approved; Stage 5: PPF application under implementation; Stage 6: PPF activities completed; Stage 7: funding proposal submitted; Stage 99: inactive, including withdrawn and no response from the accredited entity for over six months.
