



**GREEN
CLIMATE
FUND**

Meeting of the Board
10 – 12 March 2020
Geneva, Switzerland
Provisional agenda item 16

GCF/B.25/Inf.05
18 February 2020

Status of the GCF pipeline, including the status of Project Preparation Facility requests

Summary

This document provides an update of the GCF pipeline of projects and programmes, including the status of Project Preparation Facility applications, for the reporting period of 1 September to 31 December 2019.

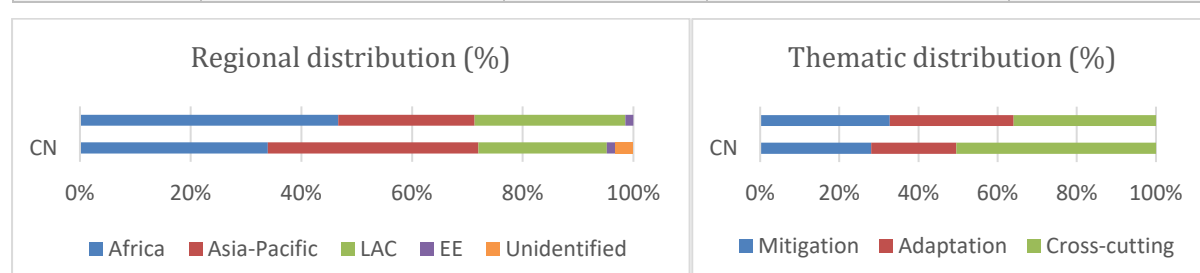
Table of Contents

Executive summary: snapshot of the GCF pipeline	1
I. Overall status of the GCF pipeline	2
1.1 Funding proposal pipeline	2
1.2 Concept note pipeline	5
II. Status of the pipeline of projects from direct access entities and the Project Preparation Facility	7
III. Status of the simplified approval process pilot scheme	7
IV. Status of active requests for proposals	9
4.1 Enhancing direct access	9
4.2 Pilot programme to support micro, small and medium-sized enterprises	8
4.3 Mobilizing funds at scale	10
4.4 REDD-plus results-based payments	10
V. Status of pipeline knowledge management	10
Annex I: List of funding proposals	14
Annex II: List of Project Preparation Facility applications	19

Executive summary: snapshot of the GCF pipeline

This executive summary provides a snapshot of the GCF pipeline as at 31 December 2019, comprising funding proposals and concept notes submitted to the Secretariat. The key tables and figures show the sectoral, regional and thematic breakdown of funding proposals and concept notes as well as the current status of active requests for proposal and the simplified approval process (SAP) pilot scheme.

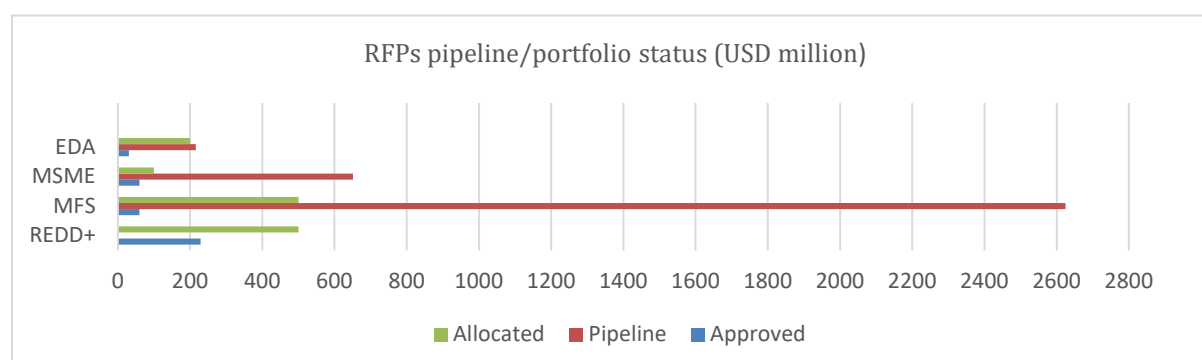
Sectoral distribution	Funding proposals		Concept notes	
	GCF funding requested (million USD)	Number of proposals	GCF funding requested (million USD)	Number of concept notes
Public	2,217.6	59	7,675.8	220
Private	1,229.0	20	4,493.8	71
Total	3,446.5	79	12,169.6	291
(% from DAE)	25.9%	34.2%	24.3%	30.3%



Abbreviations: CN = concept note, DAE = direct access entity, EE = Eastern Europe, FP = funding proposal, LAC = Latin America and the Caribbean.

Within the pipeline, funding proposals and concept notes submitted under active requests for proposals and the SAP pilot scheme are as follows:

		Allocation		Pipeline		Approved	
		Amount (million USD)	No.	Funding requested (million USD)	No. (FP+CN)	Funding approved (million USD)	No.
Active RFPs	EDA	200	min.10	216.0	12 (5+7)	30	2
	MSME I	100	N/A	650.9	22 (0+22)	60	3
	MFS	500	N/A	2,624.1	29 (9+20)	60	1
	REDD-plus	500	min .3	TBC ¹	6 (2+4)	228.6	4
		Trigger for review		Pipeline		Approved	
		Amount (million USD)	No.	Funding requested (million USD)	No. (FP+CN)	Funding approved (million USD)	No.
Pilot scheme	SAP	80	N/A	772.7	83 (11+72)	105.4	12



Abbreviations: CN = concept note, EDA = enhancing direct access, FP = funding proposal, MFS = mobilizing funds at scale, MSME = micro, small and medium-sized enterprise, N/A = not applicable, RFP = request for proposal, SAP = simplified approval process.

¹ The financing amount of REDD+ RBP projects are indicated as 'TBC' because at FP stage it is determined only after the assessment and application of the scorecard by secretariat and ITAP, and at CN stage it is not requested in the current REDD+ RBP CN template.

I. Overall status of the GCF pipeline

1.1 Funding proposal pipeline

1. At its eleventh meeting, the Board requested the Secretariat to provide an update of the pipeline portfolio and to submit it for information to the Board as part of the documentation submitted for every Board meeting.² This status report responds to the Board’s request and provides an update for the reporting period of 1 September to 31 December 2019.

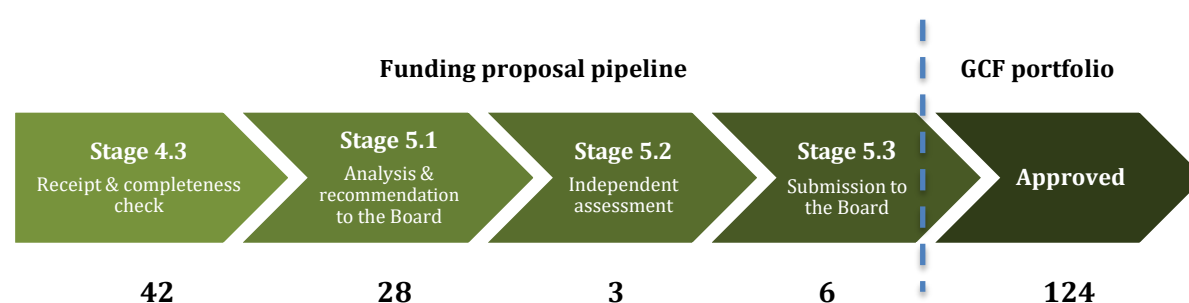
2. As at 31 December 2019,³ the GCF pipeline is comprised of 79 public and private sector funding proposals, which request a total GCF funding of USD 3.4 billion to support projects and programmes totalling USD 11.8 billion, when taking co-financing into account.⁴

3. Table 1 presents an overview of the pipeline, broken down into different sectors, and figure 1 presents the status of the funding proposals in the pipeline with respect to their level of progress in the GCF due diligence process. The geographical distribution of the pipeline is presented in figures 2 and 3.⁵ In addition, a further breakdown of the geographical distribution of the pipeline by the least developed countries (LDCs), small island developing States (SIDS) and Africa can be found in figures 3.1, 3.2 and 3.3, respectively.

Table 1: GCF pipeline overview for funding proposals

		PUBLIC	PRIVATE
NUMBER	Number of funding proposals	59	20
	- New proposals during the reporting period (1 Sep to 31 Dec 2019)	14	1
AMOUNT	GCF funding (million USD)	2,217.6	1,229.0
	Co-financing (million USD)	2,880.8	5,457.4
	Total investment (GCF + co-financing, million USD)	5,098.4	6,686.4

Figure 1: Status of funding proposal progress



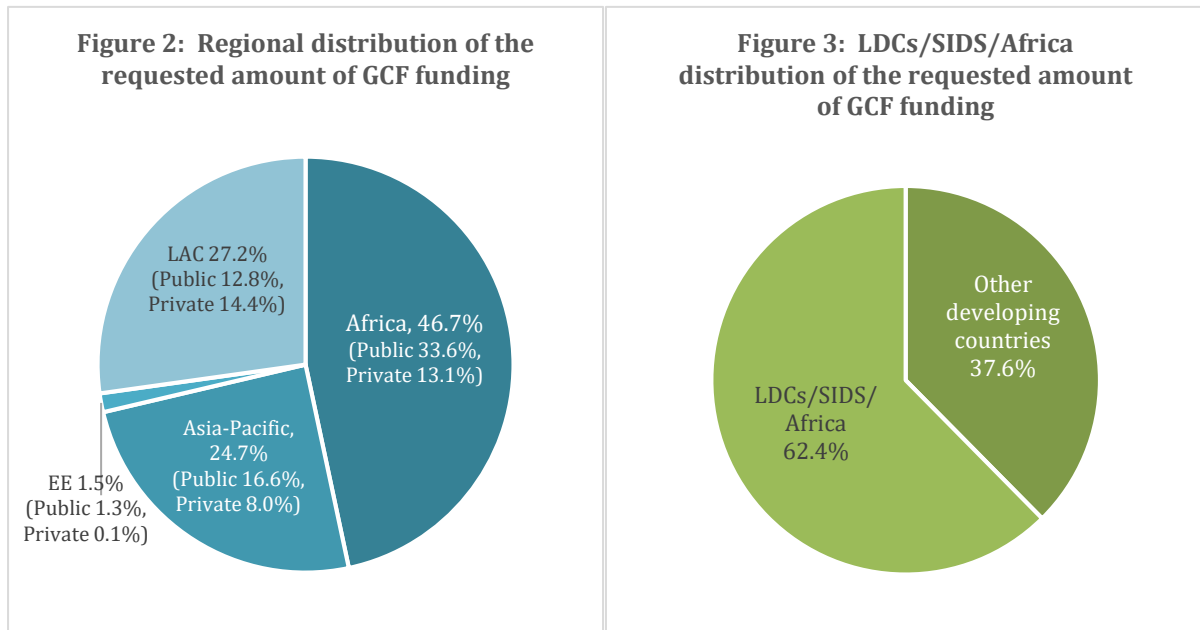
Note: Stage numbers are according to the updated project and programme cycle (annex IV to decision B.17/09).

² Decision B.11/11, paragraph (g).

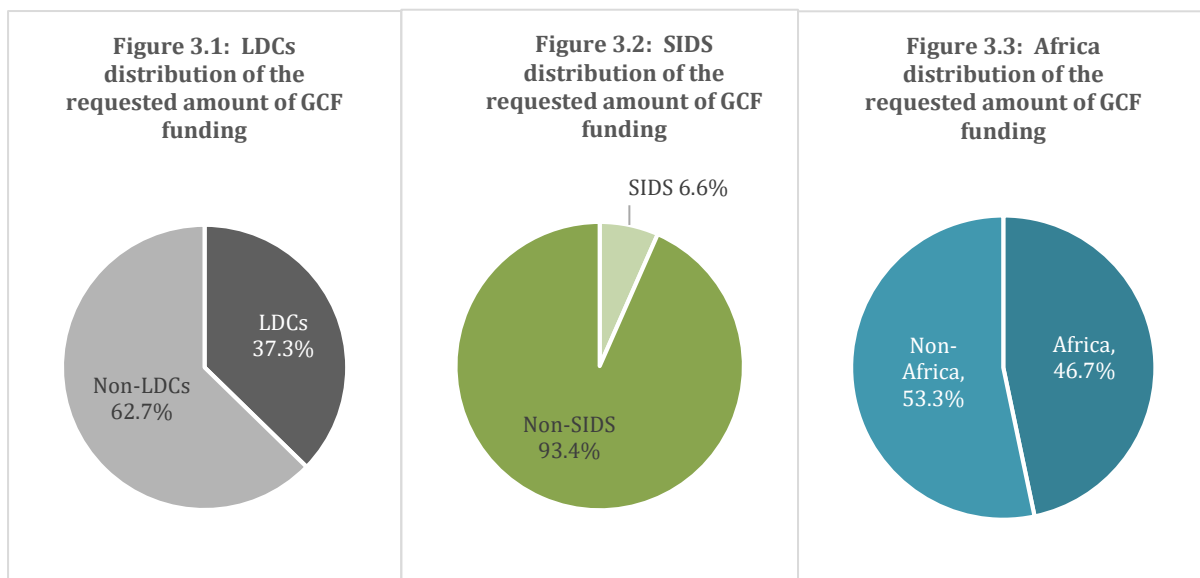
³ The requested GCF amount in EUR is converted into USD at the United Nations Operational Rates of Exchange effective as at 31 December 2019 (1 EUR = 1.11607143 USD).

⁴ The full list of funding proposals is provided in document GCF/B.25/Inf.05/Add.01 titled “Status of the GCF pipeline – Addendum: List of funding proposals and project preparation facility requests”. Owing to the deliberative nature of the document, the addendum is made available to the Board on a limited distribution basis.

⁵ In the case of multi-country projects, the breakdown is based on the simple attribution according to the number of countries marked in each proposal, unless the per cent of each country’s allocation is provided by accredited entities.



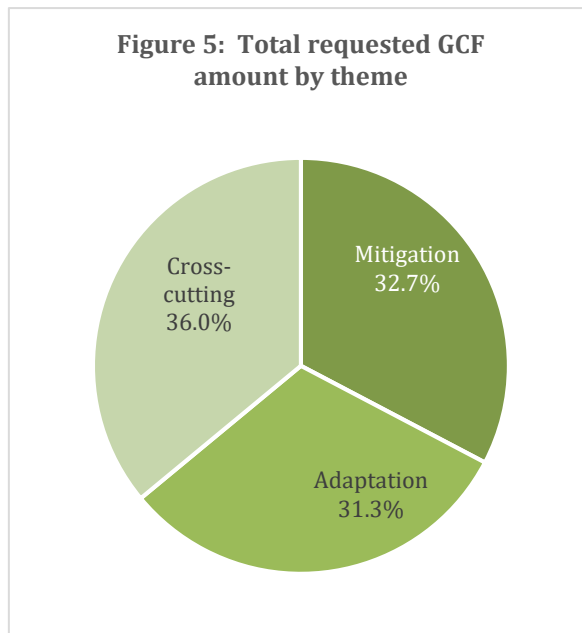
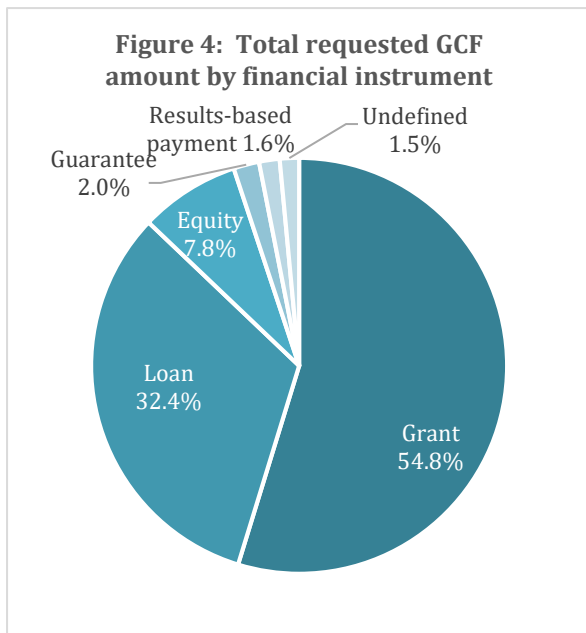
Abbreviations: EE = Eastern Europe, LAC = Latin America and the Caribbean, LDCs = least developed countries, SIDS = small island developing States.



Abbreviations: LDCs = least developed countries, SIDS = small island developing States.

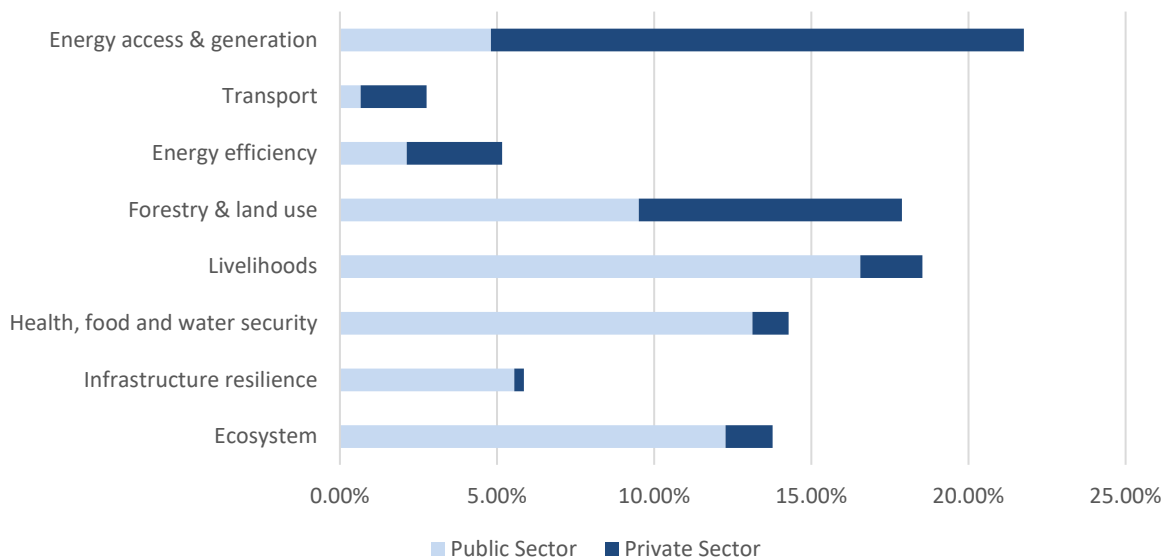
4. The distribution of the pipeline by financial instrument and theme is provided in figures 4 and 5.⁶

⁶ A mitigation and adaptation breakdown of cross-cutting funding proposals is not available in the pipeline stage owing to insufficient information available in the current funding proposal template. The Secretariat will address this issue with the newly revised funding proposal template.



5. The distribution of the requested funding of the pipeline across the eight results areas of GCF is presented in figure 6.

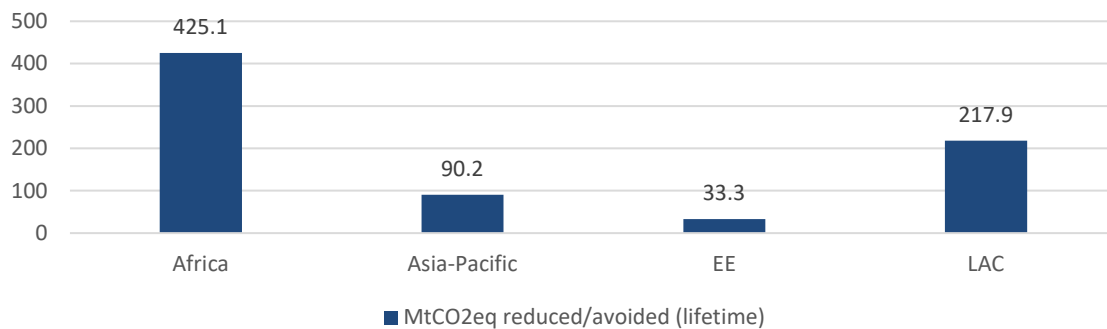
Figure 6: Requested GCF funding by results areas (percentage)^a



^aThe breakdown of GCF funding into the eight results areas is based on the simple attribution according to the number of results areas marked in each proposal, unless otherwise noted in the proposals.

6. The climate impact potential of the pipeline in terms of the contribution to GCF core indicators is presented in figures 7 and 8.

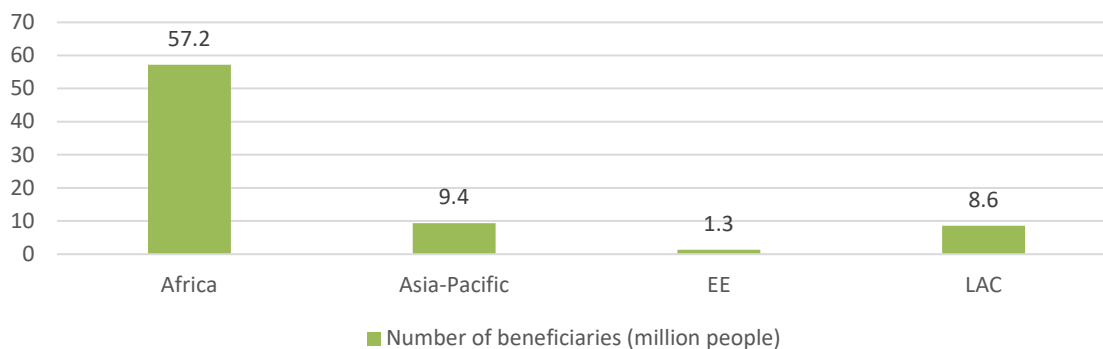
Figure 7: Estimated climate impact potential by region (total: 766.6 MtCO₂eq) ^a



Abbreviations: EE = Eastern Europe, LAC = Latin America and the Caribbean, MtCO₂eq = million tonnes of carbon dioxide equivalent.

^a At the pipeline stage, the estimated data on the impact potential may be preliminary and is expected to increase.

Figure 8: Estimated adaptation impact potential by region (total: 76.5 million people) ^a



Abbreviations: EE = Eastern Europe, LAC = Latin America and the Caribbean.

^a At the pipeline stage, the estimated data on the impact potential may be preliminary and is expected to increase.

7. The list of the funding proposals in the pipeline at different stages of the review process is presented in annex I. Many of the submitted funding proposals were drawn from the country programme briefs and entity work programmes, the status of which is also presented in annex I.

8. The average time taken for funding proposals during this reporting period, from the date of first funding proposal submission to the date of first feedback from the Secretariat, is 38 days for all accredited entities (AEs), and 39 days for direct access entities (DAEs). The average time taken from the first submission of the funding proposal for Board approval is 296 days for all AEs, and 236 days for DAEs. This has led to subsequent disbursements of USD 905.1 million (excluding AE fees) for all AEs, including USD 140.9 million for DAEs, as at 31 December 2019.

1.2 Concept note pipeline

9. The GCF pipeline for concept notes as at the reporting date is shown in table 2.

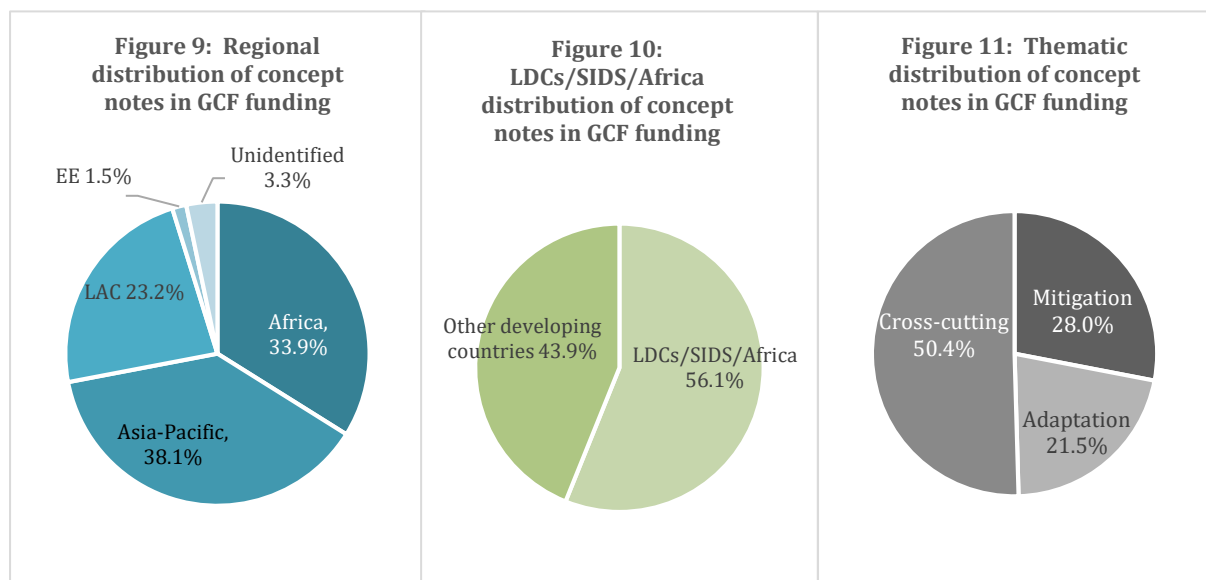
10. Of the 291 concept notes registered in the GCF pipeline, 54 have subsequently requested project preparation support from the Project Preparation Facility (PPF) and are included in the total 73 PPF applications detailed in section II below.

Table 2: GCF pipeline overview for concept notes ^a

		PUBLIC	PRIVATE
NUMBER	Number of concept notes	220	71
	- New proposals during the reporting period (1 Sept to 31 Dec 2019)	32	1
AMOUNT	GCF funding (million USD)	7,675.8	4,493.8
	Co-financing (million USD)	17,477.1	12,956.8
	Total investment (GCF + co-financing, million USD)	25,152.9	17,450.6

^a The full list of funding proposals is provided in document GCF/B.25/Inf.05/Add.02 titled “Status of the GCF pipeline – Addendum: List of concept notes”. Owing to the deliberative nature of the document, the addendum is made available to the Board on a limited distribution basis.

11. Figures 9, 10⁷ and 11 present the geographical distribution, including the distribution of funding to LDCs/SIDS/Africa, and the thematic distribution of the requested GCF funding for the concept notes.



Abbreviations: EE = Eastern Europe, LAC = Latin America and the Caribbean, LDCs = least developed countries, SIDS = small island developing States.

12. The average time taken, during this reporting period, from the date of the concept note submission from the AEs to the date when feedback is delivered from the Secretariat is 24 days for all AEs, and 23 days for DAEs.

⁷ The further breakdowns for LDCs, SIDS and Africa, respectively, are as follows:
For LDCs: 32.8 per cent LDCs, and 67.2 per cent non-LDCs;
For SIDS: 11.4 per cent SIDS, and 88.6 per cent non-SIDS; and
For Africa: 33.9 per cent Africa, and 66.1 per cent non-Africa.

II. Status of the pipeline of projects from direct access entities and the Project Preparation Facility

13. The GCF pipeline for DAEs as at the reporting date is shown in table 3.

Table 3: GCF pipeline for direct access entities

	Number of funding proposals	Percentage (in relation to total pipeline)	Requested GCF funding (million USD)	Percentage (in relation to total investment)
Funding proposals	27	34.2	891.3	25.9
Concept notes	89	30.7	2,960.0	24.3

14. The Secretariat continues to work closely with DAEs and national designated authorities (NDAs)/focal points in developing their pipelines of proposals to be submitted to GCF.

15. At the date of reporting, the Secretariat was working on a pipeline of 39 active PPF applications with letters of no objection from the NDAs/focal points, of which 27 (69 per cent) are from DAEs. Further information on this pipeline is as follows:

- (a) Of these 39 applications, 27 have been approved or endorsed pending final conditions for approval:
 - (i) Among the 27 approved, 19 (70 per cent) are from DAEs. As at the reporting date, the total approved amount for PPF applications was USD 17.6 million, of which USD 10.7 million had been disbursed;
 - (ii) The first approved PPF application was successfully completed and provided the basis for a funding proposal submitted by the Ministry of National Resources of Rwanda, which was approved at the nineteenth meeting of the Board (B.19) on 1 March 2018; three additional approved PPF applications resulted in the submission of their associated funding proposals;
- (b) Twelve additional PPF applications are pending the associated underlying project concept note being strengthened and cleared as per GCF investment criteria to enable PPF support; and
- (c) In addition to the 39 active applications, another 34 PPF applications have been received but are not currently active due to having been withdrawn by the AEs or NDAs, or with no resubmission or communication from the AEs for more than six months. The list of all 73 PPF applications, including those approved, is presented in annex II.

16. The quality of project and programme concept notes vis-à-vis GCF investment criteria at entry that seek PPF support remains a key limiting factor for how many concept notes with PPF support can be developed into full funding proposals. As part of the strategy to overcome this challenge, the Secretariat has continued to increase the provision of upstream technical assistance to DAEs and NDAs, upon their request, to help strengthen their project concept notes and associated PPF applications. This technical assistance is also available to help strengthen project ideas into concept notes, including SAP concepts and funding proposals. Twenty-five concept notes, funding proposals and associated PPF applications have been supported with this technical assistance, and an increasing number are planned throughout 2020. Based on positive feedback and increasing demand, the Secretariat is also strengthening the capacity of this technical assistance function by broadening the breadth of sectoral expertise available to AEs and NDAs.

17. The Secretariat has updated the PPF guidelines, which now provide more detailed guidance on how to access GCF PPF resources and tips for preparing a PPF application. To improve efficiency for the implementation of project preparation activities after approval, the Secretariat has set up a roster of consultancy firms that can provide project preparation

services to AEs. This new PPF access modality enables the Secretariat to deploy such firms directly upon request, ensuring fast and high-quality delivery to AEs who do not wish to take on the implementation of PPF activities by themselves. The roster is expected to be operationalized in the first quarter of 2020.

III. Status of the simplified approval process pilot scheme

18. Since the launch of the SAP pilot scheme in November 2017, 12 projects (submitted by the Environmental Investment Fund Namibia, the World Food Programme, XacBank, United Nations Environment Programme, LandBank Philippines, Palli Karma-Sahayak Foundation and the International Fund for Agricultural Development) amounting to USD 105 million of GCF funding, were approved by the Board at B.19, B.21, B.22, B.23 and B.24.

19. As at the reporting date, the SAP pipeline consists of 83 public and private sector concept notes and funding proposals. The pipeline requests GCF funding of USD 772 million, with a total value of USD 1.97 billion when taking co-financing into account. Since the last reporting date, nine new proposals have been submitted to the Secretariat under the SAP modality.

20. Of the 83 public and private sector concept notes and funding proposals in the SAP pipeline, 72 are public sector proposals, consisting of 62 concept notes and 10 funding proposals. From the private sector, the SAP pipeline consists of 10 concept notes and 1 funding proposal. One funding proposal from the private sector was reviewed by the Secretariat and has been presented to the independent Technical Advisory Panel; it is expected to be presented to the Board at B.25.

21. In the SAP pipeline, 68.9 per cent of the requested GCF funding is from DAEs and NDAs (fig. 12), and 81.2 per cent of the requested GCF funding is from LDCs, SIDS and African States (fig. 13).

Figure 12: Requested GCF funding by access modality (%)

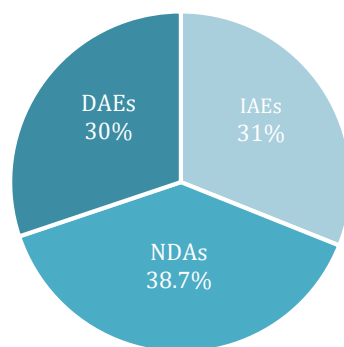
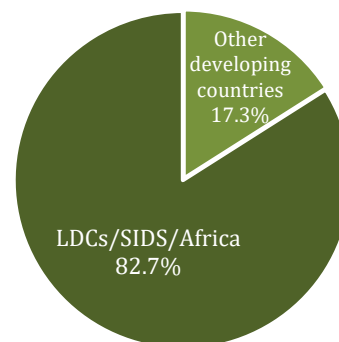


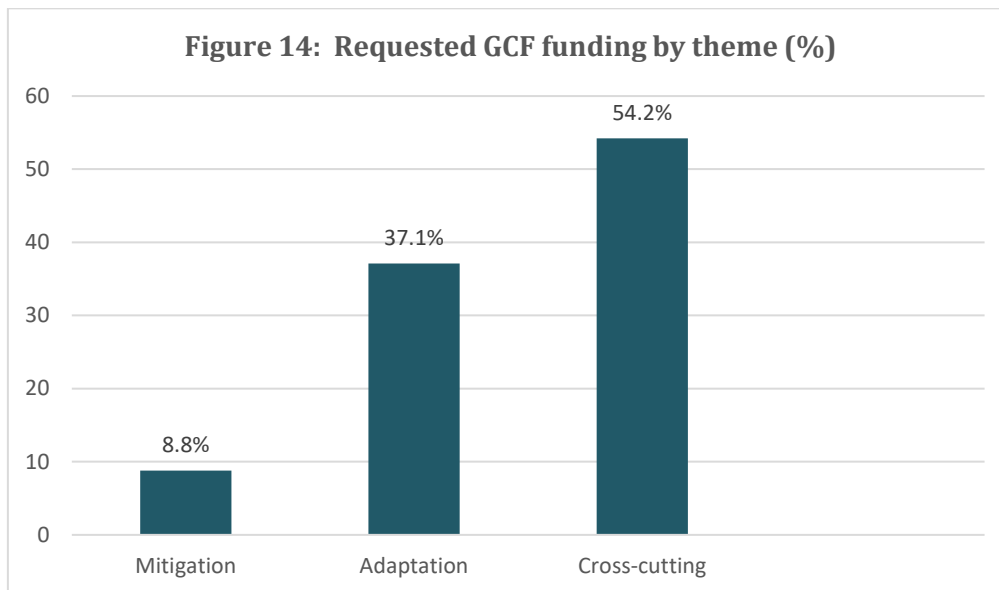
Figure 13: Requested GCF funding by region (%)



Abbreviations: DAEs = direct access entities, IEAs = international accredited entities, LDCs = least developed countries, SIDS = small island developing States, NDAs = national designated authorities.

22. Around 91.3 per cent of the requested GCF funding targets adaptation and cross-cutting results (fig. 14), focusing on building the resilience of communities through food and water security measures. Many projects aim to undertake ecosystem-based adaptation for communities while several projects propose strengthening climate information services and

early warning systems. A number of projects target mitigation results through small-scale renewable energy solutions.



23. Since B.24 the amount requested to GCF through the SAP has increased by 12 per cent (from USD 673 million to USD 772 million), with a rapidly increasing number of submissions from AEs and NDAs as a result of various communications, outreach, capacity-building and technical support provided by the Secretariat through online platforms and face-to-face interactions.

24. The average time taken, during this reporting period, from the date of an SAP concept note submission from an AE to the date when feedback is delivered from the Secretariat is 28 days for all AEs, as well as for DAEs.

IV. Status of active requests for proposal

4.1 Enhancing direct access

25. As per decision B.10/04, the Board approved the allocation of up to USD 200 million for at least 10 pilot proposals. The GCF has approved two funding proposals under this pilot, amounting to USD 30 million of GCF funding. The approved projects are USD 10 million for the “Empower to adapt: creating climate change resilient livelihoods through community-based natural resource management in Namibia” project (FP024) submitted by the Environmental Investment Fund Namibia, and USD 20 million for the “Integrated physical adaptation and community resilience through an enhanced direct access pilot in the public, private, and civil society sectors of three Eastern Caribbean small island developing States” project (FP061) submitted by the Department of Environment Antigua.

26. As at 31 December 2019, the GCF pipeline comprises seven concept notes and five funding proposals under the enhancing direct access request for proposal (RFP), requesting a total GCF funding of USD 233 million.

4.2 Pilot programme to support micro, small and medium-sized enterprises

27. Through decision B.13/22, the Board approved the micro, small and medium-sized enterprise (MSME) pilot RFP, deciding to limit GCF participation in the first tranche to USD 100 million. Following the close of the MSME RFP in August 2016 and through the competitive evaluation process, the Board has approved three funding proposals for a total of USD 60 million. The approved projects are USD 20 million for the “Business loan programme for GHG emissions reduction” proposal (FP028) submitted by Mongolia-based XacBank to which GCF has disbursed its total commitment; USD 20 million for the “Low-emission climate resilient agriculture risk sharing facility for MSMEs” proposal (FP048) submitted by the Inter-American Development Bank to be implemented in Guatemala and Mexico; and USD 20 million for the “Program on Affirmative Finance Action for Women in Africa (AFAWA): Financing climate resilient agricultural practices in Ghana” proposal (FP114) submitted by African Development Bank.

28. The “SCF capital solutions” proposal (FP029), initially approved for USD 12.2 million for the Development Bank of Southern Africa, lapsed in October 2017 as the bank did not wish to extend the relevant deadline to execute the funded activity agreement in accordance with the Board’s approval.

29. The Secretariat is preparing a review of all ongoing RFPs, including the MSME pilot RFP and plans to present the outcomes at B.25 in document GCF/B.25/Inf.06 titled “Status of the GCF portfolio: approved projects and fulfilment of conditions”.

4.3 Mobilizing funds at scale

30. In accordance with decision B.16/03, the Board approved the mobilizing funds at scale (MFS) pilot RFP in 2017, allocating up to USD 500 million to innovative, high-impact projects and programmes that mobilize private sector investment in climate change activities. The RFP was open to AEs and non-accredited entities and attracted 350 concept note submissions from more than 70 countries, with an estimated GCF requested financing of USD 18 billion. The Board has approved USD 60 million for the project “Espejo de Tarapacá” (FP115) submitted by MUFG Bank, Ltd.

31. The Secretariat continues to engage with proponents of the shortlisted projects towards developing full funding proposals for consideration by the Board.

32. Two MFS projects will be brought for the Board’s consideration at B.25. The review of the MFS and its outcome will be presented to the Board at B.25 along with the review of MSME i document GCF/B.25/Inf.06.

4.4 REDD-plus results-based payments

33. Through decision B.18/07, the Board allocated up to USD 500 million to the RFPs for the pilot programme for REDD-plus results-based payments (RBP).

34. As at 31 December 2019, four projects (FP100 for Brazil, FP110 for Ecuador, FP120 for Chile and FP121 for Paraguay) have been approved by the Board under the pilot programme, at B.22, B.23 and B.24. Two funding proposals received from Colombia and Indonesia are under review and will be presented to the Board at B.26. In addition, three additional concept notes have been received, from Argentina, Costa Rica and Papua New Guinea under the RFP. Discussions with other countries are in progress for concept note submissions. The current status of the portfolio and pipeline of the REDD-plus RBP pilot programme is shown in table 4.

Table 4: Status of project pipeline and portfolio of the REDD-plus RBP pilot programme (as of 31 December 2019)

Country	Stage	Approval	Expected submission to the Board	Scale	Accredited entity
Peru	CN assessed	–	–	Subnational (Amazon region)	–
Brazil	Approved	B.22, 2019	N/A	Subnational (Amazon Biome)	UNDP
Ecuador	Approved	B.23, 2019	N/A	National	UNDP
Chile	Approved	B.24, 2019	N/A	Subnational (5 regions)	FAO
Paraguay	Approved	B.24, 2019	N/A	National	UNEP
Colombia	FP received	N/A	B.26, 2020	Subnational (Amazon region)	FAO
Indonesia	FP received	N/A	B.26, 2020	Subnational	UNDP
Argentina	CN received	N/A	Not yet determined	Subnational (4 regions)	FAO
Costa Rica	CN received	N/A	Not yet determined	National	UNDP
Papua New Guinea	CN received	N/A	Not yet determined	National	FAO

Abbreviations: CN = concept note, FAO = Food and Agriculture Organization of the United Nations, FP = funding proposal, N/A = not applicable, UNDP = United Nations Development Programme, UNEP = United Nations Environment Programme.

35. As at 31 December 2019, out of the USD 500 million envelope approved by the Board for the pilot programme, a total financial volume of USD 228.6 million in GCF resources (RBPs) has been approved for the four projects in the portfolio, corresponding to a mitigation impact of 44.6 MtCO₂eq (see table 5).

Table 5: Results achieved, and volumes paid for the current portfolio under the REDD-plus RBP pilot programme; and expected results (as of 31 December 2019)

Country	Years covered	Expected REDD-plus results for the eligibility period according to the technical annex to the BUR (tCO ₂ eq)	REDD-plus results offered to the pilot programme in the FP (tCO ₂ eq)	Volume of ERs the GCF paid for (tCO ₂ eq) ^a	Financial volume paid by the GCF (USD)
Brazil	2014–2015	1,254,663,127	43,913,209	18,819,946	96,452,228
Ecuador	2014	4,831,679	4,831,679	3,623,759	18,571,766
Chile	2014–2016	18,409,425	18,409,425	12,411,229	63,607,552
Paraguay	2015–2017	26,793,311	23,000,000	9,756,098	50,000,000
Colombia	2015–2016	31,474,936	TBD	TBD	TBD
Indonesia	2014–2017	195,913,708	TBD	TBD	TBD
Argentina	2014–2016	165,172,705	TBD	TBD	TBD
Costa Rica	2014–2015	14,794,749	TBD	TBD	TBD
Papua New Guinea	2014–2015	9,003,000	TBD	TBD	TBD

Abbreviations: BUR = biennial update report, ER = emission reduction, FP = funding proposal, TBD = to be determined, tCO₂eq = tonnes of carbon dioxide equivalent.

^a Volume paid for by the GCF after scorecard assessment.

36. At B.18, the Board requested the Secretariat (decision B.18/07) to conduct an analysis of the experience with, and the progress made towards achieving the objectives of, the pilot programme for REDD-plus RBPs, for its consideration no later than at its last meeting of 2019. This analysis has been completed and will be presented to the Board at B.25 as an Addendum to

the Status of the Portfolio Report. The content of the review will include the following information:

- (a) Progress towards operationalizing REDD-plus RBPs through the pilot programme, together with descriptions of the establishment of the procedural and technical elements required for the pilot as well as the current status of the REDD-plus RBP pilot programme's portfolio and pipeline (as of 31 December 2019);
- (b) Overview of the experiences in implementing the pilot programme. A call for inputs⁸ and a series of interviews conducted in August–September 2019 to obtain feedback from different stakeholders, AEs, civil society organizations and county representatives in relation to the operationalization of the pilot programme. Complementary information was extracted from a survey⁹ that the GCF Secretariat conducted on AEs' and countries' engagement on REDD-plus; and
- (c) Lessons learned from the experiences and recommendations on the way forward.

37. As part of the midterm review of the REDD-plus RBP pilot programme, the GCF Secretariat made a forward projection of the volumes that countries could offer to the programme considering the current pipeline.¹⁰ Based on the performance of the pilot and considering projections, it is likely that the current financial envelope of USD 500 million will be exhausted earlier than the end-date of 2022, largely by countries that have already submitted a concept note. Therefore there is need to analyse future possible modalities for providing predictable results-based finance under the GCF.

38. The GCF web page on REDD-plus is constantly updated and contains all the relevant templates and documentation.¹¹ Additional support documents are also available, such as a roadmap template to support countries in identifying the key steps needed to submit funding proposals to the GCF pilot programme for REDD-plus RBP. Learning sessions through webinars have been developed and shown online, providing a general introduction to GCF support for REDD-plus and the REDD-plus SAP. Additional webinars are planned for 2020.

39. As part of the development process of the sectoral guidance on forest and land use, five workshops were organized in 2019: the first during the Asia-Pacific forestry week in Songdo, Republic of Korea on 17–21 June; the second during the Global Landscape Forum in Bonn, Germany on 22–23 June; the third in Washington, D.C., United States of America on 25 July; the fourth in Abidjan, Côte d'Ivoire in coordination with AEs and partners on 13–15 August; and the fifth on the side lines of B.24 in November 2019. Additional informational and consultation workshops and sessions relating to the development of the forest and land use sectoral guidance are expected in 2020.

40. As part of the development process for the sectoral guidance, three consultancies worked from September to December 2019: one for supporting the development of the sectoral guidance on forest and land use, a second for supporting the articulation of a global coalition of forests, and a third on developing a pipeline of jurisdictions as an approach for contributing to reducing deforestation and forest degradation.

⁸ The template used to request inputs is accessible at <<https://www.greenclimate.fund/redd>>.

⁹ See <https://docs.google.com/forms/d/e/1FAIpQLSfC4o6J5kqCbjLdjF1ylCLPsByhL-ANKca1v1fovp_g35Zavw/viewform>.

¹⁰ The pipeline under the pilot programme includes the following countries: Argentina, Colombia, Costa Rica, Indonesia and Papua New Guinea. The volumes used for the projection are speculative and subject to the completion of the UNFCCC technical analysis, the choice by the country on the size of volume to be offered to the GCF, and the results after the application of the GCF scorecard.

¹¹ Available at <<https://www.greenclimate.fund/redd>>.

V. Status of pipeline knowledge management

41. By decision B.17/09, annex III, the Board requested the Secretariat to develop an online concept note and funding proposal submission portal and improve data management and analytics, including, for example, the AE submission portal and NDA portal. Responding to the decision, the Secretariat has enhanced the quality and transparency of the project pipeline by providing more advanced knowledge management systems to the public, stakeholders and internal users.


42. Learning from the experience of the launch of the SAP online submission system in early May 2019, the Secretariat is working on expanding the online submission system to accept regular concept notes and funding proposals. The online submission system for proposals under the standard approval process is tentatively scheduled to be piloted in the second quarter of 2020, and expected to be fully operational in the third quarter of 2020.

43. To further automate the cross-Secretariat assessment workflow of concept notes and funding proposals, and to enhance transparency and collaboration with AEs, the Secretariat is developing an online tracking system that can provide real-time information on progress and help the Secretariat to identify any bottlenecks in the review process. The tracking system is tentatively scheduled to be piloted in the first half of 2020, and it is expected to be fully operational in the second half of 2020.

Annex I: List of funding proposals

Funding proposals in the GCF pipeline at different stages of the review process

No	Sector	Project/programme title	Region	Project/programme	GCF amount (USD) ^a	Financial instrument	Total size (USD)	LDCs/SIDS/African States	Theme	Direct/International access	Stage ^c	Impact potential ^d		EWP? ^e	CP? ^e	Year of CN submission	Year of FP submission	SAP	RFP
												Mitigation (MtCO ₂ eq)	Adaptation (k beneficiaries)						
1	Public	Agricultural insurance project	Latin America and the Caribbean	Programme	20.0M	Grants	20.0M		Adaptation	International	5.1	0K	55K	No	No	2015	2015		
2	Public	Transportation project	Africa	Project	31.4M ^b	Loans	443.1M ^b	LDCs/Africa	Cross-cutting	International	5.1	437K	320K	No	Yes		2017		
3	Public	REDD+ project	Africa, Asia-Pacific	Programme	61.8M	Grants,Undefined	61.8M	LDCs/Africa	Mitigation	International	5.1	10,000K	0K	Yes	Yes	2016	2017		
4	Public	Agriculture project	Africa	Project	50.0M	Grants	50.0M	Africa	Cross-cutting	Direct	4.3	0K	100K	No	Yes	2016	2016		
5	Public	Agricultural project	Africa	Project	25.4M	Grants	40.9M	LDCs/Africa	Adaptation	International	5.1	0K	3,803K	Yes	Partly	2016	2017		
6	Public	Metropolitan coastal project	Africa	Project	29.0M	Grants	29.0M	LDCs/Africa	Adaptation	International	4.3	0K	1,211K	No	No	2016	2017		
7	Public	Community adaptation project	Africa	Project	10.0M	Grants	10.0M	Africa	Adaptation	Direct	4.3	0K	50K	Yes	Yes	2016	2016		EDA
8	Public	REDD+ project	Africa	Project	30.0M	Grants	115.1M	Africa	Cross-cutting	International	5.1	22,460K	2,175K	Yes	Yes	2016	2017		
9	Public	Food and Nutrition Security project	Asia-Pacific	Project	31.4M	Grants	79.1M	LDCs	Cross-cutting	International	5.1	34,971K	1,000K	Yes	Yes	2016	2017		
10	Public	Enhancing climate resilience project	Asia-Pacific	Project	15.0M	Grants	31.4M		Adaptation	International	4.3	0K	0K	Yes	Partly	2016	2019		
11	Public	Climate resilience project	Africa	Project	29.4M	Grants	37.7M	Africa	Adaptation	International	5.1	0K	2,302K	Yes	Partly	2016	2018		
12	Public	Rural livelihoods project	Asia-Pacific	Project	20.0M	Grants	22.0M	LDCs	Mitigation	International	4.3	459K	390K	Yes	Yes	2016	2017		
13	Public	Resilience of communities and ecosystems project	Africa	Project	10.0M	Grants	10.3M	Africa	Adaptation	Direct	5.1	0K	481K	No	Partly		2016		
14	Public	Coastal communities project	Africa	Project	23.6M	Grants	26.7M	LDCs/Africa	Adaptation	International	4.3	0K	2,000K	Yes	Yes	2016	2017		
15	Public	REDD+ Project	Africa	Project	30.0M	Grants	109.1M	Africa	Cross-cutting	International	4.3	6,135K	540K	Yes	Yes	2017	2018		
16	Public	Rural development project	Latin America and the Caribbean	Programme	22.4M	Grants	27.1M		Cross-cutting	Direct	5.1	732K	21K	Yes	Partly	2017	2017		EDA
17	Public	Mitigation project	Asia-Pacific	Project	55.7M	Grants	72.5M	LDCs	Cross-cutting	International	5.1	1,937K	466K	Yes	No		2017		
18	Public	Coastal resilience project	Asia-Pacific	Project	18.2M	Grants	19.4M	SIDS	Adaptation	International	4.3	0K	24K	Yes	No		2017		
19	Public	Ecosystem and Agricultural Resilience project	Africa	Project	45.7M	Grants	50.0M	LDCs/Africa	Cross-cutting	International	5.1	70,500K	5,620K	Yes	No	2017	2017		
20	Public	Vulnerable coastal communities project	Asia-Pacific	Project	78.3M	Grants	137.0M		Cross-cutting	International	4.3	0K	0K	Yes	No	2017	2019		
21	Public	Clean Energy project	Asia-Pacific	Programme	60.0M	Grants,Loans	120.0M		Mitigation	Direct	4.3	2,579K	1,530K	No	Yes	2016	2017		



No	Sector	Project/programme title	Region	Project/programme	GCF amount (USD) ^a	Financial instrument	Total size (USD)	LDCs/SIDS/African States	Theme	Direct/International access	Stage ^c	Impact potential ^d		EWP? ^e	CP? ^e	Year of CN submission	Year of FP submission	SAP	RFP
												Mitigation (MtCO ₂ e)	Adaptation (k beneficiaries)						
22	Public	Climate-resilient project	Africa	Project	44.0M	Grants	49.0M	Africa	Adaptation	International	4.3	0K	1,060K	Yes	No	2017	2018		
23	Public	Livelihood project	Asia-Pacific	Programme	20.7M	Grants,Undefined	29.4M	LDCs	Adaptation	Direct	4.3	0K	67K	Yes	Yes	2017	2018		EDA
24	Public	Climate resilience project	Africa	Project	9.9M	Grants	10.0M	Africa	Adaptation	International	5.1	0K	1,500K	Yes	No	2017	2018	SAP	
25	Public	Resilience to extreme weather project	Latin America and the Caribbean	Project		TBC	13.1M	SIDS	Adaptation	Direct	4.3	0K	96K	No	No	2017	2019		
26	Public	Greening Kenya: Decoupling expansion of IZs from GHG emissions.	Africa	Project	10.5M	Grants	29.9M	Africa	Cross-cutting	International	5.1	2,088K	0K	Yes	No	2017	2019		
27	Public	Water programme	Africa	Programme	41.7M	Grants,Loans	195.7M	Africa	Adaptation	Direct	4.3	0K	4,300K	Yes	No		2017		
28	Public	Smallholder agriculture project	Asia-Pacific	Project	29.7M	Grants	155.8M		Adaptation	International	5.1	0K	1,329K	No	No	2017	2018		
29	Public	Infrastructure project	Latin America and the Caribbean	Project	27.1M	Grants	42.2M	SIDS	Cross-cutting	Direct	4.3	0K	72K	Yes	No	2017	2018		
30	Public	Ecosystem-based Adaptation project	Latin America and the Caribbean	Project	10.0M	Grants	11.0M	SIDS	Adaptation	Direct	4.3	0K	1,500K	Yes	Partly	2017	2019	SAP	
31	Public	African Risk Programme	Africa	Programme	10.0M	Grants	23.7M	LDCs/Africa	Adaptation	International	4.3	0K	310K	No	Yes	2018	2018	SAP	
32	Public	Energy efficient and water security project	Asia-Pacific	Programme	9.6M	Grants	10.2M	SIDS	Cross-cutting	Direct	4.3	1,615K	15K	Yes	No	2018	2019	SAP	EDA
33	Public	Agribusiness project	Asia-Pacific	Project	30.0M	Grants	78.0M	LDCs	Adaptation	International	5.1	0K	700K	No	No		2018		
34	Public	vulnerable communities and ecosystems project	Asia-Pacific	Project	27.4M	Grants	32.7M	LDCs	Cross-cutting	International	5.2	847K	1,886K	Yes	No	2018	2018		
35	Public	low-carbon electric project	Africa	Project	28.2M	Grants	46.7M	LDCs/Africa	Cross-cutting	Direct	5.1	2,333K	1,200K	Yes	No	2018			
36	Public	Livelihoods Project	Africa	Project	173.0M	Grants,Loans	292.0M	LDCs/Africa	Cross-cutting	International	5.1	0K	0K	No	No	2018	2018		
37	Public	Thermal power project	Africa	Project	8.9M	Grants	15.3M	LDCs/SIDS/Africa	Cross-cutting	Direct	5.1	0K	0K	No	No	2018			
38	Public	Forest resilience project	Eastern Europe	Project	10.0M	Grants	18.3M		Cross-cutting	International	4.3	12,200K	224K	No	Yes	2018	2019	SAP	
39	Public	Promoting sustainable agriculture project	Africa	Programme	93.5M	Grants,Loans	226.3M	LDCs/Africa	Cross-cutting	International	4.3	57,000K	600K	No	No	2018	2019		
40	Public	Sustainable city project	Africa	Programme	43.7M	Grants	47.6M	LDCs/Africa	Cross-cutting	Direct	4.3	1,031K	1,662K	Yes	No		2018		
41	Public	River basins management project	Africa	Project	11.1M ^b	Grants	12.4M ^b	LDCs/Africa	Cross-cutting	Direct	4.3	0K	820K	No	No	2018	2019	SAP	
42	Public	Enhancing resilience project	Latin America and the Caribbean	Project	9.5M	Grants	10.0M		Adaptation	Direct	5.1	38,962K	27K	No	No	2018	2018	SAP	
43	Public	Climate resilience project	Asia-Pacific	Project	39.8M	Grants	49.0M		Adaptation	International	5.2	0K	1,343K	No	Yes		2018		

No	Sector	Project/programme title	Region	Project/programme	GCF amount (USD) ^a	Financial instrument	Total size (USD)	LDCs/SIDS/African States	Theme	Direct/International access	Stage ^c	Impact potential ^d		EWP? ^e	CP? ^e	Year of CN submission	Year of FP submission	SAP	RFP
												Mitigation (MtCO ₂ eq)	Adaptation (k beneficiaries)						
44	Public	Resilience Investment Project	Africa	Project	200.0M	Grants	382.0M	LDCs/Africa	Adaptation	International	4.3	0K	12,000K	No	Yes	2018	2019		
45	Public	forest sector project	Eastern Europe	Project	36.2M ^b	Grants	193.7M ^b		Mitigation	International	5.1	16,140K	1,098K	Yes	Partly	2018	2019		
46	Public	Adaptation project	Asia-Pacific	Project	38.4M	Grants	50.0M	LDCs	Adaptation	Direct	4.3	0K	200K	Yes	Yes		2018		
47	Public	Climate Information and Knowledge Services project	Asia-Pacific	Project	50.0M	Grants	50.0M	LDCs/SIDS	Adaptation	International	4.3	0K	100K	Yes	No	2018	2019		
48	Public	resilience of vulnerable small farmers project	Latin America and the Caribbean	Project	30.0M	Grants	62.0M		Adaptation	International	4.3	0K	175K	No	No	2018	2019		
49	Public	Clean cooking project	Africa	Project	8.2M	Grants	16.2M	Africa	Mitigation	International	4.3	2,076K	6,580K	No	No		2018		
50	Public	Rural households and communities project	Latin America and the Caribbean	Project	38.2M	Grants	119.9M	SIDS	Cross-cutting	International	5.1	5,700K	50K	Yes	No	2018	2019		
51	Public	Africa Climate Risk Financing Programme: Building the resilience of smallholder farmers to climate change impacts in Africa - Sahel	Africa	Programme	119.3M	Grants	802.5M	LDCs/Africa	Adaptation	International	4.3	0K	3,728K	Yes	Yes		2018		
52	Public	Ecosystem project	Latin America and the Caribbean	Project	187.4M	Grants,Loans	285.6M	SIDS	Adaptation	Direct	4.3	0K	1,750K	Yes	Yes	2019	2019		
53	Public	Forest project	Latin America and the Caribbean	Project	81.8M	Grants,Loans	177.9M		Cross-cutting	Direct	4.3	46,100K	56K	Yes	No	2019	2019		
54	Public	Food security project	Asia-Pacific	Project	9.0M	Grants	9.7M	SIDS	Cross-cutting	Direct	4.3	0K	99K	Yes	No	2019	2019	SAP	
55	Public	REDD+ RBP project	Asia-Pacific	Project	TBC ^f	Grants	TBC		Mitigation	International	4.3	0K	0K	No	No	2019	2019		REDD + RBP
56	Public	Energy Efficiency project	Latin America and the Caribbean	Project	14.3M	Grants,Loans	16.3M	SIDS	Mitigation	Direct	4.3	69K	3,902K	Yes	Yes		2019		EDA
57	Public	REDD+ project	Latin America and the Caribbean	Project	TBC	TBC	TBC		Mitigation	International	5.1	0K	0K	No	Yes	2019	2019		REDD + RBP
58	Public	FAO Côte d'Ivoire	Africa	Project	10.0M	Grants	11.2M	Africa	Mitigation	International	4.3	5,400K	607K	No	No	2019	2019	SAP	
59	Public	Drought project	Asia-Pacific	Project	9.3M	Grants	10.6M	LDCs	Cross-cutting	Direct	4.3	0K	265K	Yes	No	2019	2019	SAP	
Subtotal (public)					2,217.6		5,098.4												
60	Private	Transportation Programme	Asia-Pacific	Project	59.2M	Loans	164.2M		Mitigation	International	4.3	44K	0K	Yes	No		2016		
61	Private	Green Bond Programme	Africa, Asia-Pacific, Eastern	Programme	75.0M	Equity	2,100.0M	LDCs/SIDS/Africa	Mitigation	International	5.2	90,000K	0K	Yes	No		2016		

No	Sector	Project/programme title	Region	Project/programme	GCF amount (USD) ^a	Financial instrument	Total size (USD)	LDCs/SIDS/African States	Theme	Direct/International access	Stage ^c	Impact potential ^d		EWP? ^e	CP? ^e	Year of CN submission	Year of FP submission	SAP	RFP
												Mitigation (MtCO ₂ e)	Adaptation (k beneficiaries)						
			Europe, Latin America and the Caribbean																
62	Private	Renewable Energy Programme	Asia-Pacific	Project	95.0M	Grants,Loans	581.5M	LDCs	Mitigation	International	5.2	4,600K	0K	Yes	No		2016		
63	Private	Renewable energy programme	Africa	Programme	140.0M	Loans,Guarantee	505.0M	Africa	Mitigation	International	4.3	5,346K	0K	No	No	2016	2017		
64	Private	Green Climate Finance Programme	Latin America and the Caribbean	Programme	100.0M	Loan,Grant	195.2M		Mitigation	Direct	5.2	15,500K	0K	Yes	No	2017	2018		
65	Private	Forestry Project	Africa, Latin America and the Caribbean	Project	60.0M	Grants, Results-based payments	410.8M	Africa	Mitigation	International	4.3	0K	0K	No	No	2017	2019		MFS
66	Private	REDD+ Programme	Africa, Latin America and the Caribbean	Programme	69.1M	Grants,Loans	111.6M	LDCs/Africa	Mitigation	International	5.3	15,000K	0K	Yes	Yes	2017	2018		MFS
67	Private	Renewable Energy Programme	Africa	Programme	16.5M	Grants,Equity	69.0M	LDCs/Africa	Mitigation	Direct	5.2	198,500K	0K	Yes	Partly	2017	2018		MFS
68	Private	Renewable Energy Programme	Africa	Programme	85.0M	Grants,Equity	450.0M	LDCs/Africa	Mitigation	International	5.1	0K	0K	Yes	Yes	2017	2018		MFS
69	Private	Landscape and Livelihoods Project	Asia-Pacific	Project	66.2M	Grants,Loans	126.2M		Cross-cutting	International	4.3	0K	0K	No	No	2017	2019		MFS
70	Private	Renewable Energy Programme	Latin America and the Caribbean	Programme	148.8M	Grants,Loans	485.0M		Mitigation	International	5.1	0K	0K	Yes	No	2017	2018		MFS
71	Private	Forestry Programme	Africa, Latin America and the Caribbean	Programme	25.0M	Equity	140.0M	LDCs/Africa	Mitigation	International	5.2	20,000K	0K	No	No	2017	2019		MFS
72	Private	Renewable Energy Project	Latin America and the Caribbean	Project	9.9M	Grants,Loans	47.9M	LDCs/SIDS	Cross-cutting	International	5.2	214K	269K	Yes	No	2017	2019	SAP	MFS
73	Private	Transportation Programme	Latin America and the Caribbean	Programme	16.8M	Grants,Equity	40.8M		Mitigation	Direct	4.3	0K	0K	Yes	No	2017	2018		MFS
74	Private	Water Project	Africa	Project	28.0M	Loans	225.0M	Africa	Adaptation	Direct	5.2	0K	4,185K	Yes	Yes		2018		
75	Private	Green Finance Programme	Asia-Pacific	Programme	27.0M	Grants,Loans,Equity	50.0M		Mitigation	Direct	5.2	3,158K	0K	No	Yes		2018		
76	Private	Renewable Energy Programme	Africa	Programme	52.5M	Grants,Equity	103.5M	LDCs/Africa	Cross-cutting	International	4.3	0K	0K	No	Yes	2018	2018		
77	Private	Agriculture and livestock project	Latin America and the Caribbean	Programme	106.9M	Grants,Loans	306.9M		Cross-cutting	International	5.2	46,494K	600K	Yes	Yes	2018	2019		

No	Sector	Project/programme title	Region	Project/programme	GCF amount (USD) ^a	Financial instrument	Total size (USD)	LDCs/SIDS/African States	Theme	Direct/International access	Stage ^c	Impact potential ^d		EWP? ^e	CP? ^e	Year of CN submission	Year of FP submission	SAP	RFP
												Mitigation (MtCO ₂ eq)	Adaptation (k beneficiaries)						
78	Private	Private sector climate investment facility	Latin America and the Caribbean	Programme	30.0M	Grants	530.0M		Cross-cutting	International	5.1	25,600K	0K	No	Partly		2018		
79	Private	Climate Resilient Agriculture project	Africa	Project	18.1M	Grants,Loans	43.7M	LDCs/Africa	Cross-cutting	International	4.3	330K	0K	No	No	2019	2019		
Subtotal (private)					1,229.0		6,686.4												
Overall total (public + private)					3,446.5		11,784.7												

Abbreviations: CN = concept note, CP = country programme; EDA = enhancing direct access, EE = Eastern Europe, EWP = entity work programme, LAC = Latin America and the Caribbean, LDCs = least developed countries, MFS = mobilizing funds at scale, MSME = micro, small and medium-sized enterprises, SAP = simplified approval process, REDD-plus RBP = reducing emissions from deforestation and forest degradation (result-based payment), RFP = request for proposal, SIDS = small island developing States.

^a The individual funding amounts are rounded to the nearest tenth.

^b The requested GCF amount in euros is converted into United States dollars at the United Nations Operational Rates of Exchange effective as at 31 December 2019 (1 EUR = 1.11607143 USD).

^c Stage: (4.3) funding proposal receipt and completeness check; (5.1) second-level due diligence by the Secretariat; (5.2) submission to the independent Technical Advisory Panel; and (5.3) submission to the Board. Stage numbers are according to the updated project and programme cycle (decision B.17/09, annex IV).

^d Since the funding proposal is at an early stage of development, the accredited entity is still in the process of quantifying the mitigation and adaptation impacts

^e Information under columns "EWP" and "CP" should not be interpreted as confirmation of whether a funding proposal is supported by NDAs/focal points or accredited entities at the date of publication of this report. Under column "CP": (i) "Partly" indicates that a multi-country funding proposal is captured in only part of the country programmes of relevant countries; and (ii) "No" may indicate that the country has not shared a CP with the Secretariat (hence no information is yet available) or that the funding proposal is not included in the latest version of the CP shared with the GCF Secretariat. It must be noted that funding proposals in early development stages may have been presented to the GCF Secretariat with different titles in EWPs and CPs, hence not allowing the Secretariat to identify them as the same project until further consultations take place with AEs and NDAs or focal points. The Secretariat of the GCF requests accredited entities to provide an update of their EWPs twice a year. Country programming updates observe a schedule that takes into account country planning schedules and country-Secretariat engagement on pipeline development, inter alia.


^f The financing amount of REDD+ RBP projects are indicated as "TBC" because it is determined only after the assessment and application of the scorecard by secretariat and ITAP



Annex II: List of Project Preparation Facility applications

Project Preparation Facility applications in the GCF pipeline at different stages of the review process

No.	Sector	Project Name	Region	PPF Amount	Financial instrument	LDCs/SIDs /African States	Theme	Entity Type	Latest Stage
1	Public	Development of an Integrated, Sustainable and Resilient Agricultural Project to Climate Change	Africa	717,407	Grant	Yes	Cross-cutting	National	8
2	Public	Preparatory Assessments for Climate Resilience	Africa	934,185	Grant	Yes	Adaptation	International	
3	Private	Green Finance Corporation	Asia-Pacific	373,290	Equity	No	Mitigation	National	
4	Public	Rural Green Economy and Climate Resilient Development Programme	Africa	1,498,841	Grant	Yes	Cross-cutting	National	
5	Public	Energy Efficiency Programme	Africa	318,060	Grant	Yes	Mitigation	Regional	6
6	Public	Waste Management Programme	Africa	1,386,750	Grant	Yes	Mitigation	Regional	
7	Public	Enhancing Early Warning Systems to build greater resilience to hydro and meteorological hazards	Asia-Pacific	535,833	Grant	Yes	Adaptation	International	
8	Public	Sustainable Transport for Intermediate Cities	Latin America and the Caribbean	1,415,750	Grant	No	Mitigation	Regional	
9	Public	Pilot project of hydro agricultural permiters development	Africa	439,134	Grant	Yes	Cross-cutting	Regional	
10	Public	Transformative public and private partnerships for climate change adaptation and mitigation through the protection of mangroves and wetlands	Latin America and the Caribbean	277,172	Grant	No	Cross-cutting	International	
11	Public	Integrated Landscape Management Initiative (IJLMI)	Asia-Pacific	282,633	Grant	No	Cross-cutting	International	
12	Public	Arundo donax Renewable Biomass Fuel	Latin America and the Caribbean	694,000	Grant	Yes	Cross-cutting	Regional	
13	Public	Devolved climate change governance to strengthen resilience of communities' in target counties	Africa	371,200	Grant	Yes	Adaptation	National	
14	Public	Low-Emission and Climate Resilient Agriculture	Latin America and the Caribbean	670,600	Grant	No	Cross-cutting	Regional	
15	Private	Mini-grid/off-grid Solution	Asia-Pacific	926,425	Repayable Grant	No	Cross-cutting	National	
16	Public	Bus Rapid Transit Development	Asia-Pacific	800,000	Grant	No	Mitigation	National	
17	Public	Reduce, Reuse and Recycle for climate resilience wastewater systems	Latin America and the Caribbean	1,023,703	Grant	Yes	Cross-cutting	Regional	
18	Public	Ecosystem and livelihoods resiliency	Africa	365,316	Grant	Yes	Cross-cutting	International	
19	Public	Climate Resilient Coastal Forestry	Asia-Pacific	249,702	Grant	Yes	Cross-cutting	National	
20	Private	Promoting private sector investment for garment sector	Asia-Pacific	265,385	Grant	Yes	Mitigation	National	
21	Private	Promoting private sector investment for textile sector	Asia-Pacific	263,490	Grant	Yes	Mitigation	National	
22	Public	Climate Resilient Fishery Initiative	Africa	277,469	Grant	Yes	Adaptation	International	
23	PPP	Fast Train Passenger Project	Latin America and the Caribbean	240,000	Grant	No	Mitigation	Regional	
24	Public	Green City Pilot	Africa	1,030,750	Grant	Yes	Cross-cutting	National	5
25	Public	Strengthening Urban Resilience	Latin America and the Caribbean	550,000	Grant	No	Cross-cutting	International	
26	Public	Mainstreaming Climate Smart Planning	Africa	664,747	Grant	Yes	Cross-cutting	National	



27	Public	Green Transport Program	Asia-Pacific	526,311	Grant	Yes	Mitigation	International	
28	Public	Transformative green development: Stimulating investment in developing sustainable economies through enhanced environmental services and climate resilience	Africa	1,435,144	Grant	Yes	Cross-cutting	National	3
29	Public	Strengthening the resilience of ecosystems and populations	Africa	331,067	Grant	Yes	Adaptation	International	
30	Public	Coastal and Marine Ecosystem Resilience Programme	Asia-Pacific	580,071	Grant	Yes	Adaptation	International	
31	Public	Securing Permanent Forests to Combat Climate Change	Africa	547,668	Grant	Yes	Cross-cutting	International	2
32	Public	Eco-friendly Tourism	Asia-Pacific	1,144,000	Grant	No	Cross-cutting	National	
33	Public	Building indigenous community resilience with low emission sea transportation	Asia-Pacific	408,250	Grant	Yes	Cross-cutting	Regional	
34	Public	Mainstreaming Coral Reef Resilience and Restoration as an Ecosystem-based Adaptation Strategy to Climate Change	Latin America and the Caribbean	788,649	Grant	Yes	Adaptation	Regional	
35	Private	Electric Bus Project	Africa	788,000	Grant	Yes	Mitigation	International	
36	Private	Sustainable Wave Energy	Asia-Pacific	1,164,775	Grant	No	Mitigation	National	
37	Public	Water Reuse Programme	Africa	479,846	Grant	Yes	Adaptation	Regional	
38	Public	Climate Resilient Systems for Water Sector: Hydrological Cycle Observation System	Africa	1,496,220	Grant	Yes	Adaptation	Regional	
39	Public	Building Resilient and healthy	Asia-Pacific	322,574	Grant	Yes	Adaptation	National	
40	Public	Strengthening and enhancing the application of Environmentally Sound Technologies	Asia-Pacific	1,500,000	Grant	No	Cross-cutting	International	99
41	Public	Preservation and restitution of ecosystem services	Latin America and the Caribbean	704,000	Grant	No	Cross-cutting	International	
42	Public	Building climate change resilience of small scale and subsistence farmers	Africa	410,000	Grant	Yes	Adaptation	International	
43	Public	Restoring forests and agrosystems	Africa	299,187	Grant	Yes	Cross-cutting	International	
44	Public	Coastal protection project	Africa	928,260	Grant	Yes	Adaptation	International	
45	Public	Enhancing adaptive capacity of local communities and restoring carbon sink potential	Africa	295,826	Grant	Yes	Cross-cutting	International	
46	Public	Catalysing the transformation to a solar based economy	Latin America and the Caribbean	166,669	Grant	No	Cross-cutting	National	
47	Public	Global Climate Services for Energy	Eastern Europe, Africa	1,028,100	Grant	Yes	Cross-cutting	International	
48	Public	Linking Climate Knowledge to Action for Resilience	Africa	842,497	Grant	Yes	Adaptation	International	
49	Public	Implementation of Integrated Atmospheric Composition Services	Africa	706,200	Grant	Yes	Cross-cutting	International	
50	Private	Green Investment Platform	Latin America and the Caribbean	854,600	Grant	No	Cross-cutting	Regional	
51	Public	Accelerating Adoption of Electric Mobility	Latin America and the Caribbean	896,500	Grant	No	Mitigation	International	
52	Public	Reef Landscape Project	Latin America and the Caribbean	486,823	Grant	Yes	Cross-cutting	International	
53	Public	Promotion of energy efficient appliances, lighting and equipment	Asia-Pacific	1,500,000	Grant	Yes	Mitigation	International	
54	Public	Low-emission and Climate Resilient Dairy Development Project	Africa	210,000	Grant	Yes	Cross-cutting	International	



55	Public	Increased Climate Resilience of rural households and communities	Latin America and the Caribbean	211,704	Grant	Yes	Adaptation	International
56	Public	Renewable Energy - Solar PV Programmatic Solutions	Africa	1,495,000	Repayable Grant	Yes	Mitigation	Regional
57	Public	Building Resilience in the Water Sector	Africa	450,000	Grant	Yes	Adaptation	International
58	Public	Increasing Carbon Sinks and Enhancing Climate Resilience of the Vulnerable Groups through Sustainable Management of Peatlands	Asia-Pacific	730,829	Grant	No	Cross-cutting	National
59	Public	Building resilience of vulnerable farmers and ecosystems	Latin America and the Caribbean	264,800	Grant	No	Adaptation	International
60	Public	Coastal and Marine Ecosystem Resilience Programme	Asia-Pacific	1,489,381	Grant	Yes	Adaptation	Regional
61	Public	Programme for Climate-Smart Agroforestry-based Entrepreneurship	Africa	207,720	Grant	Yes	Cross-cutting	National
62	Public	Enhancing the sustainability of the national energy matrix and the competitiveness of forest production	Latin America and the Caribbean	881,000	Grant	No	Cross-cutting	Regional
63	Private	Cable Car Project	Africa	1,078,375	Grant	Yes	Mitigation	International
64	Public	Agriculture and livelihood adaptation to drought	Asia-Pacific	1,250,000	Grant	Yes	Adaptation	National
65	Private	The Green Outcomes Fund	Africa	1,500,000	Grant	Yes	Cross-cutting	Regional
66	PPP	Catalysing Climate Investments in the Agricultural Sector	Asia-Pacific	368,160	Grant	Yes	Adaptation	National
67	Public	Strengthening Resilience of Coastal Ecosystems	Africa	282,500	Grant	Yes	Adaptation	International
68	Public	Increasing the resilience of livelihood options of vulnerable communities	Africa	861,000	Grant	Yes	Adaptation	International
69	Public	Climate Resilient Organic Livelihood Project	Asia-Pacific	305,778	Grant	Yes	Adaptation	Regional
70	Public	Strengthening resilience of rural livelihoods to climate risks	Asia-Pacific	975,000	Grant	Yes	Cross-cutting	International
71	Public	Solar Technology District	Latin America and the Caribbean	1,500,000	Grant	No	Mitigation	Regional
72	Public	Electric Mobility	Africa	440,800	Grant	Yes	Mitigation	International
73	Private	Promoting large scale adoption of energy saving technologies for the industrial and household sectors	Asia-Pacific	721,120	Grant	Yes	Cross-cutting	National
TOTAL				52,426,246				

Note: The list includes Project Preparation Facility (PPF) applications submitted with formal no-objection letters from national designated authorities. Stage 1: PPF application with concept note receipt and completeness check; Stage 2: concept note under Secretariat review and accredited entities revision; Stage 3: concept deemed ready for PPF support and PPF application under Secretariat review and accredited entities revision; Stage 4: PPF application endorsed; Stage 5: PPF application approved; Stage 6: PPF application under implementation; Stage 7: PPF activities completed; Stage 8: funding proposal submitted; Stage 99: inactive, including withdrawn and no response from the accredited entity for over six months.

Abbreviations: LDCs = least developed countries, SIDS = small island developing States.