



**GREEN  
CLIMATE  
FUND**

**Meeting of the Board**  
17 - 20 October 2018  
Manama, Bahrain  
Provisional agenda item 16(b)

**GCF/B.21/Inf.11/Rev.01**  
27 September 2018

---

# Status of the GCF pipeline, including the status of Project Preparation Facility requests

---

## **Summary**

This document provides an update of the GCF pipeline of projects and programmes, including the status of Project Preparation Facility applications, for the reporting period of 1 May to 31 August 2018.

---

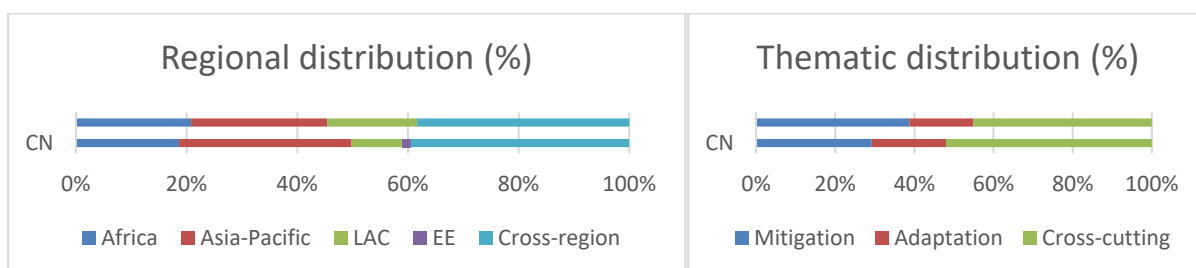
## Table of Contents

Executive summary: snapshot of GCF pipeline	1
I. Overall status of the GCF pipeline	2
1.1 Funding proposal pipeline	2
1.2 Concept note pipeline	5
II. Status of the pipeline of projects from direct access entities and the Project Preparation Facility	6
III. Status of simplified approval process pilot scheme	7
IV. Status of active requests for proposals	8
4.1 Enhanced direct access	8
4.2 Pilot programme to support micro-, small and medium-sized enterprises	9
4.3 Mobilizing funds at scale	9
4.4 REDD-plus result based payment	10
V. Status of pipeline knowledge management	11
Annex I: List of funding proposals	13
Annex II: List of Project Preparation Facility applications	19

## Executive summary: snapshot of GCF pipeline

This executive summary provides a snapshot of the GCF pipeline as at 31 August 2018, comprising funding proposals and concept notes submitted to the GCF Secretariat. The key tables/figures show the sectoral, regional and thematic breakdown of funding proposals and concept notes, as well as the current status of active requests for proposals and the simplified approval process pilot scheme.

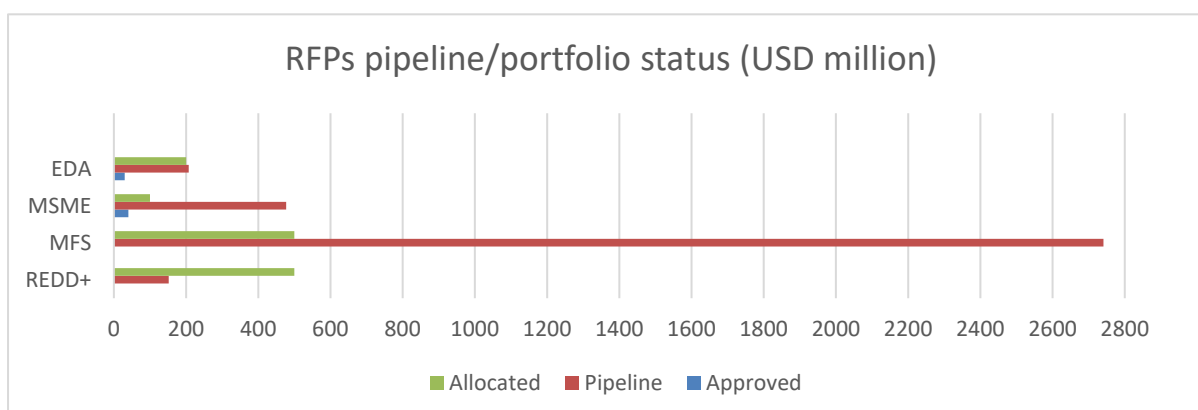
Sectoral distribution	Funding proposals		Concept notes	
	GCF funding requested (million USD)	Number of proposals	GCF funding requested (million USD)	Number of concept notes
<b>Public</b>	3,559.9	77	5,700.8	123
<b>Private</b>	2,716.5	26	3,056.2	53
<b>PPP</b>	-	-	1,406.5	16
<b>Total</b>	6,276.5	103	10,163.6	192
<b>(% from DAE)</b>	28%	26%	12%	22%



Within the pipeline, funding proposals and concept notes submitted under active request for proposals (RFPs) and the simplified approval process pilot are as follows:

		Allocation		Pipeline		Approved	
		Amount (million USD)	No.	Funding requested (million USD)	No. (FP+CN)	Funding approved (million USD)	No.
<b>Active RFPs</b>	EDA	200	min.10	207.4	11 (3+8)	30	2
	MSME I	100	N/A	477.2	22 (1+21)	40	2
	MFS	500	N/A	2,740.8	30 (6+24)	-	-
	REDD-plus	500	min.3	152.0	3 (2+1)	-	-

		Trigger for review		Pipeline		Approved	
		Amount (million USD)	No.	Funding requested (million USD)	No. (FP+CN)	Funding approved (million USD)	No.
<b>Pilot scheme</b>	SAP	80	N/A	217.5	24 (7+17)	9.3	1



## I. Overall status of the GCF pipeline

### 1.1 Funding proposal pipeline

1. At its eleventh meeting, the Board requested the Secretariat to provide an update of the pipeline portfolio and to submit it for information to the Board as part of the documentation submitted for every Board meeting.<sup>1</sup> This status report responds to the Board’s request and provides an update for the reporting period of 1 May to 31 August 2018.

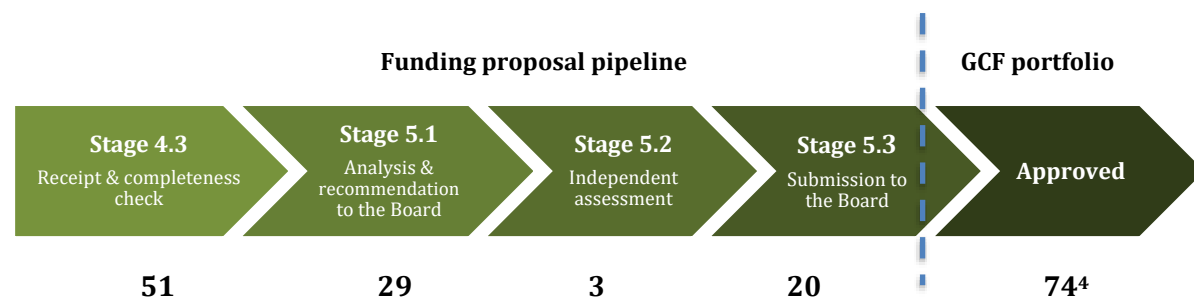
2. As at 31 August 2018,<sup>2</sup> the GCF pipeline comprised 103 public and private sector funding proposals, which request a total GCF funding of USD 6.3 billion to support projects and programmes totalling USD 25.9 billion, when taking co-financing into account.<sup>3</sup>

3. Table 1 presents the overview of the pipeline, broken down into different sectors, and figure 1 presents the status of the funding proposals in the pipeline with respect to their level of progress in the GCF due diligence process. The geographical distribution of the pipeline is presented in figures 2 and 3. In addition, a further breakdown of the geographical distribution of the pipeline by the least developed countries (LDCs), small island developing States (SIDS) and Africa, respectively, can be found in figures 3.1, 3.2 and 3.3.

**Table 1: GCF pipeline overview for funding proposals**

		PUBLIC	PRIVATE
<b>NUMBER</b>	Number of funding proposals	77	26
	- New proposals during the reporting period (1 May to 31 August 2018)	30	11
<b>AMOUNT</b>	GCF funding (million USD)	3,559.9	2,716.5
	Co-financing (million USD)	6,374.6	13,289.9
	<b>Total investment (GCF + co-financing, million USD)</b>	<b>9,934.5</b>	<b>16,006.4</b>

**Figure 1: Status of funding proposal progress**



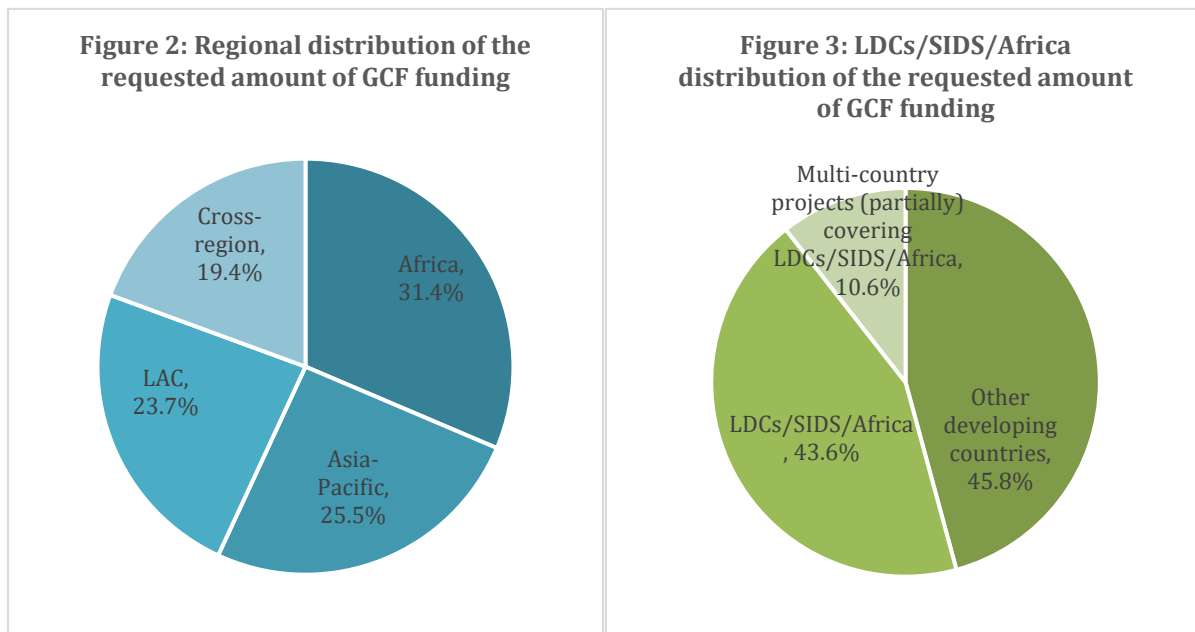
\* Stage numbers are according to the updated project and programme cycle (annex IV to decision B.17/09)

<sup>1</sup> Decision B.11/11, paragraph (g).

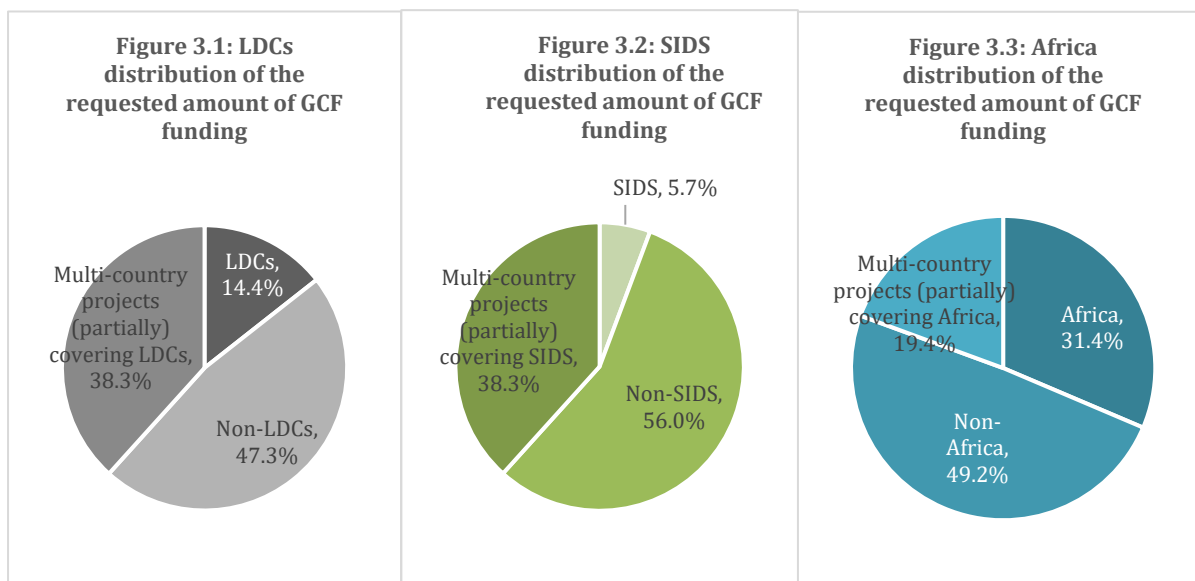
<sup>2</sup> The requested GCF amount in euros is converted into United States dollars at the United Nations Operational Rates of Exchange effective as at 1 September 2018 (1 EUR = 1.16550117 USD).

<sup>3</sup> The full list of funding proposals is provided in document GCF/B.21/Inf.11/Add.01 titled “Status of the GCF pipeline – Addendum: List of funding proposals and project preparation facility requests”. Owing to the deliberative nature of the document, the addendum is made available to the Board on a limited distribution basis.

<sup>4</sup> Note that the approval of FP029 lapsed on 23 October 2017; and the approval of FP020 and FP030 lapsed on 28 July 2018. Accordingly, this results in 74 approved projects/programmes – 59 public sector and 15 private sector as of 26 September 2018.



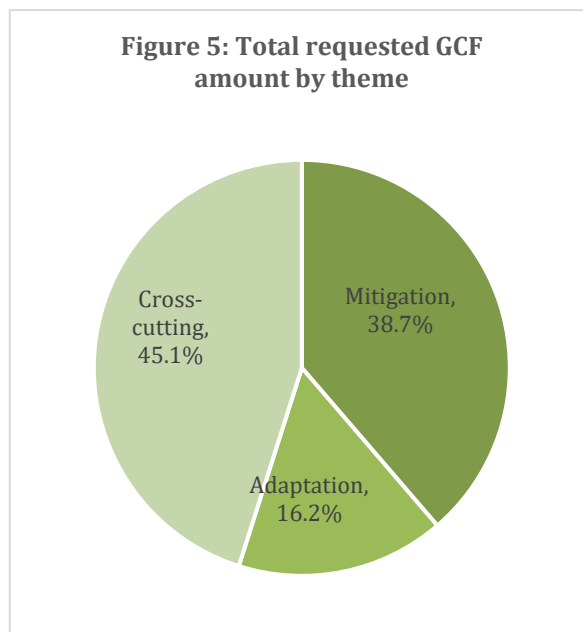
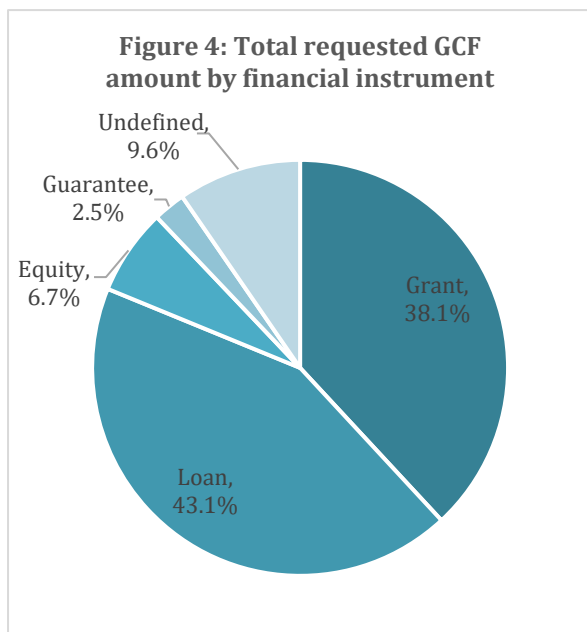
Abbreviations: LAC = Latin America and the Caribbean, LDCs = least developed countries, SIDS = small island developing States.



Abbreviations: LDCs = least developed countries, SIDS = small island developing States.

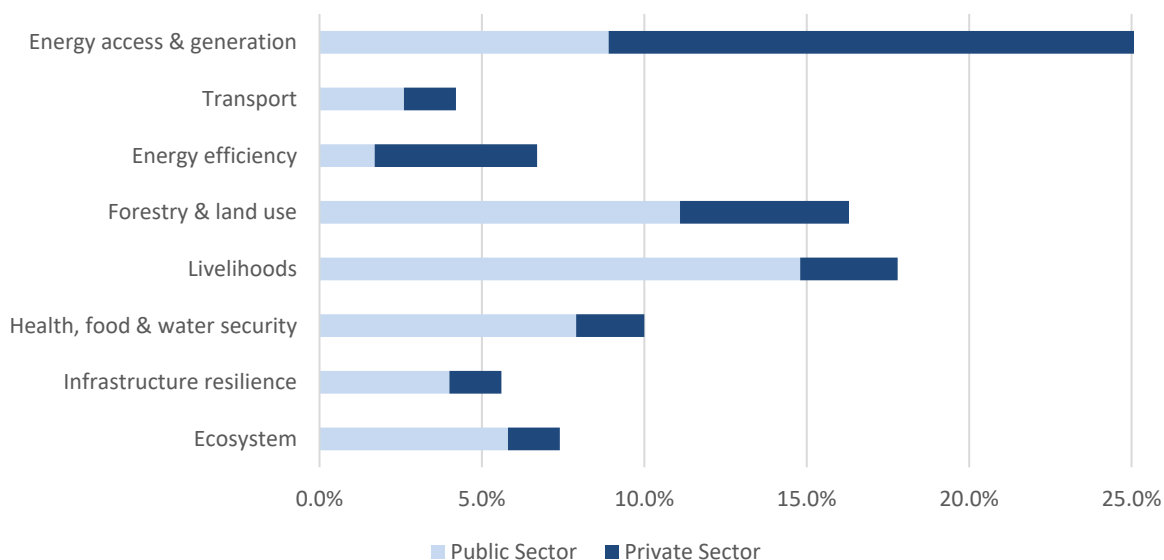
4. The distribution of the pipeline by financial instrument and theme is provided in figures 4 and 5.<sup>5</sup>

<sup>5</sup> A mitigation and adaptation breakdown of cross-cutting funding proposals is not available in the pipeline stage owing to insufficient information available in the current funding proposal template. The Secretariat will address this issue once the funding proposal template has been revised, probably after the twenty-first or twenty-second meeting of the Board.



5. The distribution of the requested funding of the pipeline across the eight result areas of GCF is presented in figure 6.

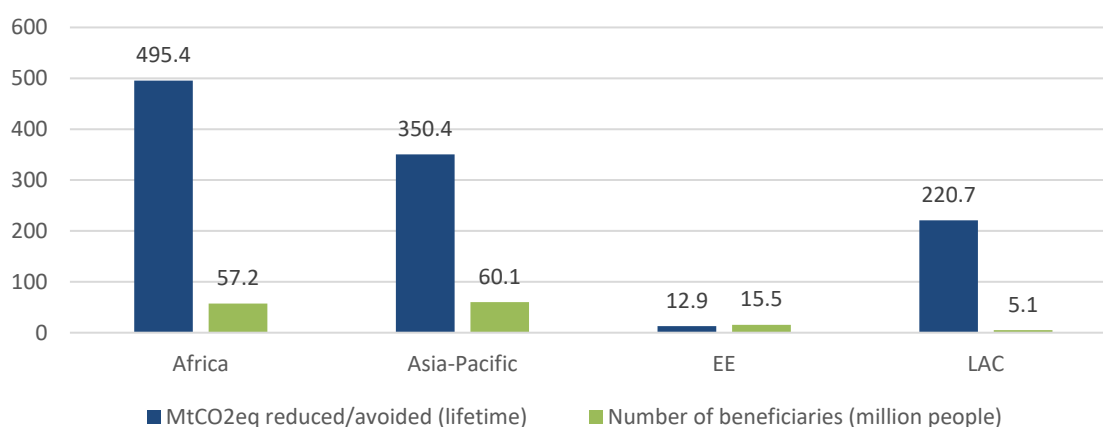
**Figure 6: Requested GCF funding by results areas (percentage)<sup>a</sup>**



<sup>a</sup>The breakdown of GCF funding into the eight results areas is based on the simple attribution according to the number of results areas marked in each proposal, unless otherwise noted in the proposals.

6. The climate impact potential of the pipeline in terms of the contribution to GCF core indicators is presented in figure 7.

**Figure 7: Estimated climate impact potential by region**  
(Mitigation potential: 1,079.4 MtCO<sub>2</sub>eq/Adaptation potential: 137.8 million people)



*Abbreviations:* MtCO<sub>2</sub>eq = metric tonnes carbon dioxide equivalent, EE = Eastern Europe, LAC = Latin America and the Caribbean.

<sup>a</sup> At the pipeline stage, the estimated data of impact potential may be preliminary and expected to be increasing.

7. The list of the funding proposals in the pipeline at different stages of the review process, are presented in annex I. Many of the submitted funding proposals were drawn from the country programme briefs and entity work programmes, the status of which is also presented in annex I.

8. The average time taken for funding proposals in 2018, from the date of first funding proposal submission to the date of first feedback from the Secretariat, is 55 days for all accredited entities (AEs), and 52 days for direct access entities (DAEs). The average time taken from the first submission of funding proposal for Board approval is 250 days for all AEs, and 205 days for DAEs. This led to subsequent disbursements of USD 371.7 million (excluding AE fees) for all AEs, including USD 59.0 million for DAEs, as at 31 August 2018.

## 1.2 Concept note pipeline

9. The GCF pipeline for concept notes as at the reporting date is shown in table 2.

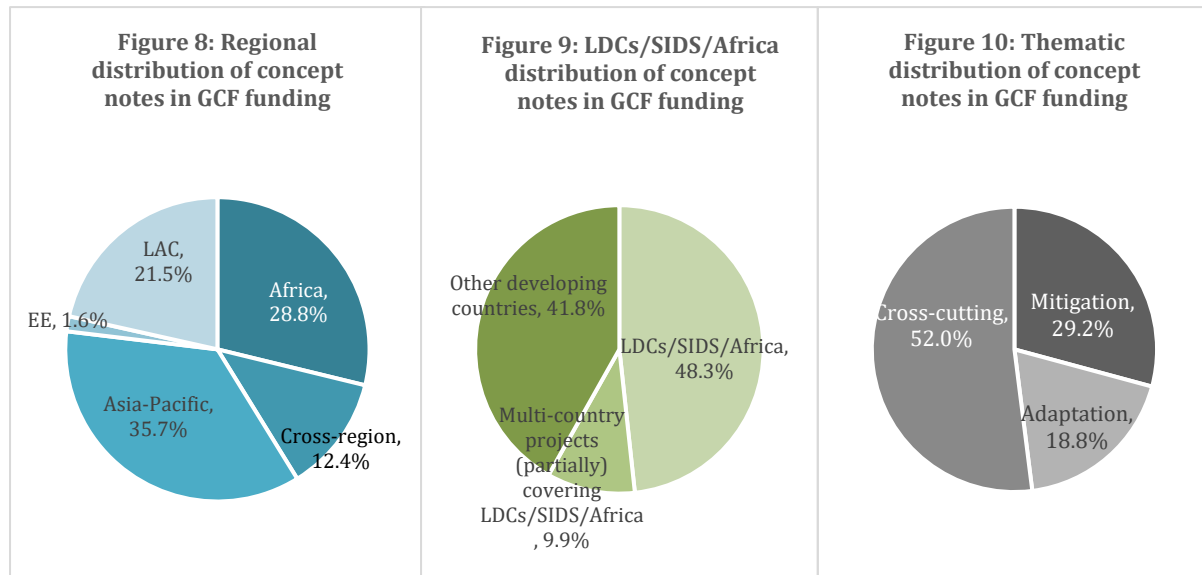
10. Among 192 concept notes registered in the GCF pipeline, 15 have subsequently requested project preparation support from the Project Preparation Facility (PPF) and are included in the total of 56 PPF applications as detailed in section II below.

**Table 2: GCF pipeline overview for concept notes<sup>a</sup>**

		PUBLIC	PRIVATE	PUBLIC & PRIVATE PARTNERSHIP
<b>NUMBER</b>	Number of concept notes	123	53	16
	- New proposals during the reporting period (1 May to 31 August 2018)	28	4	4
<b>AMOUNT</b>	GCF funding (million USD)	5,700.8	3,056.2	1,406.5
	Co-financing (million USD)	9,986.1	11,068.8	2,817.6
	<b>Total investment (GCF + co-financing, million USD)</b>	<b>15,686.9</b>	<b>14,125.0</b>	<b>4,224.1</b>

<sup>a</sup> The full list of funding proposals is provided in document GCF/B.21/Inf.11/Add.02 titled "Status of the GCF pipeline – Addendum: List of concept notes". Owing to the deliberative nature of the document, the addendum is made available to the Board on a limited distribution basis.

11. Figures 8, 9<sup>6</sup> and 10 present the geographical distribution, including the distribution of funding to LDCs/SIDS/Africa, and the thematic distribution of the requested GCF funding for the concept notes.



*Abbreviations:* EE – Eastern Europe, LAC = Latin American and the Caribbean, LDCs = least developed countries, SIDS = small island developing States.

12. The average time taken in 2018 between the date of the concept note submission from the AEs and the date of the feedback from the Secretariat is 45 days for all AEs and 46 days for DAEs.

## II. Status of the pipeline of projects from direct access entities and the Project Preparation Facility

13. The GCF pipeline for DAEs as at the reporting date is shown in table 3.

**Table 3: GCF pipeline for direct access entities**

	Number of funding proposals	Percentage (in relation to total pipeline)	Requested GCF funding (million USD)	Percentage (in relation to total investment)
<b>Funding proposals</b>	27	26.5	1,742.8	27.7
<b>Concept notes</b>	41	21.8	1,251.4	12.3

14. The Secretariat continues to work closely with DAEs and national designated authorities (NDAs)/focal points in developing their pipelines of proposals to be submitted to GCF.

15. As at the reporting date, the Secretariat was working on a pipeline of 37 PPF applications with letters of no objection from the NDAs/focal points, of which 22 (60 per cent) are from DAEs. Out of these 37 applications, 15 applications are approved and endorsed. Among the 15 applications, 12 have been approved, of which 8 (67 per cent) are from DAEs. As at the reporting date, the total approved amount for PPF applications was USD 8.8 million, of which

<sup>6</sup> The further breakdowns for LDCs, SIDS and Africa respectively are as follows:

For LDCs: 26.8 LDCs, 60.7% non-LDCs and 12.5% multi-country projects partly covering LDCs;

For SIDS: 9.8% SIDS, 77.7% non-SIDS and 12.5% multi-country projects partly covering SIDS;

For Africa: 28.8% Africa, 58.7% non-Africa and 12.5% multi-regional projects partly covering Africa.



USD 4.8 million had been disbursed. One approved PPF application has been successfully completed and provided the basis for a funding proposal submitted by the Ministry of National Resources of Rwanda, which was approved at the nineteenth meeting of the Board (B.19) on 1 March 2018. Among the 3 endorsed PPF applications, 1 is from a DAE. Of the 22 PPF applications not yet approved or endorsed, 14 are pending their associated concept note being strengthened and cleared as per GCF investment criteria to enable PPF support. In addition to the 37 active applications, there are another 19 PPF applications received but are not currently active due to different reasons, including applications withdrawn by the AEs and no resubmission or communication from the AEs for over 6 months. Of these 19 inactive applications, 15 are from international AEs and 4 are from DAEs. The list of these PPF applications, including those approved, is presented in annex II.

16. Processing of PPF requests and the time involved is a function of the review of the underlying project concept note for which project preparation support is being sought, as well as the PPF application itself. One of the barriers to increased numbers of PPF applications approved is the varied pace and quality of project concept notes, especially from DAEs. To help DAEs to overcome this barrier, the Secretariat is providing limited upstream technical assistance to DAEs upon their request for strengthening their concept notes and associated PPF applications. The Secretariat is currently providing technical assistance to six DAEs for strengthening their concept notes and associated PPF applications.

17. The Secretariat is undertaking a series of actions to substantially increase the pace of processing and substantive quantity of approved PPF applications and the project concept notes they are designed to advance. As at 31 August 2018, the Secretariat had provided substantive written feedback to AEs and NDAs for 54 of the 56 PPF applications. The Secretariat has also strengthened its capacity to support DAEs and countries in designing strong project concept notes and associated applications for project preparation support from the PPF by drawing on the expertise of sector-focused off-site project preparation consultants. As at the reporting date, six DAEs had received this technical assistance, and more is being planned. The Secretariat is also providing technical support from sector-focused off-site project preparation consultants to DAEs preparing a simplified approval process (SAP) proposal. As at the reporting date, one DAE was receiving this support. The Secretariat is also developing partnerships with institutions that are leaders in their respective sectors to provide technical resources and sectoral guidance to countries and AEs (particularly DAEs) to strengthen the quality of their project pipelines. Although more support is needed, these efforts are starting to bear fruit, and the number, quality and balance of approved PPF requests from DAEs is expected to increase throughout 2018.

### **III. Status of simplified approval process pilot scheme**

18. Since the launch of the SAP pilot scheme in November 2017, one project submitted by the Environmental Investment Fund (EIF) Namibia, amounting to USD 9.3 million of GCF finance, was approved by the Board at B.19.

19. At the end of August 2018, the SAP pipeline consisted of a total of 24 public and private sector concept notes and funding proposals. The pipeline requested GCF funding amounts to USD 217 million. The total value of the pipeline is almost USD 360 million taking co-financing into account. Since the last reporting date, 10 new proposals have been submitted to the Secretariat, and either have been reviewed with feedback sent to the AEs or are currently under expedited review.

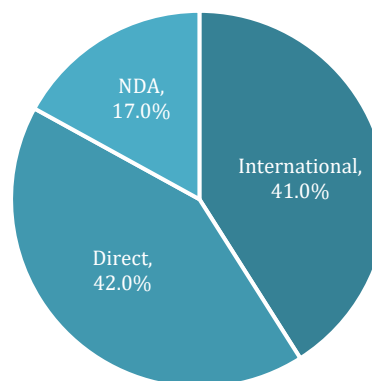
20. Of the 24 proposals in the SAP pipeline, 22 are public sector consisting of 16 concept notes and 6 funding proposals. One concept note and 1 funding proposal are private sector. Two funding proposals (one public sector and one private sector) were reviewed by the Secretariat and the independent Technical Advisory Panel (TAP) and tabled for the twentieth meeting of the Board (B.20). Two other funding proposals are currently reviewed by TAP. These four SAP proposals combined, seek almost USD 37.3M of GCF finance and leverage around USD 14.7M of co-finance.

21. In the SAP pipeline, 59 per cent of the requested GCF funding is from DAEs and NDAs, as shown in figure 11. SAP proposals targeting adaptation results account for 48 per cent of the volume of finance requested, cross-cutting proposals account for 39 per cent and the remaining 13 per cent tackles mitigation.

22. Since B.20 the SAP pipeline is rapidly growing and an increase of SAP submissions is expected in the upcoming months and throughout 2019. This is also the result of the outreach and capacity development delivered to the NDAs and AEs on SAP. The upcoming SAP Online Submission System is likely to further promote an increase in SAP proposal submissions.

23. It is expected that the USD 80M of approved SAP funding proposals, which triggers the SAP review, can be achieved by B.22.

**Figure 11: Requested GCF funding under SAP by AE type (%)**



## **IV. Status of active requests for proposals**

### **4.1 Enhanced direct access**

24. As per decision B.10/04, the Board approved the allocation of up to USD 200 million for at least 10 pilot proposals, including at least 4 pilots to be implemented in SIDS, LDCs and African States. Since the launch of the enhanced direct access (EDA) RFP at the end of June 2016, GCF has approved two funding proposals amounting to USD 30 million of GCF funding. The approved projects include USD 10 million for the “Empower to adapt: creating climate change resilient livelihoods through community-based natural resource management in Namibia” project (FP024) submitted by EIF Namibia, to which GCF has disbursed USD 7.6 million by far; and another USD 20 million for the “Integrated physical adaptation and community resilience through an enhanced direct access pilot in the public, private, and civil society sectors of three Eastern Caribbean small island developing States” project (FP061) submitted by the Department of Environment Antigua to be implemented in Antigua and Barbuda, Dominica and Grenada.

25. As at 31 August, the GCF pipeline comprised eight concept notes and three funding proposals under the EDA RFP, requesting total GCF funding of USD 237 million. Out of the nine concept notes, six had not been active in the past year. Out of the three funding proposals, one had been developed from a concept note since B.19, another had not been approved at the eighteenth meeting of the Board and the other was currently under a PPF and associated concept note review.

## 4.2 Pilot programme to support micro-, small and medium-sized enterprises

26. Through decision B.13/22, the Board approved the micro-, small and medium-sized (MSME) pilot RFP, deciding to limit GCF participation in the first tranche to USD 100 million. Following the closing of the MSME RFP in August 2016 and through the competitive evaluation process, the Board has approved two funding proposals for a total of USD 40 million. The approved projects include USD 20 million for the “Business loan programme for GHG emissions reduction” proposal (FP028) submitted by Mongolia-based XacBank to which GCF has disbursed its total commitment of USD 20 million; and another USD 20 million for the “Low-emission climate resilient agriculture risk sharing facility for MSMEs” proposal (FP048) submitted by the Inter-American Development Bank to be implemented in Guatemala and Mexico.

27. The “SCF capital solutions” proposal (FP029) initially approved for USD 12.2 million for the Development Bank of Southern Africa (DBSA) lapsed in October 2017 as DBSA did not wish to extend the relevant deadline to execute the funded activity agreement in accordance with the Board’s approval.

28. In the first phase of the MSME RFP, the Secretariat learned the potentials and the challenges of working in the MSME segment with various entities. The potentials are localized and innovative technologies and greater community reach from local entities with strong connections to their local communities. These projects, however, were often restricted by the accreditation requirement, as 13 out of 30 concept notes under the MSME RFP programme came from non-accredited entities whom the Secretariat has encouraged either to become accredited or to partner with existing AEs. A proposal to launch a second tranche of the MSME RFP may be presented to the Board in 2019.

## 4.3 Mobilizing funds at scale

29. In accordance with decision B.16/03, the Board approved the mobilizing funds at scale pilot programme in 2017 allocating up to USD 500 million to innovative, high-impact projects and programmes that mobilize private sector investment in climate change activities. The RFP was open to responses from AEs and non-accredited entities and attracted 350 concept note submissions from more than 70 countries with an estimated GCF requested financing of USD 18 billion. The result of the evaluation of the proposals following a rigorous review according to criteria set out in the RFP is as follows:

- (a) **The top 30 concept notes were shortlisted.** Seven submissions were received from AEs and 23 were received from non-accredited entities (of which 5 came from entities currently going through the accreditation process with GCF). The Secretariat is engaging with all proponents of shortlisted concept notes to work with them on the next steps towards developing full funding proposals for consideration by the Board. Around 2 or 3 concept notes are currently being developed into funding proposals to be presented to the Board at its twenty-second meeting (B.22), subject to further review and identification of suitable AEs;
- (b) **Ninety-five concept notes completed the three-level evaluation process.** The 95 concept notes were evaluated under the established evaluation process but were not shortlisted. Of the 95 concept notes, 18 concept notes were submitted by existing AEs, and the Secretariat is currently reviewing these. The Secretariat also invited the proponents of the 77 concept notes not submitted by an AE to work with an AE and reapply through the regular window;

- (c) **A total of 134 concept notes were outside the mobilizing funds at scale scoring criteria.** The Secretariat is seeking to engage on these 134 concept notes where possible; and
- (d) **Ninety-one concept notes were not considered due to incompleteness or double submission.**

#### 4.3.1 Challenges

30. Of the 30 shortlisted concept notes, 7 came from AEs, 5 came from entities currently going through the accreditation process with GCF and 18 came from non-accredited entities.

31. The Secretariat is working closely with the proponents of the 18 concept notes from non-accredited entities to either help them to find suitable AEs who may be interested in partnership or seek accreditation themselves. However, the Secretariat is experiencing difficulties and delays as some existing entities are developing their own projects with similar concepts or otherwise have shown little interest.

32. The entities that have shown interest in seeking accreditation are also facing a long process to secure it, including negotiating and executing accreditation master agreements. The projects that need immediate GCF financing may not move forward because of these and other accreditation-related challenges.

## 4.4 REDD-plus result based payment

33. As per decision B.18/07, the Board allocated up to USD 500 million to the RFPs for the pilot programme for REDD-plus results-based payments. In response to this decision, the secretariat has been working with countries to bring forward high-quality proposals through the pilot programme. The secretariat has recently launched a dedicated web page on REDD-plus containing all the relevant documentation and templates.<sup>7</sup> The web page provides frequent orientation to countries on the requirements for applying to the pilot programme. The Secretariat has been discussing closely with several countries, mainly from Latin America and few from Asia that expressed their intention to submit concept notes. At present three REDD-plus results-based payments concept notes have been received and two complete funding proposals forwarded to the Board for consideration at B.21 and B.22. Notably, the REDD-plus results-based payments pilot has motivated private sector interest in REDD-plus investments. In that sense, the Secretariat is also discussing two private sector proposals that build on the procedures approved by the Board on the pilot programme for REDD-plus results-based payments with the possibility of being presented for Board consideration at B.21 and B.22.

34. The GCF secretariat is planning to develop a series of webinars to provide further information on GCF funding modalities for REDD-plus and to clarify any questions related to the REDD-plus pilot programme.

35. Thirty-eight countries to date have submitted forest reference emission levels (FRELs)/forest reference levels (FRLs) to the United Nations Framework Convention on Climate Change. This illustrates an important indication of potential future submissions and requests for support regarding REDD-plus results-based payments to GCF. The 38 countries and the indicated targets in their FRELs/FRLs target 1.4 billion ha of forests, corresponding to 36 per cent of the global forest area.

---

<sup>7</sup> <https://www.greenclimate.fund/redd>

## V. Status of pipeline knowledge management

36. By decision B.17/09, annex III, the Board requested the Secretariat to develop an online concept note and funding proposal submission portal and improve data management and analytics, including, for example, the AE submission portal and NDA portal. Responding to the decision, the Secretariat has enhanced the quality and transparency of the project pipeline by providing more advanced knowledge management systems to the public, the stakeholders and the internal users.

### 5.1.1 For public users: funding proposal pipeline updates and concept note publication

37. For the public users, the monthly funding proposal pipeline updates and the submitted concept note documents have been published on the GCF website<sup>8</sup> since November 2017, if no objection from the AE on the concept note publication is received. Each document has had an average of 160–200 views. The portfolio dashboard on the GCF website has also been improved by shifting from a manual update to a partial automatic update linked to the database of the GCF internal portfolio management system. The public users as well as the Board, AEs and NDAs can access the general information on the current GCF pipeline and portfolio status, communicate with each other and provide feedback to the Secretariat to improve the data and quality of the project pipeline.

### 5.1.2 For stakeholders: national designated authority/accredited entity portals and online submission of funding proposal and concept note

38. The Secretariat has received much positive feedback with suggestions from NDAs and AEs on the NDA/AE portals since their launch in early 2018. The portals are actively used by many NDAs and AEs as they provides access to a GCF data repository of their project pipeline and portfolio, which includes the status of the concept notes and funding proposals submitted as well as information on approved projects, such as the status of funded activity agreements and disbursements. The portals will be further improved with regard to their content, presentation, usability and data confidentiality based on the feedback received from NDAs and AEs.

39. In an effort to improve the concept notes and funding proposals submission process, the Secretariat has developed an online submission portal. The online submission portal, connected to the AE and NDA portal, will be the one location where all proposal related information and documents can be accessed. The online submission portal will provide improved experience, communication and connection between the NDAs/focal points, AEs and GCF.

40. Currently, the portal is focused on SAP and the Secretariat aims to launch the system before COP24. The online submission portal has been introduced to the NDAs/focal points and AEs via webinars at the end of August. Three webinars have been delivered, taking time zone differences into account. A total of 102 NDAs/focal points and AEs attended the sessions.

41. The Secretariat aims to pilot the online submission portal for the regular concept notes and funding proposals after the funding proposal template is further revised based on the policy discussions and decisions that are likely to be adopted at B.21 and B.22.

### 5.1.3 For internal users: preparation for better knowledge-sharing and reporting

42. To encourage and enhance the data-driven decision-making and data-oriented communication within the organization, the Secretariat adapted data visualization practices

---

<sup>8</sup> Funding proposal pipeline monthly updates (<<https://www.greenclimate.fund/library/-/docs/list/902350>>) and concept note document publication (<<https://www.greenclimate.fund/library/-/docs/list/874832>>).

utilizing advanced Business Intelligence technologies which allows GCF colleagues to carry out a self-service data analysis and to create their own knowledge dashboards and stories to fully visualize the different aspects of the funding proposal pipelines. Currently more than 20 workbooks, dashboards and reports are generated and shared internally by GCF colleagues ranging across all aspects of the Secretariat's activities, including pipeline management, approved projects management, concentration report, readiness dashboards and strategic indicators. While ICT is a centre of excellence providing data analysis training and consultation, the data analysis and visualization work itself is mostly executed by GCF colleagues in operation teams to nurture the data-driven culture in the whole organization.

#### 5.1.4 **Strategies for proactive pipeline management and related knowledge management**

43. Knowledge management can be improved in three different aspects – database management, system development and reporting – targeting external and internal users. The Secretariat has already started using a single data source for internal and external reports by a partly manual and partly automated update, with the aim of providing fully automated portals for NDAs and AEs as well as public users in order to improve the effectiveness, transparency and country ownership of GCF processes.

## Annex I: List of funding proposals

### Funding proposals in GCF pipeline at different stages of the review process


No.	Public/private	Project/programme title	Region	Project/programme	GCF amount (million USD) <sup>a</sup>	Financial instrument	Total size (million USD)	LDCs/SIDS/African States	Theme	Direct/International access	Stage <sup>c</sup>	Impact potential		EWP? <sup>d</sup>	CPB? <sup>d</sup>	CN?	SAP	RFP
												Mitigation (MtCO <sub>2</sub> e) <sup>e</sup>	Adaptation (thousands of beneficiaries)					
1	Public	Ecosystem-based adaptation project	LAC	Programme	40	Grant	40	SIDS	Adaptation	Direct	4.3	TBD <sup>e</sup>	TBD <sup>e</sup>	Yes	No	Yes		
2	Public	Agricultural insurance project	LAC	Programme	20	Grant	20		Adaptation	International	5.1	0	55	Yes	No	Yes		
3	Public	Climate change adaptation project	Africa	Programme	28 <sup>b</sup>	Grant	94.1 <sup>b</sup>	Africa	Cross-cutting	International	5.1	0	42	No	Yes			
4	Public	Ecosystem project	Asia-Pacific	Project	29.5	Grant	34	LDC	Adaptation	International	4.3	0	820	Yes	Yes	Yes		
5	Public	Transportation project	Africa	Project	32.8 <sup>b</sup>	Loan	459.9 <sup>b</sup>	LDC/Africa	Cross-cutting	International	5.1	0.4	320	No	No			
6	Public	REDD-plus project	Africa, Asia-Pacific	Programme	61.8	Grant	61.8	LDC/Africa	Mitigation	International	5.2	10	0	Yes	No	Yes		
7	Public	Urban programme	Africa, Asia-Pacific, Eastern Europe	Programme	265.7 <sup>b</sup>	Grant. Loan	783.2 <sup>b</sup>	Africa	Cross-cutting	International	5.3	11.9	23,231	Yes	No	Yes		
8	Public	Agricultural project	Africa	Project	42.7	Grant	61.2	LDC/Africa	Adaptation	International	5.1	0	3,753	Yes	Yes	Yes		
9	Public	Food insecure and vulnerable communities project	Asia-Pacific	Project	8.6	Grant	9.6		Adaptation	International	5.3	0	802	Yes	No	Yes	Yes	
10	Public	Water project	Africa	Project	41.9	Grant	60.8	LDC/SIDS/Africa	Adaptation	International	5.2	0	1,250	Yes	Yes	Yes		
11	Public	Climate resilient communities project	LAC	Project	9.5	Grant	10		Adaptation	International	5.1	0	58	Yes	Yes	Yes		
12	Public	Community adaptation project	Africa	Project	10	Grant	10	Africa	Adaptation	Direct	5.1	0	50	Yes	Yes	Yes		EDA
13	Public	Green project	Africa	Programme	9.9	Grant	9.9	Africa	Cross-cutting	Direct	4.3	0.1	226	Yes	No			
14	Public	Adaptive capacity project	Asia-Pacific	Project	25	Grant	43		Cross-cutting	International	4.3	TBD <sup>e</sup>	TBD <sup>e</sup>	Yes	Yes	Yes		
15	Public	REDD-plus project	Africa	Project	30	Grant	115.1	Africa	Cross-cutting	International	5.1	13.3	5,843	No	Yes	Yes		
16	Public	Food and nutrition security project	Asia-Pacific	Project	31.5	Grant	79.1	LDC	Cross-cutting	International	5.1	35	400	Yes	Yes	Yes		
17	Public	REDD-plus project	Asia-Pacific	Project	38	Grant	79		Mitigation	International	5.1	7.1	0	No	Yes	Yes		
18	Public	Rural livelihoods project	Asia-Pacific	Project	33.3	Grant	49.7	LDC	Cross-cutting	International	5.1	1.3	475	Yes	No	Yes		
19	Public	Enhancing community resilience project	Africa	Project	TBC	TBC	TBC		Adaptation	Direct	5.1	0	438	Yes	Yes			
20	Public	Native vegetation project	LAC	Project	50.7	Grant	117.8		Cross-cutting	International	5.1	2.8	26	No	No			

No.	Public/private	Project/programme title	Region	Project/programme	GCF amount (million USD) <sup>a</sup>	Financial instrument	Total size (million USD)	LDCs/SIDS/African States	Theme	Direct/International access	Stage	Impact potential		EWP? <sup>d</sup>	CPB? <sup>d</sup>	CN?	SAP	RFP
												Mitigation (MtCO <sub>2</sub> e <sub>q</sub> )	Adaptation (thousands of beneficiaries)					
21	Public	Resilience of communities and ecosystems project	Africa	Project	9.9	Grant	9.9	Africa	Adaptation	Direct	4.3	0	481	Yes	No			
22	Public	Smallholder farmers project	Africa	Project	10	Undefined	10	Africa	Adaptation	Direct	5.1	0	231	Yes	Yes			
23	Public	Joint mitigation and adaptation project	LAC	Project	420	Undefined	1,400.00	Grant	Grant Cross-cutting	Direct	5.1	118.2	0	Yes	Yes			
24	Public	Coastal communities project	Africa	Project	23.6	Grant	26.7	LDC/Africa	Adaptation	International	4.3	0	2,000	Yes	No	Yes		
25	Public	Ecosystem based adaptation project	Africa	Programme	26.4	Grant	38.1	Africa	Adaptation	International	4.3	0	775	Yes	No	Yes		
26	Public	Agroforestry management project	LAC	Programme	29.1 <sup>b</sup>	Grant	42.2 <sup>b</sup>	LDC/SIDS	Cross-cutting	International	5.2	0	44	Yes	No	Yes		
27	Public	Building livelihood resilience project	LAC	Project	22	Grant	37.7		Adaptation	International	5.3	0	132	Yes	No	Yes		
28	Public	Resilience to natural disasters project	LAC	Project	16.1	Grant	48.8	SIDS	Adaptation	International	5.1	0	3,193	No	yes			
29	Public	Enhancing climate resilience project	Asia-Pacific	Project	43.4	Grant	130.3		Cross-cutting	International	5.3	3.7	10,000	No	Yes	Yes		
30	Public	Renewable energy project	Asia-Pacific	Project	29.9	Grant	53.2	SIDS	Mitigation	International	5.3	0.3	96	No	No	Yes		
31	Public	REDD-plus project	Africa	Project	30	Grant	109.1	Africa	Mitigation	International	4.3	6	0	No	No	Yes		
32	Public	Rural development project	LAC	Programme	22.4	Grant	27.1		Cross-cutting	Direct	4.3	0.7	21	Yes	No	Yes		EDA
33	Public	Mitigation project	Asia-Pacific	Project	55.7	Grant	72.5	LDC	Cross-cutting	International	5.1	1.9	466	Yes	No			
34	Public	Agriculture project	Asia-Pacific	Project	27.2	Grant	53.3	LDC	Adaptation	International	5.1	0	579	Yes	Yes	Yes		
35	Public	Coastal resilience project	Asia-Pacific	Project	48.4	Grant	71.2	SIDS	Adaptation	International	5.1	0	24	No	Yes			
36	Public	Ecosystem and agricultural resilience project	Africa	Project	45.7	Grant	50	LDC/Africa	Cross-cutting	International	5.1	70.5	5,620	Yes	No	Yes		
37	Public	Water supply project	Asia-Pacific	Project	10.9	Grant	97.9	LDC	Adaptation	International	4.3	0	235	No	No			
38	Public	Water project	Asia-Pacific	Project	40	Grant	172.9		Adaptation	International	5.2	0	388	No	Yes			
39	Public	Basin project	Africa	Programme	67.8	Grant, Loan	209.9	LDC/Africa	Cross-cutting	International	5.2	7	14,000	Yes	No			
40	Public	Water banking project	Africa	Project	59.6	Grant	175.9	Africa	Adaptation	International	4.3	0	430	Yes	No			
41	Public	Safeguarding communities project	Asia-Pacific	Project	35.5	Grant	72.5	LDC/SIDS	Adaptation	International	4.3	TBD <sup>e</sup>	TBD <sup>e</sup>	Yes	Yes	Yes		
42	Public	Clean energy project	Asia-Pacific	Programme	60	Grant, Loan	120		Mitigation	Direct	4.3	2.6	1,530	Yes	Yes	Yes		
43	Public	Climate-resilient project	Africa	Project	44	Grant	49	Africa	Adaptation	International	4.3	0	1,060	Yes	No	Yes		



No.	Public/private	Project/programme title	Region	Project/programme	GCF amount (million USD) <sup>a</sup>	Financial instrument	Total size (million USD)	LDCs/SIDS/African States	Theme	Direct/International access	Stage	Impact potential		EWP? <sup>d</sup>	CPB? <sup>d</sup>	CN?	SAP	RFP
												Mitigation (MtCO <sub>2</sub> e) <sup>e</sup>	Adaptation (thousands of beneficiaries)					
44	Public	Livelihood project	Asia-Pacific	Programme	20	Grant, Loan	20	LDCs	Adaptation	Direct	4.3	0	67	NA	Yes	Yes		EDA
45	Public	Climate-resilient forest project	LAC	Project	35	Grant, Loan	79		Cross-cutting	International	4.3	2.3	0	No	No	Yes		
46	Public	Climate resilience project	Africa	Project	7	Grant	7	Africa	Adaptation	International	4.3	0	1,500	Yes	No	Yes	Yes	
47	Public	Resilient rural project	LAC	Programme	8	Grant	20	SIDS	Adaptation	International	5.1	0	30	Yes	No	Yes		
48	Public	Green community project	Africa	Project	39.5 <sup>b</sup>	Grant, Loan	62.7 <sup>b</sup>	LDC/Africa	Mitigation	Direct	4.3	0.1	0	Yes	No	Yes		
49	Public	Forests and rangelands project	Asia-Pacific	Project	40	Grant	97.4		Cross-cutting	International	4.3	TBD <sup>e</sup>	TBD <sup>e</sup>	No	No	Yes		
50	Public	Renewable energy project	Asia-Pacific	Project	23	Grant	73.6		Mitigation	International	4.3	1.5	240	No	Yes			
51	Public	Restoration of degraded lands project	LAC	Project	35.8	Grant	127.7		Cross-cutting	International	5.3	4.2	1,290	Yes	No			
52	Public	Resilient land project	Asia-Pacific	Project	25	Grant	47.7		Adaptation	International	4.3	0	35	Yes	Yes	Yes		
53	Public	Transport project	Asia-Pacific	Project	49	Grant, Loan	583.5		Mitigation	International	5.2	2.6	0	No	No	Yes		
54	Public	Water banking project	Asia-Pacific	Project	28 <sup>b</sup>	Grant	43.1 <sup>b</sup>		Cross-cutting	International	4.3	0.1	200	Yes	Yes	Yes		
55	Public	Water programme	Africa	Programme	41.7	Grant, Loan	195.7	Africa	Adaptation	Direct	4.3	0	4,300	No	No			
56	Public	Water supply project	Asia-Pacific	Project	28.6	Grant	58.1	LDC/SIDS	Cross-cutting	International	5.3	0.2	62	No	No	Yes		
57	Public	Infrastructure project	LAC	Project	14.3	Grant	46.8	SIDS	Cross-cutting	Direct	4.3	0	72	Yes	No	Yes		
58	Public	Rural communities project	Africa	Project	9	Grant	10	LDC/Africa	Adaptation	International	5.1	0	24	Yes	No	Yes	Yes	
59	Public	Ecosystem based adaptation project	Africa	Project	8.9	Grant	9.1	Africa	Adaptation	Direct	5.2	0	216	Yes	No	Yes	Yes	
60	Public	Community climate change project	Asia-Pacific	Project	9.3	Grant	13.5	LDC	Adaptation	Direct	4.3	0	250	NA	No	Yes	Yes	
61	Public	African risk programme	Africa	Programme	50	Grant, Loan	62.6	LDC/Africa	Adaptation	International	4.3	TBD <sup>e</sup>	TBD <sup>e</sup>	No	No	Yes		
62	Public	Climate resilient agriculture project	Asia-Pacific	Project	37.2	Grant	49.9		Adaptation	International	4.3	0	10,500	Yes	No	Yes		
63	Public	Food security project	Africa	Project	8.8	Grant	10	Africa	Adaptation	International	4.3	TBD <sup>e</sup>	TBD <sup>e</sup>	Yes	No			
64	Public	Agribusiness project	Asia-Pacific	Project	30	Grant	78	LDC	Adaptation	International	5.1	0	700	No	No			

No.	Public/private	Project/programme title	Region	Project/programme	GCF amount (million USD) <sup>a</sup>	Financial instrument	Total size (million USD)	LDCs/SIDS/African States	Theme	Direct/International access	Stage <sup>c</sup>	Impact potential		EWP? <sup>d</sup>	CPB? <sup>d</sup>	CN?	SAP	RFP	
												Mitigation (MtCO <sub>2</sub> e) <sup>g</sup>	Adaptation (thousands of beneficiaries)						
65	Public	Vulnerable communities and ecosystems project	Asia-Pacific	Project	27.4	Grant	32.7	LDC	Adaptation	International	5.1	TBD <sup>e</sup>	TBD <sup>e</sup>	Yes	No	Yes			
66	Public	Livelihoods project	Africa	Project	173	Grant, Loan	292	LDC/Africa	Cross-cutting	International	4.3	TBD <sup>e</sup>	TBD <sup>e</sup>	No	Yes	Yes			
67	Public	Geothermal project	Asia-Pacific	Project	185	Grant, Loan	510		Mitigation	International	5.2	187	0	No	Yes				
68	Public	Sustainable city project	Africa	Programme	43.7	Grant	47.6	LDC/Africa	Cross-cutting	Direct	4.3	1	1,662	Yes	Yes				
69	Public	Climate resilience project	Asia-Pacific	Project	9.8	Grant	11.8		Adaptation	International	5.2	1.7	500	No	No	Yes	Yes		
70	Public	Climate finance project	Asia-Pacific	Programme	180 <sup>b</sup>	Loan	1,500 <sup>b</sup>		Cross-cutting	International	5.2	45	25,000	No	No	Yes			
71	Public	Off-grid electrification project	Africa	Project	150	Grant, Loan	310	LDC/SIDS/Africa	Cross-cutting	International	4.3	6.5	4,000	No	No	Yes			
72	Public	REDD+ project	LAC	Project	23	Undefined	23		Mitigation	International	5.2	TBD <sup>e</sup>	TBD <sup>e</sup>	No	No	Yes		REDD+ RBP	
73	Public	Water sector project	Asia-Pacific	Project	19.1	Grant	25.2	SIDS	Adaptation	International	4.3	0	16	Yes	No				
74	Public	Solar off-grid rural electrification in Burkina Faso	Africa	Programme	28.3 <sup>b</sup>	Grant, Loan, Guarantee	61.8 <sup>b</sup>	LDC/Africa	Mitigation	International	5.2	0.4	335	No	No				
75	Public	Climate resilience project	Asia-Pacific	Project	47.8	Grant	58.3		Adaptation	International	4.3	0	1,340	Yes	No				
76	Public	REDD+ project	LAC	Programme	100	Undefined	100		Mitigation	International	5.2	TBD <sup>e</sup>	TBD <sup>e</sup>	No	Yes	Yes		REDD+ RBP	
77	Public	Adaptation project	Asia-Pacific	Project	38.4	Grant	50	LDC	Adaptation	Direct	4.3	0	200	NA	No	Yes			
<b>Subtotal (public)</b>					<b>3,559.9</b>		<b>9,934.5</b>												
78	Private	Transportation programme	Asia-Pacific	Project	59.2	Loan	164.2		Mitigation	International	4.3	0.5	0	No	No				
79	Private	Green bond programme	Africa, Asia-Pacific, Eastern Europe, LAC	Programme	75	Equity	2,100.2	LDC/SIDS/Africa	Mitigation	International	5.1	90	0	NA	Partly Yes				
80	Private	Renewable energy Programme	Asia-Pacific	Project	95	Grant, Loan	581.5	LDC	Mitigation	International	5.1	4.6	0	No	No				
81	Private	Renewable energy programme	Africa, Asia-Pacific	Programme	100	Grant, Equity	821.5	LDC/SIDS/Africa	Mitigation	International	5.2	40	0	Yes	No				
82	Private	Renewable energy programme	Africa	Programme	140	Loan, Guarantee	505	Africa	Mitigation	International	4.3	5.3	0	No	No	Yes			
83	Private	Green climate finance programme	LAC	Programme	414.7	Grant, Loan	815.9	SIDS	Mitigation	Direct	4.3	64.8	0	Yes	No	Yes			
84	Private	Gender finance Programme	Africa	Programme	20	Grant, Loan	205	Africa	Cross-cutting	International	4.3	TBD <sup>e</sup>	TBD <sup>e</sup>	Yes	No	Yes		MSME	



No.	Public/private	Project/programme title	Region	Project/programme	GCF amount (million USD) <sup>a</sup>	Financial instrument	Total size (million USD)	LDCs/SIDS/African States	Theme	Direct/International access	Stage	Impact potential		EWP? <sup>d</sup>	CPB? <sup>d</sup>	CN?	SAP	RFP
												Mitigation (MtCO <sub>2</sub> e <sub>q</sub> )	Adaptation (thousands of beneficiaries)					
85	Private	Public capacity-building for adaptation projects	Latin LAC	Programme	15.5	Grant, Loan	28	SIDS	Adaptation	Direct	5.2	0	70	No	No	Yes		
86	Private	Climate financial system	Africa, LAC	Programme	384.6 <sup>b</sup>	Grant, Loan, Guarantee	1,028 <sup>b</sup>	LDC/SIDS/Africa	Cross-cutting	International	5.3	46	1,310	Yes	No	Yes		
87	Private	Credit enhancement programme	Africa	Programme	138	Loan, Equity	613	Africa	Mitigation	Direct	5.1	31.2	0	No	No	Yes		
88	Private	Climate investment programme	Africa	Programme	55.6	Grant, Loan	170.6	LDC/Africa	Cross-cutting	Direct	5.3	29.7	466	No	No			
89	Private	Renewable energy project	Africa	Project	200	Loan	400	Africa	Mitigation	International	4.3	7.1	0	Yes	No			
90	Private	REDD-plus programme	Africa, LAC	Programme	111	Grant, Loan, Guarantee, Equity	900	LDC/Africa	Cross-cutting	International	4.3	TBD <sup>e</sup>	TBD <sup>e</sup>	NA	No	Yes		MFS
91	Private	Renewable energy programme	Africa	Programme	39.5	Equity	976.5	LDC/Africa	Mitigation	Direct	4.3	198.5	0	No	No	Yes		MFS
92	Private	Renewable energy programme	Africa	Programme	90	Grant, Loan, Equity	2,490	LDC/Africa	Mitigation	Direct	4.3	TBD <sup>e</sup>	TBD <sup>e</sup>	No	No	Yes		MFS
93	Private	Renewable energy programme	LAC	Programme	148.8	Grant, Loan	485		Mitigation	International	4.3	TBD <sup>e</sup>	TBD <sup>e</sup>	Yes	No	Yes		MFS
94	Private	Renewable energy project	LAC	Project	48.3	Grant, Equity	1,154.1		Cross-cutting		4.3	TBD <sup>e</sup>	TBD <sup>e</sup>	N/A	No	Yes		MFS
95	Private	Transportation programme	LAC	Programme	16.8	Grant, Equity	40.8		Mitigation	Direct	4.3	TBD <sup>e</sup>	TBD <sup>e</sup>	No	Yes	Yes		MFS
96	Private	Water project	Africa	Project	28	Loan	225	Africa	Adaptation	Direct	5.1	0	4,185	NA	No			
97	Private	Renewable energy programme	Asia-Pacific	Programme	10	Grant, Loan	21.5		Mitigation	Direct	5.3	0.5	0	Yes	Yes	Yes	Yes	
98	Private	Green finance programme	Asia-Pacific	Programme	40	Grant, Loan, Equity	50		Mitigation	Direct	4.3	3.2	0	Yes	No			
99	Private	Renewable energy programme	Africa	Programme	21	Grant, Loan	89	LDC/Africa	Cross-cutting	International	5.2	0.6	150	No	No	Yes		
100	Private	Biomass project	Asia-Pacific	Project	80	Grant, Loan	307	SIDS	Mitigation	International	4.3	3.4	0	No	No	Yes		
101	Private	Renewable energy programme	Africa	Programme	52.5	Grant, Equity	103.5	LDC/Africa	Cross-cutting	International	4.3	TBD <sup>e</sup>	TBD <sup>e</sup>	No	No	Yes		
102	Private	Lending facility for renewable energy	Africa	Programme	116.6 <sup>b</sup>	Grant, Loan	233.1 <sup>b</sup>	LDC/SIDS/Africa	Mitigation	Direct	4.3	9.2	0	No	No			

No.	Public/private	Project/programme title	Region	Project/programme	GCF amount (million USD) <sup>a</sup>	Financial instrument	Total size (million USD)	LDCs/SIDS/African States	Theme	Direct/International access	Stage <sup>c</sup>	Impact potential		EWP? <sup>d</sup>	CPB? <sup>d</sup>	CN?	SAP	RFP	
												Mitigation (MtCO <sub>2</sub> e) <sup>e</sup>	Adaptation (thousands of beneficiaries) <sup>e</sup>						
103	Private	Private sector climate investment facility	Africa, Asia-Pacific, LAC	Programme	216.5	Grant, Loan	1,498.2	LDC/Africa	Cross-cutting	International	4.3	TBD <sup>e</sup>	TBD <sup>e</sup>	NA	No				
<b>Subtotal (private)</b>					<b>2,716.5</b>		<b>16,006.4</b>												
<b>Overall total (public + private)</b>					<b>6,276.5</b>		<b>25,940.9</b>												

*Abbreviations:* CN = concept note, CPB = country programme brief; EDA = enhancing direct access, EWP = entity work programme, LAC = Latin America and the Caribbean, LDCs = least developed countries, MFS = mobilizing funds at scale, SAP = Simplified Approval Process, REDD+ RBP = Reducing emissions from deforestation and forest degradation (Result Based Payment), SIDS = small island developing States.

<sup>a</sup> The individual funding amounts are rounded to the nearest tenth.

<sup>b</sup> The requested GCF amount in euros is converted into United States dollars at the United Nations Operational Rates of Exchange effective as at 1 September 2018 (1 EUR = 1.16550117 USD).

<sup>c</sup> Stage: (4.3) funding proposal receipt and completeness check; (5.1) second-level due diligence by the Secretariat; (5.2) submission to the independent Technical Advisory Panel; and (5.3) submission to the Board. Stage numbers are according to the updated project and programme cycle (decision B.17/09, annex IV).


<sup>d</sup> Information under columns "EWP" and "CPB" should not be interpreted as confirmation of whether a funding proposal is supported by NDAs/focal points or accredited entities at the date of publication of this report. Under the "CPB" column, a "No" indicates either that the country has not shared a CPB with the Secretariat (hence no information is available) or that the country's latest version of the CPB did not specifically refer to the tabled project/programme. Country programming updates observe a schedule that takes into account country planning schedules and country-Secretariat engagement on pipeline development, inter alia. The Secretariat of the GCF requests accredited entities to provide an update of their EWPs twice a year.

<sup>e</sup> Since the funding proposal is at an early stage development, the accredited entity is still in the process of quantifying the mitigation and adaptation impacts.


## Annex II: List of Project Preparation Facility applications

### Project Preparation Facility applications in the GCF pipeline at different stages of the review process

No.	Public/private	Project name	Region	PPF amount	Financial instrument	LDCs/SIDS /African States	Theme	Direct/ international access	Latest stage
1	Public	Rural green economy and climate resilient programme	Africa	1,498,841	Grant	Yes	Cross-Cutting	Direct	8
2	Public	Enhancing early warning systems to build greater resilience	Asia-Pacific	535,833	Grant	Yes	Adaptation	International	6
3	Public	Development of an integrated, sustainable and resilient agricultural project	Africa	717,407	Grant	Yes	Cross-Cutting	Direct	6
4	PPP	Public and private sector energy efficiency programme	Africa	318,060	Grant	Yes	Mitigation	Direct	5
5	Public	Renewable biomass fuel project	Latin America and the Caribbean	694,000	Grant	Yes	Cross-Cutting	Direct	6
6	Public	Sustainable transport project	Latin America and the Caribbean	1,415,750	Grant	No	Mitigation	Direct	6
7	Public	Metropolitan climate resilience project	Africa	934,185	Grant	Yes	Adaptation	International	6
8	Public	Pilot project of hydro agricultural perimeters development	Africa	439,134	Grant	Yes	Cross-Cutting	Direct	5
9	Public	Transformative public and private partnerships for climate change adaptation and mitigation	Latin America and the Caribbean	277,172	Grant		Cross-Cutting	International	5
10	Public	Devolved climate change governance to strengthen resilience of communities	Africa	371,200	Grant	Yes	Adaptation	Direct	5
11	Public	Integrated landscape management	Asia-Pacific	278,946	Grant		Cross-Cutting	International	5
12	Public	Waste management programme	Africa	1,359,719	Grant	Yes	Mitigation	Direct	5
13	Public	Strengthening and enhancing the application of environmentally sound technologies	Asia-Pacific	1,500,000	Grant	No	Cross-Cutting	International	99
14	Public	Preservation and restitution of ecosystem services with an emphasis on water security for climate change adaptation and mitigation and increased resilience of vulnerable family farmers	Latin America and the Caribbean	704,000	Grant	No	Cross-Cutting	International	99
15	Public	Building climate change resilience of small scale and subsistence farmers to support sustainable rural development	Africa	410,000	Grant	Yes	Adaptation	International	99
16	Public	Securing permanent forests to combat climate change and enhance sustainable national and local economies	Africa	547,668	Grant	Yes	Cross-Cutting	International	99
17	Public	Restoring forests and agrosystems for climate change adaptation	Africa	299,187	Grant	Yes	Cross-Cutting	International	2
18	Public	Strengthening resilience of coastal ecosystems and communities	Africa	282,500	Grant	Yes	Adaptation	International	3



19	Public	Increasing the resilience of livelihood options of vulnerable communities	Africa	861,000	Grant	Yes	Adaptation	International	3
20	Public	Coastal protection project	Africa	928,260	Grant	Yes	Adaptation	International	99
21	Public	Enhancing adaptive capacity of local communities and restoring carbon sink potential	Africa	295,826	Grant	Yes	Cross-Cutting	International	99
22	Public	Climate resilient organic livelihood project	Asia-Pacific	305,778	Grant	Yes	Adaptation	Direct	99
23	Public	Catalysing the transformation to a solar based economy	Latin America and the Caribbean	166,669	Grant	No	Cross-Cutting	Direct	99
24	Public	Strengthening resilience of rural livelihoods to climate risks through sustainable energy access	Asia-Pacific	975,000	Grant	Yes	Cross-Cutting	International	99
25	Public	Global climate services for energy	Africa, Eastern Europe	1,028,100	Grant	Partial	Cross-Cutting	International	99
26	Public	Linking climate knowledge to action for resilience	Africa	842,497	Grant	Yes	Adaptation	International	99
27	Public	Green city pilot	Africa	15,000,000	Grant	Yes	Cross-Cutting	MINIRENA	3
28	Public	Implementation of integrated atmospheric composition services	Africa	706,200	Grant	Yes	Cross-Cutting	International	99
29	Public	Solar technology district	Latin America and the Caribbean	1,500,000	Grant	No	Mitigation	Direct	99
30	Private	Green investment platform	Latin America and the Caribbean	854,600	Grant	No	Cross-Cutting	Direct	4
31	Public	Accelerating adoption of electric mobility	Latin America and the Caribbean	896,500	Grant	No	Mitigation	International	99
32	Public	Reef landscape project	Latin America and the Caribbean	486,823	Grant	Yes	Cross-Cutting	International	99
33	Public	Introduction of electric motorcycles	Africa	440,800	Grant	Yes	Mitigation	International	99
34	Public	Promotion of energy efficient appliances, lighting and equipment	Asia-Pacific	1,500,000	Grant	Yes	Mitigation	International	2
35	Public	Low-emission and climate resilient dairy development project	Africa	210,000	Grant	Yes	Cross-Cutting	International	4
36	Public	Increased climate resilience of rural households and communities	Latin America and the Caribbean	211,704	Grant	No	Adaptation	International	99
37	Public	Solar PV programmatic solutions	Africa	1,495,000	Grant	Yes	Mitigation	Direct	99
38	Public	Building resilience in the water sector	Africa	450,000	Grant	Yes	Adaptation	International	2
39	Public	Building resilience of vulnerable farmers and ecosystems	Latin America and the Caribbean	264,800	Grant	No	Adaptation	International	99
40	Public	Design coastal and marine ecosystem resilience programme	Asia-Pacific	1,489,381	Grant	Yes	Adaptation	International	2
41	Public	Strengthening urban resilience	Latin America and the Caribbean	550,000	Grant	No	Cross-Cutting	International	4
42	Public	Programme for climate-smart agroforestry-based entrepreneurship	Africa	207,720	Grant	Yes	Cross-Cutting	Direct	2



43	Public	Mainstreaming climate smart planning and implementation into agricultural development	Africa	1,019,076	Grant	Yes	Cross-Cutting	Direct	2
44	Public	Low-emission and climate resilient agriculture	Latin America and the Caribbean	651,000	Grant	No	Cross-Cutting	Direct	3
45	Public	Green transport program	Asia-Pacific	1,491,137	Grant	Yes	Mitigation	International	2
46	Public	Enhancing the sustainability of the national energy matrix and the competitiveness of forest production	Latin America and the Caribbean	881,000	Grant	No	Cross-Cutting	Direct	2
47	Private	Mini-grid/off-grid solution	Asia-Pacific	1,295,000	Grant	No	Cross-Cutting	Direct	3
48	Private	Promoting large scale adoption of energy saving technologies and equipment for the industrial and household sectors	Asia-Pacific	721,120	Grant	Yes	Cross-Cutting	Direct	3
49	Public	Bus rapid transit development	Asia-Pacific	1,210,000	Grant	No	Mitigation	Direct	2
50	Public	Eco-friendly tourism	Asia-Pacific	1,144,000	Grant	No	Cross-Cutting	Direct	2
51	Public	The R's (Reduce, Reuse and Recycle) for climate resilience wastewater systems	Latin America and the Caribbean	1,023,703	Grant	Yes	Cross-Cutting	Direct	2
52	Public	Ecosystem and livelihoods resiliency	Africa	297,034	Grant	Yes	Cross-Cutting	International	3
53	Private	cable car project	Africa	1,617,700	Grant	Yes	Mitigation	International	3
54	Public	Climate resilient coastal forestry	Asia-Pacific	249,702	Grant	Yes	Cross-Cutting	Direct	2
55	Private	Promoting private sector investment through large scale adoption of energy saving technologies and equipment for garment sector	Asia-Pacific	265,385	Grant	Yes	Mitigation	Direct	2
56	Private	Promoting private sector investment through large scale adoption of energy saving technologies and equipment for textile sector	Asia-Pacific	263,490	Grant	Yes	Mitigation	Direct	2
<b>Total</b>				<b>56,379,607</b>					

*Note:* The list includes Project Preparation Facility (PPF) applications submitted with formal no-objection letters from national designated authorities. Stage 1: PPF application with concept note receipt and completeness check; Stage 2: concept note under Secretariat review and accredited entities revision; Stage 3: concept deemed ready for PPF support and PPF application under Secretariat review and accredited entities revision; Stage 4: PPF application endorsed; Stage 5: PPF application approved; Stage 6: PPF application under implementation; Stage 7: PPF activities completed; Stage 8: funding proposal submitted; Stage 99: inactive, including withdrawn and no response from the accredited entity for over six months.

*Abbreviations:* LDCs = least developed countries, SIDS = small island developing States.