



**GREEN
CLIMATE
FUND**

Meeting of the Board
1 – 4 July 2018
Songdo, Incheon, Republic of Korea
Provisional agenda item 24

GCF/B.20/Inf.07/Rev.01
25 June 2018

Status of the GCF pipeline, including the status of Project Preparation Facility requests

Summary

This document provides an update of the GCF pipeline of projects and programmes, including the status on Project Preparation Facility applications, for the reporting period of 1 January to 30 April 2018.

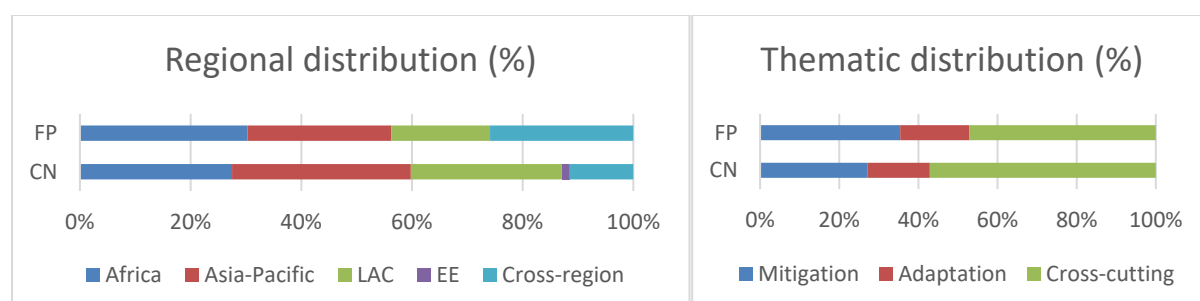
Table of Contents

Executive Summary: Snapshot of GCF pipeline	1
I. Overall status of the GCF pipeline	2
1.1 Funding proposal pipeline	2
1.2 Concept note pipeline	5
II. Status of the pipeline of projects from direct access entities and the Project Preparation Facility	7
III. Status of simplified approval process pilot scheme	8
IV. Status of active requests for proposals	8
4.1 Enhanced direct access	8
4.2 Pilot programme to support micro-, small, and medium-sized enterprises	9
4.3 Mobilizing funds at scale	9
4.4 REDD-plus	10
V. Status of the knowledge management development	11
Annex I: List of funding proposals	13
Annex II: List of Project Preparation Facility applications	17

Executive Summary: Snapshot of GCF pipeline

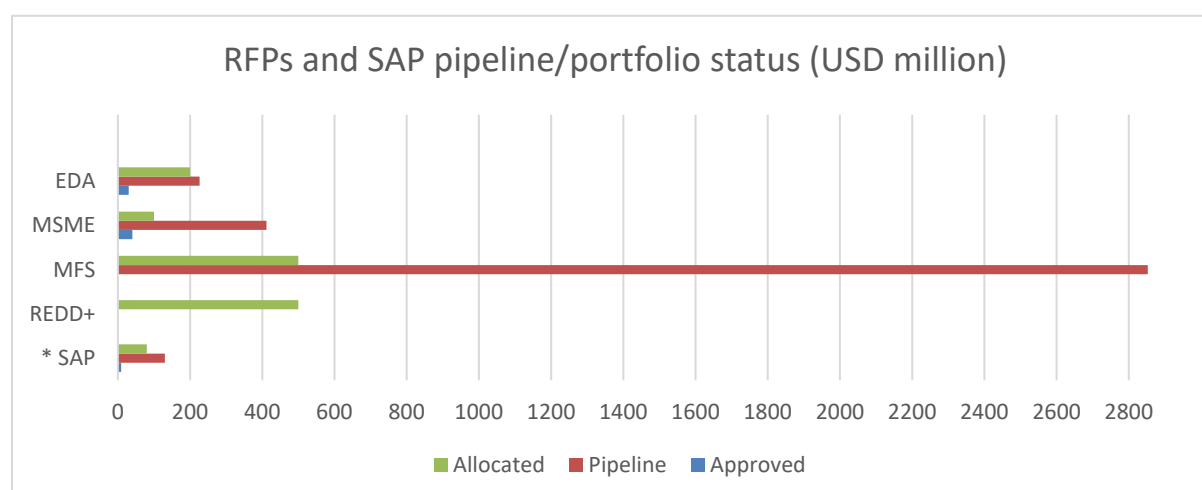
This executive summary provides a snapshot of the GCF pipeline as at 30 April 2018, comprising funding proposals (FP) and concept notes (CN) submitted to the GCF Secretariat. The key tables/figures show the sectoral, regional and thematic breakdown of FPs and CNs, as well as the current status of active requests for proposals and simplified approval process pilot scheme.

Sectoral distribution	Funding proposals		Concept Notes	
	GCF funding requested (million USD)	Number of proposals	GCF funding requested (million USD)	Number of concept notes
Public	2 208.7	48	5 868.3	116
Private	1 654.9	17	3 716.7	54
PPP	-	-	1 313.1	13
Total	3 863.6	65	10 898.1	183
(% from DAE)	33%	30.8%	18.6%	24%



Within the pipeline, funding proposals and concept notes submitted under requests for proposals (RfPs) and the simplified approval process pilot are as follows:

		Allocation		Pipeline		Approved	
		Amount (million USD)	No.	Funding requested (million USD)	No. (FP+CN)	Funding approved (million USD)	No.
Pilot RFPs	EDA	200	min.10	226.4	12 (3+9)	30	2
	MSME I	100	N/A	411.7	23 (1+22)	40	2
	MFS	500	N/A	2 852.8	30 (2+28)	-	-
	REDD+	500	min.3	-	-	-	-
Pilot scheme	SAP	80	N/A	130	14	9.3	1



I. Overall status of the GCF pipeline

1.1 Funding proposal pipeline

1. At its eleventh meeting, the Board requested the Secretariat to provide an update of the pipeline portfolio and to submit it for information to the Board as part of the documentation submitted for every Board meeting.¹ This status report responds to the Board’s request and provides an update for the reporting period of 1 January to 30 April 2018.

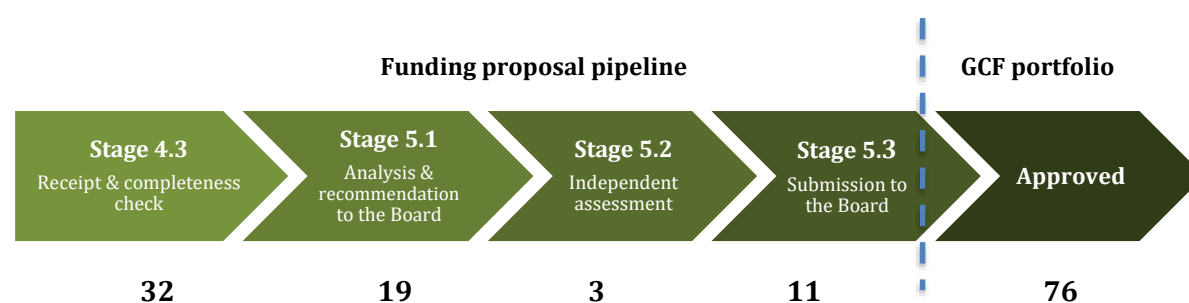
2. As at 30 April 2018², the GCF pipeline is comprised of 65 public- and private-sector funding proposals, which request a total GCF funding of USD 3.9 billion to support projects and programmes totalling USD 17.6 billion, when taking co-financing into account.³

3. Table 1 presents the overview of the pipeline, broken down into different sectors, and figure 1 presents the status of the funding proposals in the pipeline with respect to their level of progress in the GCF due diligence process. The geographical distribution of the pipeline is presented in figures 2 and 3. In addition, a further breakdown of the geographical distribution of the pipeline by Africa, small island developing States (SIDS), and the least developed countries (LDCs) respectively can be found in figures 3.1, 3.2 and 3.3.

Table 1: GCF pipeline overview for funding proposals

		PUBLIC	PRIVATE
NUMBER	Number of funding proposals	48	17
	- New proposals since B.19	3	8
AMOUNT	GCF funding (million USD)	2 208.7	1 654.9
	Co-financing (million USD)	3 927.5	9 789.4
	Total investment (GCF + co-financing, million USD)	6 136.2	11 444.2

Figure 1: Status of funding proposal progress

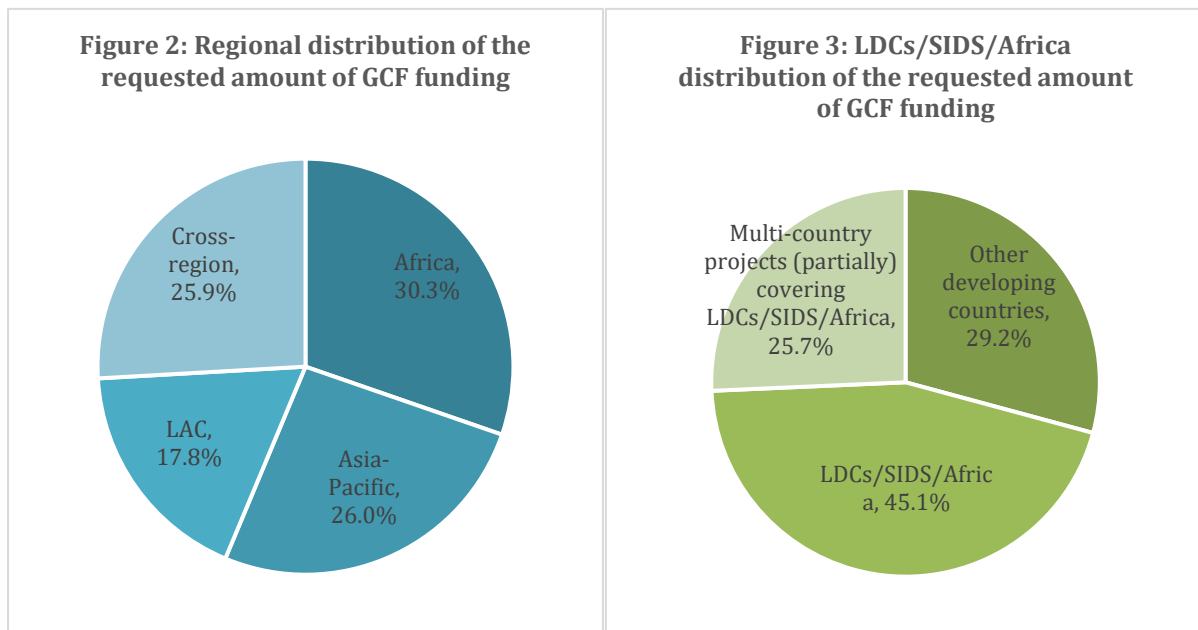


* Stage numbers are according to the updated project and programme cycle (annex IV, decision B.17/09)

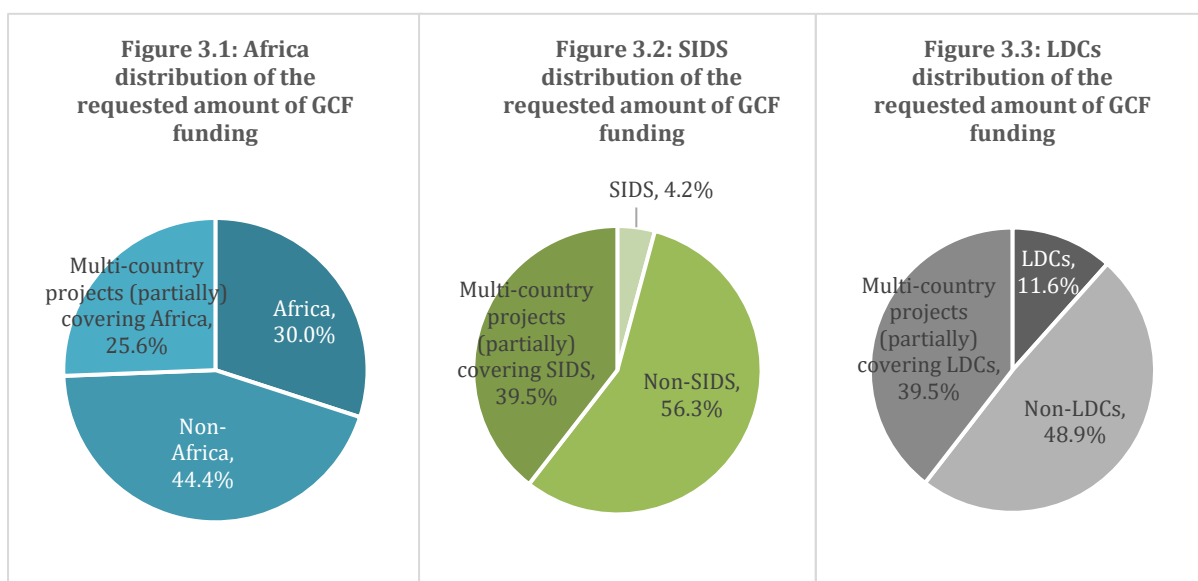
¹ Decision B.11/11, paragraph (g).

² The requested GCF amount in euros is converted into United States dollars at the United Nations Operational Rates of Exchange effective at 1 May 2018 (1 EUR = 1.20772947 USD).

³ The full list of funding proposals is provided in GCF/B.20/Inf.01/Add.01 titled “Status of the GCF pipeline – Addendum: List of funding proposals and project preparation facility requests”. Due to the deliberative nature of the document, the addendum is made available to the Board on a limited distribution basis.



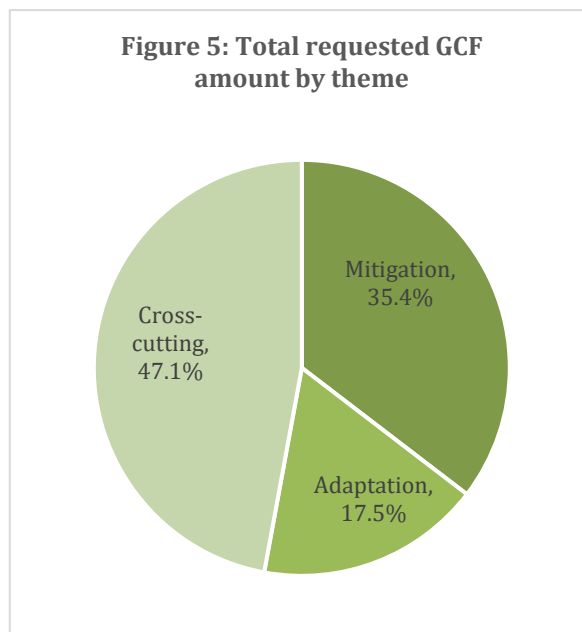
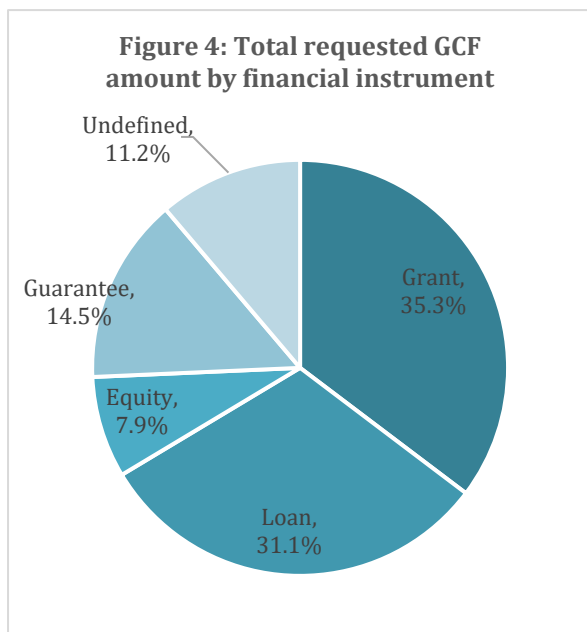
Abbreviations: LAC = Latin America and the Caribbean, LDCs = least developed countries, SIDS = small island developing States



Abbreviations: LDCs = least developed countries, SIDS = small island developing States

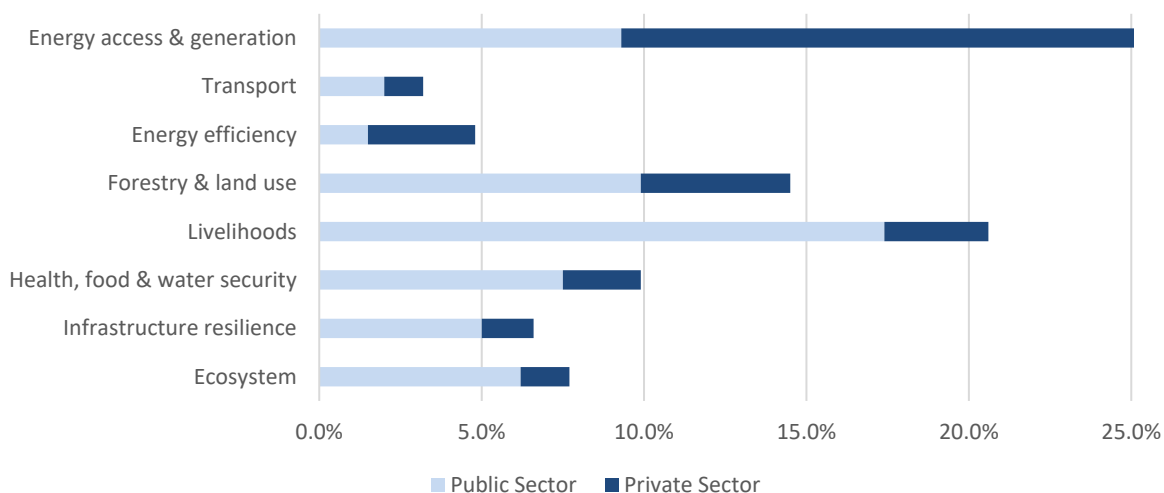
4. The distribution of the pipeline by financial instrument and theme is provided in figures 4 and 5.⁴

⁴ Mitigation and adaptation breakdown of cross-cutting funding proposals is not available in the pipeline stage due to insufficient information available in the current funding proposal template. The Secretariat will address this issue once the funding proposal template is revised likely after B.21.



5. The distribution of the requested funding of the pipeline across the eight result areas of GCF is presented in figure 6.

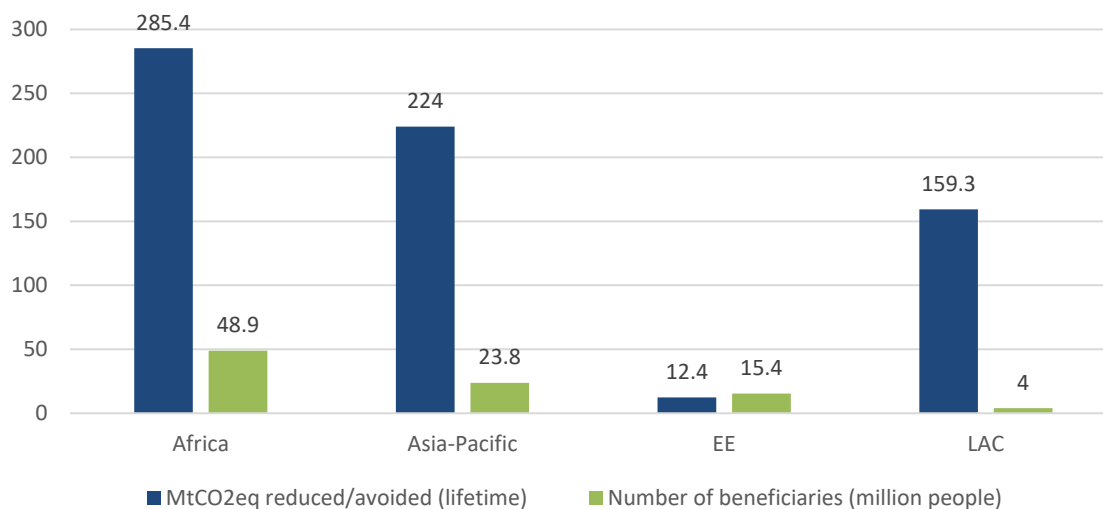
Figure 6: Requested GCF funding by results areas (percentage)⁵



6. The climate impact potential of the pipeline in terms of the contribution to GCF core indicators is presented in figure 7.

⁵ The breakdown of GCF funding into the eight results areas is based on the simple attribution according to the number of results areas marked in each proposal, unless otherwise noted in the proposals.

Figure 7: Estimated climate impact potential by region
(Mitigation potential: 681.1 Mt CO₂eq / Adaptation potential: 92.1 million people)



Abbreviations: EE = Eastern Europe, LAC = Latin America and the Caribbean.

7. Based on the level of advancement of each funding proposal,⁶ it is estimated, at this juncture, that 38 projects and programmes within the pipeline are expected to be presented to the Board within the next 12 months, with a total requested GCF funding of USD 2.4 billion supporting projects and programmes worth USD 8.6 billion. The list of these projects and programmes, as well as an additional list of the other funding proposals in the pipeline at different stages of the review process, are presented in annex I. Many of the submitted funding proposals were drawn from the country programme briefs and entity work programmes, the status of which is also presented in annex I.

8. The average time taken for funding proposals in 2018, from the date of first funding proposal submission to the date of first feedback from the Secretariat, is 47 days for all accredited entities, and 49 days from direct access entities. The average time taken from the first submission of funding proposal to the board approval is 250 days for all accredited entities, and 205 days for direct access entities. This led to subsequent disbursements of USD 158.2 million for all accredited entities, including USD 43.1 million for direct access entities, as of 30 April 2018.

1.2 Concept note pipeline

9. As at the reporting date, the GCF pipeline for concept notes is shown in table 2.

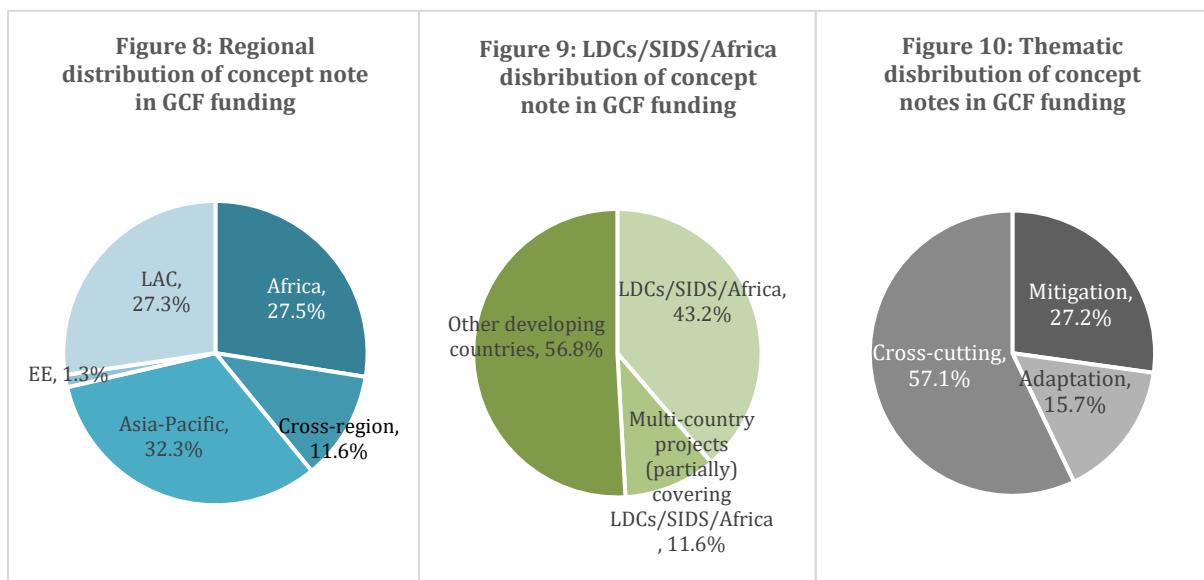
10. Among 183 concept notes registered in the GCF pipeline, 12 have subsequently requested project preparation support from the Project Preparation Facility (PPF) and are included in the total of 48 PPF applications as detailed in section II below. There are also 11 enhanced direct access proposals requesting a total GCF funding of USD 204 million.

⁶ The level of advancement is determined by a number of factors, including: (1) the completeness of required information and documentation; (2) readiness in project preparation (feasibility study, appraisal, etc.); (3) alignment with the investment framework; and (4) compliance with GCF policies and others.

Table 2: GCF pipeline overview for concept notes⁷

		PUBLIC	PRIVATE	PUBLIC & PRIVATE PARTNERSHIP
NUMBER	Number of concept notes	116	54	13
	- New proposals since B.19	18	1 ⁸	0
AMOUNT	GCF funding (million USD)	5 868.3	3 716.7	1 313.1
	Co-financing (million USD)	10 359.7	12 687.7	2 942.7
	Total investment (GCF + co-financing, million USD)	16 228.0	16 404.4	4 255.8

11. Figures 8, 9⁹ and 10 present the geographical distribution, including the distribution of funding to LDCs/SIDS/Africa, and the thematic distribution of the requested GCF funding for the concept notes.



Abbreviations: EE – Eastern Europe, LAC = Latin American and the Caribbean, LDCs = least developed countries, SIDS = small island developing States

12. The average time taken in 2018 between the date of the concept note submission from the accredited entities and the date of the feedback from the Secretariat is 31 days for all accredited entities and 33 days for direct access entities.

⁷ The full list of funding proposals is provided in GCF/B.20/Inf.07/Add.02 titled “Status of the GCF pipeline – Addendum: List of concept notes”. Owing to the deliberative nature of the document, the addendum is made available to the Board on a limited distribution basis.

⁸ The concept note has been developed into a funding proposal during the reporting period.

⁹ The further breakdowns for LDCs, SIDS, and Africa respectively are as following.

For LDCs: 23.9 LDCs, 64.5% non-LDCs, and 11.6% multi-country projects partly covering LDCs

For SIDS: 8.3% SIDS, 80.1% non-SIDS, and 11.6% multi-country projects partly covering SIDS

For Africa: 27.5% Africa, 32.3% Asia-Pacific, 27.3 Latin America and the Caribbean, 1.3 Eastern Europe, and 11.6% multi-regional projects partly covering Africa.

II. Status of the pipeline of projects from direct access entities and the Project Preparation Facility

13. As at the reporting date, the GCF pipeline for direct access entities is shown in table 3:

Table 3: GCF pipeline for direct access entities

	Number of funding proposals	Percentage (in relation to total pipeline)	Requested GCF funding (million USD)	Percentage (in relation to total investment)
Funding proposals	20	30.8	1 274.2	33.0
Concept notes	44	24.0	2 025.5	18.6

14. The Secretariat continues to work closely with direct access entities (DAEs) and national designated authorities (NDAs)/focal points in developing their pipelines of proposals to be submitted to GCF.

15. As at the reporting date, accredited entities (AEs) had submitted 48 applications for project preparation support from the PPF to develop specific project concepts into compelling funding proposals with a no-objection Letter, of which 22 (46%) are from DAEs. A total of 11 PPF applications have been approved or endorsed pending final conditions for approval. Among 11 applications, 8 have been approved, of which 6 (75%) are for DAEs. One approved PPF grant has been successfully completed and provided the basis for a funding proposal submitted by the Ministry of National Resources of Rwanda which was approved at B.19 on 1 March 2018. Of the 37 PPF requests that have not yet been approved or endorsed, 25 are pending strengthening and resubmission by the AE based on review feedback from the Secretariat (of which 15 have been pending resubmission by the AE for over six months). Of the 48 PPF applications, 23 are from DAEs and 30 are for LDCs, SIDS, and African States. The list of these PPF applications, including those approved, is presented in annex II. There has been increased interest conveyed in recent months by Multilateral Development Banks and other international AEs in accessing project preparation support from the PPF. Further guidance from the desired balance of PPF resources can be useful in targeting this support.

16. The time for processing PPF requests is a function of the review of the underlying project Concept Note for which project preparation support is being sought, as well as the PPF application itself. The average anticipated time to review and provide feedback on a project Concept Note is 30 days. Once the underlying project Concept Note is deemed sufficiently advanced vis-a-vis GCF investment criteria to receive project preparation support, an additional 15 days is anticipated on average to provide review of the PPF application. Consistent with Board decision B.13/21, the Secretariat prioritizes the review of PPF applications from DAEs. As at the reporting date, the total approved amount for PPF applications was USD 6.46 million of which USD 2.21 million had been disbursed for all AEs, with USD 1.78 million being specifically for DAEs.

17. The Secretariat is undertaking a series of actions to substantially increase the pace of processing and substantive quantity of approved PPF applications and the project concept notes they are designed to advance. As at 30 April 2018, the Secretariat had provided substantive written feedback to AEs and NDAs for 44 of the 48 PPF applications. The Secretariat has also strengthened its capacity to support DAEs and countries in designing strong project concept notes and associated applications for project preparation support from the PPF by drawing on the expertise of sector-focused off-site project preparation consultants. As at the reporting date, three DAEs had received this technical assistance, and more is being planned. The Secretariat is also developing partnerships with institutions that are leaders in their respective sectors to provide technical resources and sectoral guidance to countries' and AEs (particularly DAEs) to strengthen the quality of their project pipelines. Although more support is needed, these efforts are starting to bear fruit, and the number, quality and balance of approved PPF requests from DAEs is anticipated to increase throughout 2018.

III. Status of simplified approval process pilot scheme

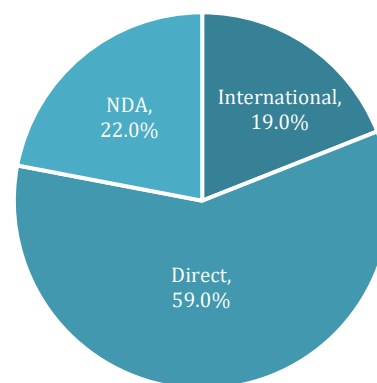
18. Since the launch of the simplified approval process pilot scheme (SAP) in November 2017, one project submitted by Environmental Investment Fund (EIF) Namibia, amounting to USD 9.3 million, was approved by the Board at B.19.¹⁰

19. As at the reporting date, the SAP pipeline consisted of a total of 14 public and private sector concept notes and funding proposals, which have requested GCF funding of USD 130 million to support projects and programmes with a total value of USD 210 million, when taking co-financing into account. Since the last reporting date, eight new proposals have been submitted to the Secretariat during the reporting period, and have either been reviewed with feedback sent to the AEs, or are currently under expedited review .

20. Of the 14 proposals in the SAP pipeline, 13 are public-sector proposals consisting of 11 concept notes and two funding proposals; and one is a private-sector funding proposal. Two funding proposals (one public-sector and one private-sector) were reviewed by the Secretariat and ITAP and are expected to be considered by the Board at B.20.

21. In the SAP pipeline, 81 per cent of the requested GCF funding isare from direct DAEsaccess entities and NDAs, as shown in Ffigure 11. More than half of the requested funding isare proposed to target adaptation results areas, including ecosystem- and community-based adaptation, flood and water management, and climate-resilient agriculture and forestry., and other adaptation activities. Around 40 per cent of the funding requested proposes to target mitigation results, mainly increased access to renewable energy and energy efficiency.

Figure 11: Requested GCF funding under SAP by AE type (%)



22. The SAP portfolio is expected to increase with the development of guidelines and tools for AEs and NDAs/focal points (FPs) in generating SAP concept notes and funding proposals. The SAP funding proposal template will be launched on the GCF website on the first week of May, and the online submission portal is currently under development. The first series of SAP webinar will also take place in early May 2018 to guide AEs and NDAs/FPs in preparing SAP proposals, and the subsequent series of webinars in Spanish and French will take place in fall 2018. Various communications and outreach activities arealso planned to closely support the GCF partners.

IV. Status of active requests for proposals

4.1 Enhanced direct access

23. As per decision B.10/04, the Board approved the allocation of up to USD 200 million for at least 10 pilot proposals, including at least four pilots to be implemented in SIDS, LDCs and African States. Since the launch of the enhanced direct access (EDA) request for proposal (RFP) at the end of June 2016, GCF has approved two funding proposals amounting to USD 30 million

¹⁰ SAP001 "Improving rangeland and ecosystem management practices of smallholder farmers under conditions of climate change in Sesfontein, Fransfontein, and Warmquelle areas of the Republic of Namibia".

of GCF funding. The approved projects include USD 10 million for the “Empower to Adapt: Creating Climate-Change Resilient Livelihoods through Community-Based Natural Resource Management (CBNRM) in Namibia” project (FP024) submitted by EIF Namibia to which GCF has disbursed USD 427 thousands by far; and another 20 million for the “Integrated physical adaptation and community resilience through an enhanced direct access pilot in the public, private, and civil society sectors of three Eastern Caribbean small island developing states” project (FP061) submitted by DoE Antigua to be implemented in Antigua and Barbuda, Dominica and Grenada.

24. As at 30 April, GCF pipeline comprised nine concept notes and two funding proposal under the EDA RFP, requesting total GCF funding of USD 226 million. Out of nine concept notes, six have not been active in the past year. Out of two funding proposals, one was developed from a concept note since B.19, another was not approved at B.18, and the other is currently under PPF review.

4.2 Pilot programme to support micro-, small, and medium-sized enterprises

25. Through decision B.13/22, the Board approved the micro-, small, and medium-sized (MSME) pilot RFP, deciding to limit GCF participation in the first tranche at USD 100 million. Following the closing of the MSME RFP in August 2016, the Board has approved two funding proposals for a total of USD 40 million. The approved projects include USD 20 million for the “Business loan programme for GHG emissions reduction” proposal (FP028) submitted by Mongolia-based XacBank to which GCF has disbursed its total commitment of USD 20 million; and another USD 20 million for the “Low-Emission Climate Resilient Agriculture Risk Sharing Facility for MSMEs” proposal (FP048) submitted by the Inter-American Development Bank to be implemented in Guatemala and Mexico.

26. The “SCF Capital Solutions” proposal (FP029) initially approved for USD 12.2 million for the Development Bank of Southern Africa (DBSA) lapsed in October 2017 as DBSA did not wish to extend the relevant deadline to execute the funded activity agreement in accordance with the Board’s approval.

27. In the first phase of the MSME RFP, the Secretariat learned the potentials and the challenges of working in the MSME segment with various entities. The potentials are localized and innovative technologies and greater community reach from local entities with strong connections to their local communities. These projects, however, were often restricted by the accreditation requirement, as 13 out of 30 concept notes came from non-accredited entities under the MSME RFP programme. Therefore, the Secretariat has encouraged the non-accredited entities either to become accredited or to partner with existing AEs.

28. While actively helping non-accredited entities to find suitable AEs who may be interested in partnership, the Secretariat has continuously tracked the accreditation progress of non-accredited entities for pipeline building. Further projects from the MSME pilot are expected to be brought to the Board for consideration. Additionally, the second tranche of the MSME pilot will be launched soon.

4.3 Mobilizing funds at scale

29. Following the approval of decision B.16/23, the Board approved the mobilizing funds at scale (MFS) pilot programme in 2017 allocating up to USD 500 million to innovative, high-impact projects and programmes that mobilize private sector investment in climate change activities. The RFP was open to responses from AEs and non-accredited entities and attracted 350 concept note submissions from more than 70 countries with an estimated GCF requested

financing of USD 18 billion. Below is the result of the evaluation of the proposals following a rigorous review according to criteria set out in the RFP:

- (a) **Top 30 concept notes were shortlisted.** Eleven submissions were received from AEs and 19 were received from non-accredited entities (of which five came from entities currently going through the accreditation process with GCF). The Secretariat is engaging with all proponents of shortlisted concept notes to work with them on the next steps towards developing full funding proposals for consideration by the Board. Six concept notes are currently being developed into funding proposals to be presented to the Board at B.21, subject to further review and identification of suitable AEs.
- (b) **Ninety-five concept notes completed the three-level evaluation process.** The 95 concept notes were evaluated under the established evaluation process but were not shortlisted. Of the 95 concept notes, 18 concept notes were submitted by existing AEs, and the Secretariat is currently reviewing these. The Secretariat also invited the proponents of the 77 concept notes not submitted by an AE to work with an AE and reapply through the regular window.
- (c) **A total of 134 concept notes were outside the MFS scoring criteria.** The Secretariat is seeking to engage on these 134 concept notes where possible.
- (d) **Ninety-one concept notes were not considered due to incompleteness or double submission.**

4.3.1 Challenges

30. Of the 30 shortlisted concept notes, 11 came from AEs, 5 came from entities currently going through the accreditation process with GCF, and 14 came from non-accredited entities.

31. The Secretariat is working closely with the proponents of the 14 concept notes from non-accredited entities to either help them find suitable AEs who may be interested in partnership or seek accreditation themselves. However, the Secretariat is experiencing difficulties and delays as some existing entities are developing their own projects with similar concepts or otherwise have shown little interest.

32. The entities that have shown interest in seeking accreditation are also facing a long process to secure it, including negotiating and executing accreditation master agreements. The projects that need immediate GCF financing may not move forward due to these and other accreditation related challenges.

4.4 REDD-plus

33. As per decision B.18/07, the Board allocated up to USD 500 million to the request for proposals for the pilot programme for REDD-plus results-based payments. The secretariat has not yet received any concept notes in response to this RFP as of the date of the report. The Secretariat has been discussing closely with several countries, mainly from Latin America and few from Asia that expressed their intention to submit concept notes during the third quarter of the year. The secretariat also received information from two countries that have selected an accredited entity to submit funding proposals within 2018.

34. The secretariat is currently developing a number of documents to support AEs and NDAs in preparing and submitting proposals. These documents include frequently asked questions, a clarification note on items in the approved terms of reference that warrant clarification and a guidance for filling the funding proposal template for REDD-plus results-based payments. These documents will be published in May and posted on the GCF's REDD+ web page, expected to launch in June. In addition, the Secretariat will develop a series of

webinars in June to provide further information on GCF funding modalities for REDD-plus and to clarify any questions related to the REDD-plus pilot programme.

V. Status of the knowledge management development

35. By decision B.17/09, annex III, the Board requested the Secretariat to develop an online concept note and funding proposal submission portal and improve data management and analytics, including, for example, the AE submission portal and NDA portal. Responding to the decision, the Secretariat has enhanced the quality and transparency of the project pipeline by providing more advanced knowledge management systems to the public, the stakeholders, and the internal users.

5.1.1 For public users: Funding proposal pipeline updates and concept note publication

36. For the public users, the monthly funding proposal pipeline updates and the submitted concept note documents have been published on the GCF website¹¹ since November 2017, if no objection from the AE on the concept note publication is received. Each document has had an average of 160-200 views. The portfolio dashboard on GCF website has also been improved by shifting from manual update to a partial auto updated update linked to the database of the GCF internal portfolio management system. During these period, the public users as well as the Board, AEs and NDAs can access the general information on current GCF pipeline and portfolio status, communicate with each other, and provide feedback to the Secretariat to improve the data and quality of the project pipeline.

5.1.2 For stakeholders: NDA/AE portals and online submission of funding proposal and concept note

37. The Secretariat has received many positive feedback with suggestions from NDAs and AEs on NDA/AE portals since its launch in early 2018. The portals are actively used by many NDAs and AEs as they provides the access to a GCF data repository of their project pipeline and portfolio, which includes the status of the concept notes and funding proposals submitted as well as information on approved projects, such as the status of funded activity agreements and disbursements. The portals will be further improved with regard to their content, presentation, usability, and data confidentiality based on the feedback received from NDAs and AEs.

38. The Secretariat aims to provide the online funding proposal and concept note submission feature to NDAs and AEs via the portals, which are currently under development. They will be available after relevant revisions have been implemented, subject to the subsequent changes to the policy decisions resulting from B.20 and B.21. The portals are expected to be launched by end of 2018 followed by the template revision.

39. For SAP online submission, the word version of the SAP funding proposal template was published on GCF website on 1 May 2018. In a meantime, the Secretariat has developed the SAP online submission system, the first draft version of which is ready to be used by AEs. It will be launched after B.20 to incorporate policy decisions adopted at B.20.

5.1.3 For internal users: Preparation for better knowledge sharing and reporting

40. As a part of continuous efforts to expand the function of the NDA and AE portals as the knowledge sharing hub for all matters related to NDAs and AEs, the Secretariat has developed the 'Internal Notes' feature for GCF colleagues, which will capture additional information from

¹¹ Funding proposal pipeline monthly update (<https://www.greenclimate.fund/library/-/docs/list/902350>) and concept note document publication (<https://www.greenclimate.fund/library/-/docs/list/874832>) on GCF website.

colleagues and will enhance the overall understanding of the previous and current status and activities, key discussion points, possible next steps and other contextually useful information. GCF colleagues can use this information, in addition to proposals and projects information, to prepare different engagement situation to any given NDA or AE during meetings, calls, and missions, and to deliver a consistent message to GCF stakeholders.

5.1.4 **Strategies for proactive pipeline management and related knowledge management**

41. Knowledge management can be improved in three different aspects – database management, system development, and reporting – targeting external and internal users respectively. The Secretariat has already started using a single data source for internal and external reports by a partly manual and partly automated update, with the aim of providing fully automated portals for NDAs and AEs as well as public users in order to improve the effectiveness, transparency and country ownership of GCF processes.

Annex I: List of funding proposals

Table 1: Funding proposals expected to be presented to the Board within the next 12 months

No.	Public/private	Project/programme title	Region	Project/programme	GCF amount (million USD) ^a	Financial instrument	Total size (million USD)	LDCs/SIDS/African	Theme	Direct/International access	Stage ^c	Impact potential		EWP?	CPB? ^d	CN?	SAP	EDA/PPF
												Mitigation (MtCO ₂ eq)	Adaptation (k beneficiaries)					
1	Public	Ecosystem project	Asia-Pacific	Project	29.7	Grant	39.9	LDC	Adaptation	International	4.3	0	820	No	Yes	Yes		
2	Public	REDD+ project	Africa	Programme	20.0	Grant	170.0	Africa	Cross-cutting	International	4.3	30.0	1,550	Yes		Yes		
3	Public	Urban programme	Africa, Asia-Pacific, Eastern Europe	Programme	275.4 ^b	Grant, Loan	794.7	Africa	Cross-cutting	International	5.2	11.1	23,090	Yes	Yes	Yes		
4	Public	Agricultural project	Africa	Project	42.7	Grant	61.2	Africa/LDC	Adaptation	International	5.1	0	3,753	Yes		Yes		
5	Public	Food insecure and vulnerable communities project	Asia-Pacific	Project	8.6	Grant	9.6	(None)	Adaptation	International	5.2	0	802	Yes		Yes	Yes	
6	Public	Climate Resilient Communities project	LAC	Project	9.5	Grant	10.0	(None)	Adaptation	International	5.1	0	58	Yes	Yes	Yes		
7	Public	REDD+ project	Africa	Project	30.0	Grant	115.1	Africa	Cross-cutting	International	5.1	13.2	5,843	Yes	Yes	Yes		
8	Public	Food and Nutrition Security project	Asia-Pacific	Project	31.5	Grant	79.1	LDC	Cross-cutting	International	5.1	34.9	400	Yes	Yes	Yes		
9	Public	Coastal communities project	Africa	Project	23.6	Grant	26.7	Africa/LDC	Adaptation	International	4.3	0	2,000	No	Partly	Yes		
10	Public	Agroforestry management project	LAC	Programme	30.2 ^b	Grant	43.8	SIDS/LDC	Cross-cutting	International	5.2	0	44	Yes		Yes		
11	Public	Building livelihood resilience project	LAC	Project	22.0	Grant	37.7	(None)	Adaptation	International	5.2	2.2	132	Yes	No CPB	Yes		
12	Public	Resilience to natural disasters project	LAC	Project	16.1	Grant	48.8	SIDS	Adaptation	International	5.1	0	3,193	No	Yes			
13	Public	Enhancing climate resilience project	Asia-Pacific	Project	43.4	Grant	130.3	(None)	Cross-cutting	International	5.2	3.6	11,745	Yes	No	Yes		
14	Public	Renewable energy project	Asia-Pacific	Project	29.9	Grant	53.2	SIDS	Mitigation	International	5.2	0.3	0	No	No	Yes		
15	Public	Agriculture project	Asia-Pacific	Project	27.2	Grant	43.9	LDC	Adaptation	International	5.1	0	579	Yes	Yes	Yes		
16	Public	Basin project	Africa	Programme	67.8	Grant	197.1	Africa/LDC	Cross-cutting	International	5.1	7.0	14,000	Yes	No			
17	Public	Water banking project	Africa	Project	59.6	Grant	175.9	Africa	Adaptation	International	4.3	0	430	Yes				
18	Public	Livelihood project	Asia-Pacific	Programme	20.0	Grant, Loan	20.0	LDC	Adaptation	Direct	4.3	0	67	No	Yes	Yes		EDA
19	Public	Resilient Rural project	LAC	Programme	8.0	Grant	20.0	SIDS	Adaptation	International	5.1	0	30	Yes	No	Yes		
20	Public	Restoration of degraded lands project	LAC	Project	35.8	Grant	127.7	(None)	Cross-cutting	International	5.2	4.2	225	Yes	Yes			
21	Public	Water programme	Africa	Programme	41.7	Grant	180.5	Africa	Adaptation	Direct	4.3	TBD	TBD	No				
22	Public	Water Supply Project	Asia-Pacific	Project	29.2	Grant	58.8	SIDS/LDC	Cross-cutting	International	5.2	0	56	No	No	Yes		
23	Public	Ecosystem based adaptation project	Africa	Project	9.4	Grant	9.7	Africa	Adaptation	Direct	4.3	0	196	Yes		Yes	Yes	
24	Public	African Risk Programme	Africa	Programme	50.0	Grant, Loan	62.6	Africa/LDC	Adaptation	International	4.3	TBD	TBD	No	No	Yes		
25	Public	Agribusiness project	Asia-Pacific	Project	30.0	Grant	78.0	LDC	Adaptation	International	5.1	0	700	No	No			

No.	Public/private	Project/programme title	Region	Project/programme	GCF amount (million USD) ^a	Financial instrument	Total size (million USD)	LDCs/SIDS/African	Theme	Direct/International access	Stage ^c	Impact potential		EWP?	CPB? ^d	CN?	SAP	EDA/PPF	
												Mitigation (MtCO ₂ eq)	Adaptation (k beneficiaries)						
26	Public	Geothermal project	Asia-Pacific	Programme	185.0	Grant, Loan, Guarantee	510.0	(None)	Mitigation	International	5.2	110.0	0	Yes	Yes				
27	Public	Sustainable city project	Africa	Programme	43.7	Grant	47.6	Africa/LDC	Cross-cutting	Direct	4.3	TBD	TBD	Yes					
Subtotal (public)					1 219.8		3 152.0												
28	Private	Renewable Energy Programme	Africa, Asia-Pacific	Programme	145.0	Grant, Equity	1 060.0	Africa/SIDS/LDC	Mitigation	International	4.3	40.0	0	Yes	Partly				
29	Private	Renewable Energy Programme	Asia-Pacific	Programme	106.4	Grant, Loan	431.0	SIDS	Mitigation	Direct	5.2	6.0	0	No	No				
30	Private	Public capacity building for adaptation projects	LAC	Project	26.5	Grant, Loan	31.5	SIDS	Adaptation	Direct	4.3	0	70	No	No	Yes			
31	Private	Climate Financial System	Africa, Asia-Pacific, LAC	Programme	397.3 ^b	Grant, Loan, Guarantee	1 063.9 ^b	Africa/SIDS/LDC	Cross-cutting	International	5.2	46.0	1,310	Yes	No	Yes			
32	Private	Credit Enhancement programme	Africa	Programme	253.8	Guarantee	1 381.8	Africa	Mitigation	Direct	5.1	31.1	0	No		Yes			
33	Private	Climate investment programme	Africa	Programme	55.0 ^f	Loan Grant	169.0 ^f	Africa/LDC	Cross-cutting	Direct	5.2	29.7	444	No					
34	Private	Renewable Energy Project	Africa	Project	27.7	Loan	79.1	Africa	Mitigation	International	4.3	1.4	0	No					
35	Private	REDD+ Programme	Africa, Asia-Pacific, LAC	Programme	96.0	Grant, Loan, Equity, Guarantee	885.0	Africa/LDC	Cross-cutting	International	4.3	TBD	TBD	Yes	No	Yes		MFS	
36	Private	Water Project	Africa	Project	28.0	Loan	225.0	(None)	Adaptation	Direct	5.2	0	4,185	No	No				
37	Private	Renewable Energy Programme	Asia-Pacific	Programme	10.0	Grant, Loan	22.0 ^g	(None)	Mitigation	Direct	5.2	0.5	0	Yes	No	Yes	Yes		
38	Private	Green Finance Programme	Asia-Pacific	Programme	30.0	Grant, Equity	50.4	(None)	Mitigation	Direct	4.3	3.0	0	No	No				
Subtotal (private)					1 175.7		5 398.7												
Overall total (public + private)					2 395.5		8 550.6												

Abbreviations: CN = concept note, CPB = country programme brief; EDA = enhancing direct access, EE = Eastern Europe, EWP = entity work programme, LAC = Latin America and the Caribbean, LDCs = least developed countries, MFS = Mobilizing Funds at Scale, PPF = Project Preparation Facility, SAP = Simplified Approval Process, SIDS = small island developing States.

^a The individual funding amounts are rounded to the nearest tenth.

^b The requested GCF amount in euros is converted into United States dollars at the United Nations Operational Rates of Exchange effective at 1 May 2018 (1 EUR = 1.20772947 USD)

^c Stage: (4.3) funding proposal receipt and completeness check; (5.1) second-level due diligence by the Secretariat; (5.2) submission to the independent Technical Advisory Panel; and (5.3) submission to the Board. Stage numbers are according to the updated project and programme cycle (decision B.17/09, annex IV).

^d The Secretariat of the GCF requests accredited entities to provide an update of their EWPs twice a year. Country programmes and CPB updates observe a different timeline that respects countries' programming elaboration/update schedules, as well as opportunities to engage with the Secretariat (e.g. during GCF regional structured dialogues). The information provided in this table hence reflects only the most recent information formally shared with the Secretariat by country national designated authorities/focal points and accredited entities, and should not be interpreted as a confirmation about whether a funding proposal is supported by national designated authorities/focal points or accredited entities at the date of publication of this report.

^e The list may change subject to the level of readiness of each funding proposal as well as future funding proposal submissions.

^f The funding proposal was further developed after the reporting period. The latest GCF requested amount is USD 57.5 million and the total financing is USD 172.6 million.

^g The funding proposal was further developed after the reporting period. The latest total financing is USD 21.5 million.

Table 2: Funding proposals in GCF pipeline at different stages of the review process

No.	Public/private	Project/programme title	Region	Project/programme	GCF amount (million USD) ^a	Financial instrument	Total size (million USD)	LDCs/SIDS/African States	Theme	Direct/International access	Stage ^c	Impact potential		EWP?	CPB? ^d	CN?	SAP	PPF/EDA
												Mitigation (MtCO ₂ e)	Adaptation (k beneficiaries)					
1	Public	Ecosystem-based adaptation project	Latin America and the Caribbean	Programme	40.0	Grant	40.0	SIDS	Adaptation	Direct	4.3	TBD	TBD	Yes	Partly	Yes		
2	Public	Agricultural insurance project	Latin America and the Caribbean	Programme	20.0	Grant	20.0	(None)	Adaptation	International	4.3	0	58	Yes	No	Yes		
3	Public	Climate change adaptation project	Africa	Programme	29.0 ^b	Grant	97.5	Africa	Cross-cutting	International	5.1	0	42	No				
4	Public	Transportation project	Africa	Project	33.9 ^b	Loan	474.2	Africa/LDC	Cross-cutting	International	4.3	0	100	No				
5	Public	Community adaptation project	Africa	Project	10.0	Grant	10.0	Africa	Adaptation	Direct	5.1	0	1,473	Yes		Yes		EDA
6	Public	Green project	Africa	Programme	9.9	Grant	9.9	Africa	Cross-cutting	Direct	4.3	1,180	475	Yes				
7	Public	REDD+ project	Asia-Pacific	Project	38.0	Grant	79.0	(None)	Mitigation	International	4.3	0	3,875	Yes	Yes	Yes		
8	Public	Enhancing community resilience project	Africa	Project	TBC	TBC	TBC	Africa	Adaptation	Direct	4.3	0	24	Yes				
9	Public	Native vegetation project	Latin America and the Caribbean	Project	50.7	Grant	117.8	(None)	Cross-cutting	International	4.3	0	388	No	Yes			
10	Public	Resilience of communities and ecosystems project	Africa	Project	9.9	Grant	9.9	Africa	Adaptation	Direct	4.3	1,508	240	Yes				
11	Public	Smallholder Farmers project	Africa	Project	10.0	TBC	10.0	Africa	Adaptation	Direct	5.1	TBD	TBD	Yes				
12	Public	Joint mitigation and adaptation project	Latin America and the Caribbean	Project	420.0	TBC	1,400.0	(None)	Cross-cutting	Direct	4.3	0	58	Yes	Yes			
13	Public	Mitigation project	Asia-Pacific	Project	55.7	Grant	72.5	LDC	Cross-cutting	International	5.1	0	42	Yes	Partly			
14	Public	Coastal resilience project	Asia-Pacific	Project	48.4	Grant	71.2	SIDS	Adaptation	International	4.3	0	100	Yes	Yes			
15	Public	Ecosystem and Agricultural Resilience project	Africa	Project	45.7	Grant	50.0	Africa/LDC	Cross-cutting	International	5.1	0	1,473	No		Yes		
16	Public	Water supply project	Asia-Pacific	Project	10.9	Grant	97.9	LDC	Adaptation	International	4.3	1,180	475	No	No			
17	Public	Water project	Asia-Pacific	Project	40.0	Grant	172.9	(None)	Adaptation	International	5.1	0	3,875	No				

No.	Public/private	Project/programme title	Region	Project/programme	GCF amount (million USD) ^a	Financial instrument	Total size (million USD)	LDCs/SIDS/African States	Theme	Direct/International access	Stage ^c	Impact potential		EWP?	CPB? ^d	CN?	SAP	PPF/EDA
												Mitigation (MtCO ₂ e)	Adaptation (k beneficiaries)					
18	Public	Clean Energy project	Asia-Pacific	Programme	60.0	Grant, Loan	120.0	(None)	Mitigation	Direct	4.3	0	24	No	Yes	Yes		
19	Public	Renewable energy project	Asia-Pacific	Project	23.0	Grant	73.6	(None)	Mitigation	International	4.3	0	388	No	No			
20	Public	Resilient Land project	Asia-Pacific	Project	25.0	Grant	47.7	(None)	Adaptation	International	4.3	1,508	240	Yes	Yes	Yes		
21	Public	Food security project	Africa	Project	8.8	Grant	10.0	Africa	Adaptation	International	4.3	TBD	TBD	Yes				
Subtotal (public)					988.9		2 984.2											
22	Private	Transportation Programme	Asia-Pacific	Project	59.2	Loan	164.2	(None)	Mitigation	International	4.3	44	0	Yes	No			
23	Private	Green Bond Programme	Africa, Asia-Pacific, Eastern Europe, Latin America and the Caribbean	Programme	75.0	Equity	2,100.0	Africa/SIDS/LDC	Mitigation	International	4.3	90,000	0	No	Partly			
24	Private	Renewable Energy Programme	Asia-Pacific	Project	95.0	Grant, Loan	581.5	LDC	Mitigation	International	4.3	4,600	0	No	No			
25	Private	Renewable energy programme	Africa	Programme	140.0	Loan, Guarantee	505.0	Africa	Mitigation	International	4.3	5,346	0	No		Yes		
26	Private	Gender Finance Programme	Africa	Programme	20.0	Grant, Loan	205.0	Africa	Cross-cutting	International	4.3	TBD ^f	TBD ^f	Yes		Yes		MSME
27	Private	Renewable Energy Programme	Africa	Programme	90.0	Grant, Loan, Equity	2,490.0	Africa/LDC	Mitigation	Direct	4.3	TBD ^f	TBD ^f	No		Yes		MFS
Subtotal (private)					479.2		6 045.7											
Overall total (public + private)					1 468.1		9 029.9											

Abbreviations: CN = concept note, CPB = country programme brief; EE = Eastern Europe, EWP = entity work programme, LAC = Latin America and the Caribbean, LDCs = least developed countries, MFS = Mobilizing Funds at Scale, MSME = micro-, small, and medium- sized enterprises, PPF = Project Preparation Facility, SAP = Simplified Approval Process, SIDS = small island developing States.

^a The exact funding amount and financial instrument are to be determined. For the funding proposals with ranges of GCF funding requested and a total project size, estimated values are used to calculate the totals.

^b The requested GCF amount in euros is converted into United States dollars at the United Nations Operational Rates of Exchange effective at 1 May 2018 (1 EUR = 1.20772947 USD)

^c Stage: (4.3) funding proposal receipt and completeness check; (5.1) second-level due diligence by the Secretariat; (5.2) submission to the independent Technical Advisory Panel; and (5.3) submission to the Board. Stage numbers are according to the updated project and programme cycle (decision B.17/09, annex IV).

^d The Secretariat requests accredited entities to provide an update of their EWPs twice a year. Country programmes and CPB updates observe a different timeline that respects countries' programming elaboration/update schedules, as well as opportunities to engage with the Secretariat (e.g. during GCF regional structured dialogues). The information provided in this table hence reflects only the most recent information formally shared with the Secretariat by country national designated authorities/focal points and accredited entities, and should not be interpreted as a confirmation about whether a funding proposal is supported by national designated authorities/focal points or accredited entities at the date of publication of this report.


^e The exact funding amount and financial instrument are to be determined. For the funding proposals with ranges of GCF funding requested and a total project size, estimated values are used to calculate the totals.

^f Since the funding proposal is at an early stage development, the accredited entity is still in the process of quantifying the mitigation and adaptation impacts.


Annex II: List of Project Preparation Facility applications

Table 1: Project Preparation Facility applications in the GCF pipeline at different stages of the review process

Public/Private	No.	Project/programme title	Region	PPF amount (USD)	Financial instrument	LDCs/ SIDS/ African States	Theme	Direct/ International access	Stage ^a
Public	1	Strengthening and enhancing the application of Environmentally Sound Technologies related to waste management	Asia-Pacific	1,500,000	Grant	No	Crosscutting	International	2
PPP	2	Public and Private Sector Energy Efficiency Programme	Africa	318,060	Grant	Yes	Mitigation	Direct	4
Public	3	Preservation and restitution of ecosystem services with an emphasis on water security	LAC	704,000	Grant	No	Crosscutting	International	2
Public	4	Building climate change resilience of small scale and subsistence farmers to support sustainable rural development	Africa	410,000	Grant	Yes	Adaptation	International	2
Public	5	Securing Permanent Forests to Combat Climate Change and Enhance Sustainable National and Local Economies	Africa	547,668	Grant	Yes	Crosscutting	International	2
Public	6	Restoring forests and agrosystems for climate change adaptation	Africa	299,187	Grant	Yes	Adaptation	International	2
Public	7	Strengthening Resilience of Coastal Ecosystems and Communities	Africa	282,500	Grant	Yes	Adaptation	International	2
Public	8	Increasing the resilience of livelihood options of vulnerable communities	Africa	861,000	Grant	Yes	Adaptation	International	2
Public	9	Coastal protection project	Africa	928,260	Grant	Yes	Adaptation	International	2
Public	10	Gum for Adaptation and Mitigation: Enhancing adaptive capacity of local communities and restoring carbon sink potential	Africa	295,826	Grant	Yes	Crosscutting	International	2
Public	11	Waste Management Programme	Africa	1,386,750	Grant	Yes	Mitigation	Direct	2
Public	12	Rural Green Economy and Climate Resilient Development Programme	Africa	1,498,841	Grant	Yes	Crosscutting	Direct	7
Public	13	Climate Resilient Organic Livelihood Project	Asia-Pacific	305,778	Grant	Yes	Adaptation	Direct	2
Public	14	Development of a Sustainable and Resilient Agricultural Project	Africa	717,407	Grant	Yes	Crosscutting	Direct	5
Public	15	Catalysing the transformation to a solar based economy	LAC	166,669	Grant	No	Crosscutting	Direct	2
Public	16	Strengthening resilience of rural livelihoods to climate risks through sustainable energy access	Asia-Pacific	975,000	Grant	Yes	Crosscutting	International	2



Public/Private	No.	Project/programme title	Region	PPF amount (USD)	Financial instrument	LDCs/ SIDS/ African States	Theme	Direct/ International access	Stage ^a
Public	17	Global Climate Services for Energy	Africa, EE	1,028,100	Grant	Partial	Crosscutting	International	2
Public	18	Enhancing Early Warning Systems to build greater resilience to hydro and meteorological hazards in Pacific Small Island Developing States	Asia-Pacific	535,833	Grant	Yes	Adaptation	International	5
Public	19	Regional Programme: Linking Climate Knowledge to Action for Resilience	Africa	842,497	Grant	Yes	Adaptation	International	2
Public	20	Preparatory Assessments for the Climate Resilience Project	Africa	861,000	Grant	Yes	Adaptation	International	4
Public	21	Green City Pilot	Africa	1,500,000	Grant	Yes		Direct	2
Public	22	Implementation of Integrated Atmospheric Composition Services	Africa	706,200	Grant	Yes	Crosscutting	International	2
Public	23	Solar Technology District	LAC	1,500,000	Grant	No	Mitigation	Direct	2
Private	24	Green Investment Platform	LAC	854,600	Grant	No	Crosscutting	Direct	3
Public	25	Accelerating Adoption of Electric Mobility	LAC	896,500	Grant	No	Mitigation	International	2
Public	26	Sustainable Transport for Intermediate Cities	LAC	1,415,750	Grant	No	Mitigation	Direct	5
Public	27	REDD+ Landscape Project	LAC	486,823	Grant	No	Crosscutting	International	2
Public	28	Pilot project of hydro agricultural permiters development with smart agricultural practices resilient	Africa	439,134	Grant	Yes	Crosscutting	Direct	4
Public	29	Promotion of energy efficient appliances, lighting and equipment	Asia-Pacific	1,500,000	Grant	Yes	Mitigation	International	2
Public	30	Transformative public and private partnerships for climate change adaptation and mitigation	LAC	277,172	Grant	No	Adaptation	International	2
Public	31	Low-emission and Climate Resilient Dairy Development Project	Africa	210,000	Grant	Yes	Crosscutting	International	3
Public	32	Integrated Landscape Management Initiative	Asia-Pacific	282,633	Grant	No	Crosscutting	International	3
Public	33	Renewable Bio-mass Fuel	LAC	694,000	Grant	No	Crosscutting	Direct	5
Public	34	Increased Climate Resilience of rural households and communities through the rehabilitation of productive agroforestry landscapes	LAC	211,704	Grant	No	Adaptation	International	2
Public	35	Solar PV Programmatic Solutions: Rail and Government Buildings	Africa	1,495,000	Grant	Yes	Mitigation	Direct	2
Public	36	Devolved climate change governance to strengthen resilience of communities	Africa	371,200	Grant	Yes	Adaptation	Direct	2



Public/Private	No.	Project/programme title	Region	PPF amount (USD)	Financial instrument	LDCs/ SIDS/ African States	Theme	Direct/ International access	Stage ^a
Public	37	Building Resilience in the Water Sector	Africa	450,000	Grant	Yes	Adaptation	International	2
Public	38	Building resilience of vulnerable farmers and ecosystems through innovative financing mechanisms	LAC	264,800	Grant	No	Adaptation	International	2
Public	39	Design Coastal and Marine Ecosystem Resilience Programme	Asia-Pacific	1,489,381	Grant	Yes	Adaptation	Direct	2
Public	40	Strengthening Urban Resilience	LAC	550,000	Grant	No	Crosscutting	International	2
Public	41	Programme for Climate-Smart Agroforestry-based Entrepreneurship	Africa	207,720	Grant	Yes	Crosscutting	Direct	2
Public	42	Mainstreaming Climate Smart Planning and Implementation into Agricultural Development	Africa	1,019,076	Grant	Yes	Crosscutting	Direct	2
Public	43	Low-Emission and Climate Resilient Agriculture	LAC	651,000	Grant	No	Crosscutting	Direct	2
Public	44	Green Transport Program	Asia-Pacific	1,491,137	Grant	Yes	Mitigation	International	2
Public	45	Enhancing the sustainability of the national energy matrix and the competitiveness of forest production through	LAC	881,000	Grant	No	Crosscutting	Direct	2
Private	46	Mini-grid/off-grid Solution	Asia-Pacific	1,295,000	Grant	No	Crosscutting	Direct	2
Private	47	Promoting large scale adoption of energy saving technologies and equipment	Asia-Pacific	721,120	Grant	Yes	Crosscutting	Direct	2
Public	48	climate resilience wastewater systems	LAC	1,023,703	Grant	No	Crosscutting	Direct	2
Total				37,349,029					

Note: The list includes Project Preparation Facility (PPF) applications submitted with formal no-objection letters from national designated authorities. ^a Stage 1: PPF application with Concept Note receipt and completeness check; Stage 2: Concept Note and PPF under Secretariat review; Stage 3: Concept deemed ready for PPF support and PPF application endorsed; Stage 4: PPF application approved; Stage 5: PPF under implementation; Stage 6: PPF activities completed; Stage 7: Funding proposal submitted.