



**GREEN
CLIMATE
FUND**

Meeting of the Board
30 September – 2 October 2017
Cairo, Arab Republic of Egypt
Provisional agenda item 14(d)

GCF/B.18/Inf.03
30 September 2017

Status of the GCF portfolio: pipeline and approved projects

Summary

This document provides an update of the GCF portfolio, including the pipeline of projects and programmes for the reporting period of 16 May to 20 August 2017.

I. Status of the funding proposal pipeline

1. At its eleventh meeting, the Board requested the Secretariat to provide an update of the pipeline portfolio and to submit it for information to the Board as part of the documentation submitted for every Board meeting.¹ This status report responds to the Board's request and provides an update for the reporting period of 16 May to 20 August 2017.

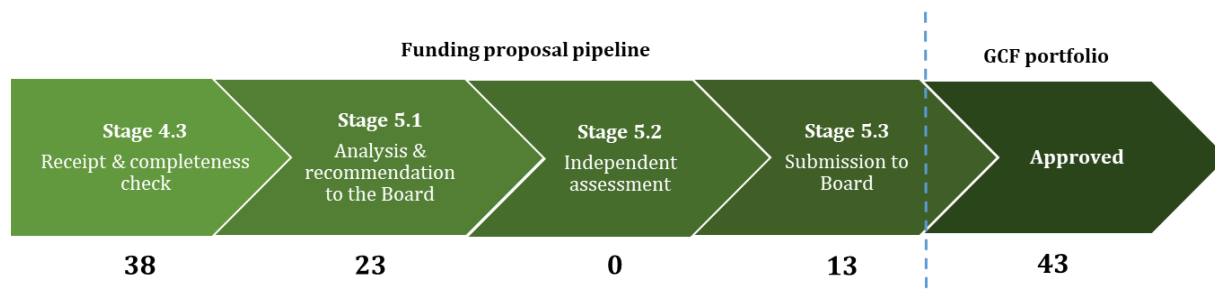
2. As at 20 August 2017, the GCF pipeline comprised 74 public- and private-sector funding proposals, which request a total GCF funding of USD 3.8 billion to support projects and programmes totalling USD 13.9 billion, when taking co-financing into account.²

3. Table 1 presents the overview of the pipeline, broken down into different sectors, and figure 1 presents the status of the funding proposals in the pipeline with respect to their level of progress in the GCF due-diligence process. The geographical distribution of the pipeline is presented in figure 2 and 3.

Table 1. GCF pipeline overview for funding proposals

		PUBLIC	PRIVATE
NUMBER	Number of funding proposals	61	13
	- New proposals since B.17	25	3
AMOUNT	GCF funding (million USD)	2,945.0	863.7
	Co-financing (million USD)	5,089.5	4,980.7
	Total investment		
	(GCF + co-financing)	8,034.5	5,844.4

Figure 1. Status of funding proposal progress



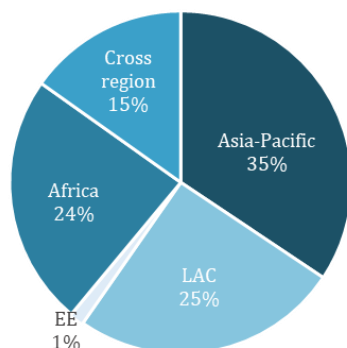
* Stage numbers are according to the updated project and programme cycle (annex IV, decision B.17/09)

¹ Decision B.11/11, paragraph (g).

² The full list of funding proposals is provided in GCF/B.18/Inf.03/Add.01 titled "Status of the GCF portfolio – addendum: list of funding proposals and project preparation facility requests". Due to the deliberative nature of the document, the addendum is made available to the Board on a limited distribution basis.



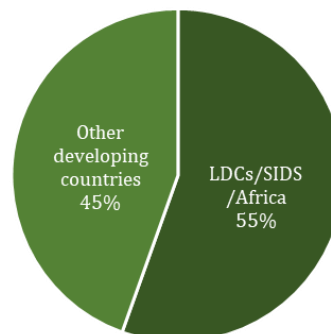
Figure 2. Regional distribution of the requested amount of GCF funding



Abbreviations:

EE = Eastern Europe, LAC = Latin America and the Caribbean

Figure 3. Regional distribution of the requested amount of GCF funding



Abbreviations:

LDCs = least developed countries, SIDS = small island developing States

4. The distribution of the pipeline by financial instrument and theme is provided in figures 4 and 5.

Figure 4. Total requested GCF amount by financial instrument

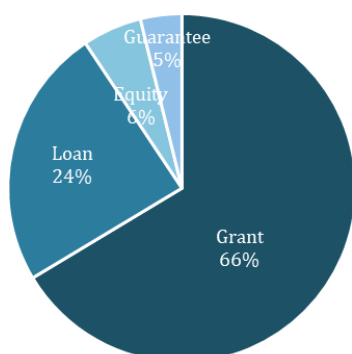
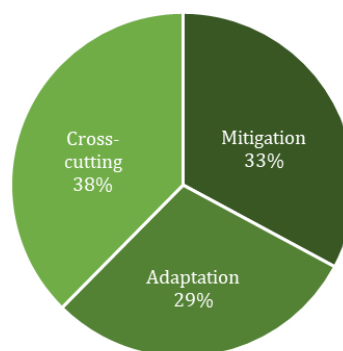
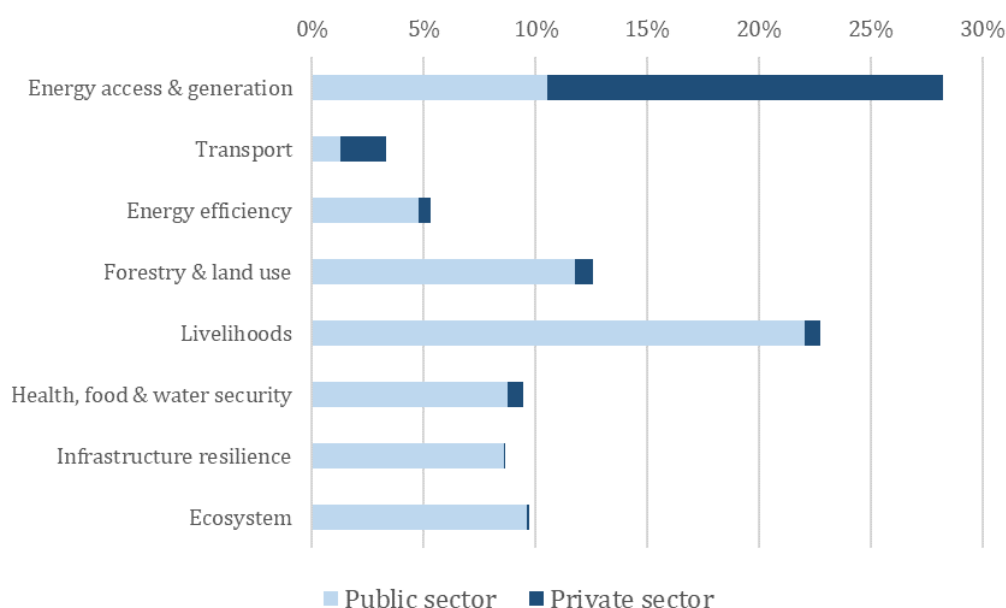


Figure 5. Total requested GCF amount by theme



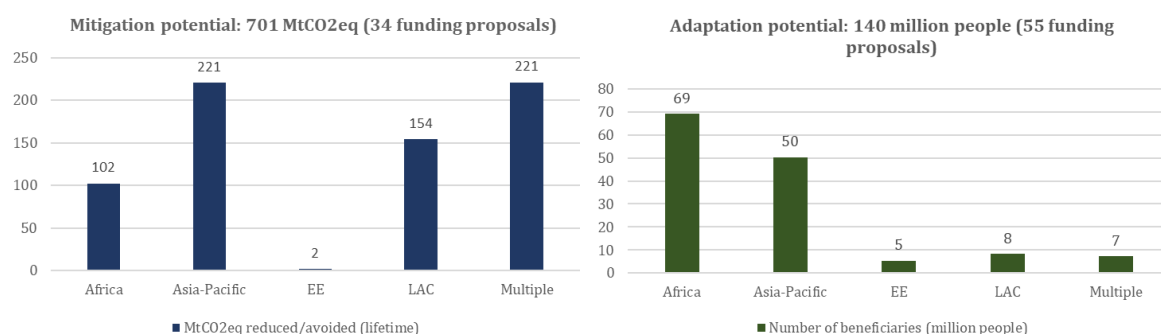
5. The distribution of the requested funding of the pipeline across the eight result areas of the GCF is presented in figure 6.

Figure 6. Requested GCF funding by results areas (percentage)



6. The climate impact potential of the pipeline in terms of the contribution to GCF core indicators is presented in figure 7.

Figure 7. Estimated climate impact potential by region



Abbreviations: EE = Eastern Europe, LAC = Latin America and the Caribbean.

7. Based on the level of advancement of each funding proposal,³ it is estimated, at this juncture, that 59 projects and programmes within the pipeline are expected to be presented to the Board within the next 12 months, with a total requested GCF funding of USD 2.7 billion supporting projects and programmes worth USD 7.8 billion. The list of these projects and programmes, as well as an additional list of the other funding proposals in the pipeline at different stages of the review process are presented in annex I. Many of the submitted funding proposals were drawn from the country programme briefs and entity work programmes, the status of which is also presented in annex I.

II. Status of the direct access entity pipeline

8. As at the reporting date, the GCF pipeline for direct access entities is shown in table 2:

³ The level of advancement is determined by a number of factors, including: (1) the completeness of required information and documentation; (2) readiness in project preparation (feasibility study, appraisal, etc.); (3) alignment with the investment framework; and (4) compliance with GCF policies and others.

Table 2. GCF pipeline for direct access entities

	Number of funding proposals	Percentage (in relation to total pipeline)	Requested GCF funding (million USD)	Percentage (in relation to total investment)
Funding proposals	20	27.0	1,044	27.4
Concept notes	25	22.9	1,647	20.5

9. The Secretariat continues to work closely with direct access entities and national designated authorities (NDAs)/focal points in developing their pipelines of proposals to be submitted to the GCF. As at the reporting date, 29 requests for Project Preparation Facility (PPF) support have been officially submitted with no-objection letters, of which two have been approved and one is under implementation. Of the 29 PPF requests, ten are from direct access entities. The list of these PPF requests, including those approved, is presented in annex II.

10. The Secretariat is undertaking a series of actions to substantially increase the quantity and pace of approvals for PPF support, which are detailed in document GCF/B.18/09 titled “Considerations of accreditation proposals”. Furthermore, as at the reporting date, requests for readiness support were approved for four direct access entities to strengthen their capacity in developing their pipeline and effective monitoring and oversight of the approved projects.⁴

III. Status of the concept note pipeline

11. As at the reporting date, the GCF pipeline for concept notes is shown in table 3:

Table 3. GCF pipeline overview for concept notes⁵

		PUBLIC	PRIVATE	PUBLIC & PRIVATE PARTNERSHIP
NUMBER	Number of concept notes	72	33	4
	- New proposals since B.17	20	4	-
AMOUNT	GCF funding (million USD)	4,765	3,116	163
	Co-financing (million USD)	4,480	8,988	242,5
	Total investment (GCF + co-financing)	9,245	12,104	406

12. Among the 109 concept notes, five proposals request PPF support. There are also eight enhanced direct access proposals requesting GCF funding of USD 133 million.

13. Figures 8 and 9 present the geographical and thematic distribution of the requested GCF funding for the concept notes.

⁴ These four entities are: Agency for Agricultural Development of Morocco, Centre de Suivi Écologique, Environmental Investment Fund and South African National Biodiversity Institute.

⁵ The full list of funding proposals is provided in GCF/B.18/Inf.03/Add.02 titled “Status of the GCF portfolio – addendum: list of concept notes”. Due to the deliberative nature of the document, the addendum is made available to the Board on a limited distribution basis.

Figure 8. Regional distribution of concept notes in GCF funding (percentage)

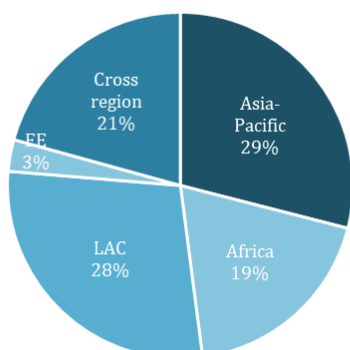
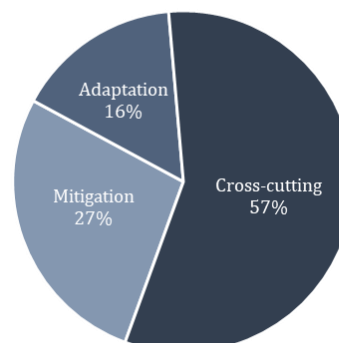


Figure 9. Thematic distribution of concept notes in GCF funding (percentage)



Abbreviations

EE = Eastern Europe; LAC = Latin America and the Caribbean;

LDCs = least developed countries; SIDS = small islands developing States

IV. Status of the knowledge management development

4.1 Status update

14. By decision B.17/09, annex III, the Board requested the Secretariat to develop an online concept note and funding proposal submission portal and improve data management and analytics, for example the accredited entity (AE) submission portal and NDA portal. It also requested the Secretariat to provide an updated note on proactive pipeline management and related knowledge management by the eighteenth meeting of the Board. This section responds to the Board requests.

15. The Secretariat has been developing pipeline and portfolio management systems since the project review started in 2015. Significant improvement was made when excel-based data management was evolved into a cloud-based system called “Integrated Portfolio Management System” in May 2016. The system began with a few basic modules for entering key information on concept notes and funding proposals, and continued to be improved. Currently the system handles most of the GCF internal knowledge management to implement project operations, and analyse and display business processes data in dashboards and reports, including the life cycles, key dates, conditions of approved projects, disbursements, accreditation master agreement status and AE accreditation condition.

16. Given the growing demands and challenges in relation to the database such as quality, transparency and the absence of advanced analytical tools, the Secretariat started strategic planning in developing an AE and NDA portal in late April 2017.

17. As part of the preparation for the AE and NDA portal, the Secretariat performed data cleansing for both public and private sector proposals. On the public-sector side, this exercise was performed between May and July 2017 in communication with each AE and NDA. AEs and NDAs were requested to verify whether proposals that had not made progress for a certain period of time would be kept in the GCF pipeline. As a result, a total of 138 proposals were removed from the pipeline: 42 project ideas, 88 concept notes and 8 funding proposals. Of these removed proposals, 76 were classified as “withdrawn”, as verified by AEs and NDAs, and 62 were made “inactive”, as there had been no communication from AEs/NDAs for the past two years.

18. On the private sector side, a total of 15 proposals (10 concept notes and 5 funding proposals) were removed from the pipeline as a result of the data cleansing exercise, which was performed between May and August 2017 in communication with each AE. Of these removed proposals, 10 were classified as “withdrawn”, as verified by the AEs, and 5 were made “inactive” as there had been no communication from the AEs for the past two years.

19. Withdrawn or inactive concept notes or proposals can be added to the pipeline again anytime upon resubmission by AEs.

4.2 Strategies for proactive pipeline management and related knowledge management

20. The Board has been constantly requesting the Secretariat to enhance the quality and transparency of the project pipeline by providing access to an advanced knowledge management system to relevant stakeholders, such as AEs and NDAs. In an effort to meet this request, the Secretariat is further developing the system in collaboration with third-party service providers.

4.3 Portals for accredited entities and national designated authorities

21. The Secretariat plans to launch the first version of the AE and NDA portal by the end of 2017. It will enable the AEs and NDAs to access the GCF data repository of their project pipeline, which includes the status of the concept notes and funding proposals submitted. Prior to the official launching of the portal, the Secretariat shared the pilot version with a number of AEs and NDAs in September 2017 to test the system and receive their feedback in order to improve the ergonomics of the user interface and to resolve any potential issues raised.

22. The Secretariat aims to have the second version of the portal ready during the second quarter of 2018, in particular with the feature of online concept note and funding proposal submission. The procurement process is under way with professional services and technologies.

Annex I. List of funding proposals

Table 4. Funding proposals expected to be presented to the Board within the next 12 months

No.	Public/ private	Project/programme title	Region	Project/ programme	GCF amount (million USD) ^a	Financial instrument	Total size (million USD)	LDCs/ SIDS/ African States	Theme	Direct/ International access	Stage ^c	Impact potential		CPB? ^e	EWP? ^e	CN?	EDA/ PPF
												Mitigation (MtCO ₂ eq)	Adaptation (^k beneficiaries)				
1	Public	Energy efficiency project	Asia-Pacific	Project	86.3	Grant, guarantee	497.2	No	Mitigation	International	5.1	120		Yes	Yes	No	
2	Public	Rural climate resilience project	Africa	Project	10	Grant	10	Yes	Adaptation	International	5.3		527	N/A	Yes	Yes	
3	Public	Enhancing climate change adaptation project	Africa	Project	31.4	Grant	105.2	Yes	Adaptation	International	5.3		17,688	N/A	No	Yes	
4	Public	Forestry and land use project	Asia-Pacific	Project	26.6	Grant	118.2	Yes	Cross-cutting	International	5.3	35.1	145	N/A	Yes	Yes	
5	Public	River basin management project	LAC	Project	58.5	Grant, loan	315.3	No	Adaptation	Direct	5.3		2,796	N/A	Yes	No	
6	Public	Hydromet program	Africa	Programme	22.5	Grant	27	Yes	Adaptation	International	5.1		7,000	Yes	No	No	
7	Public	Low-carbon public buildings project	Eastern Europe	Project	17.3	Grant	122.6	No	Mitigation	International	5.3	1.8		N/A	No	Yes	
8	Public	Resilience project phase II	Asia-Pacific	Project	25	Grant	48.6	Yes	Adaptation	International	5.1		39.8	N/A	Yes	No	
9	Public	Poverty, reforestation, energy and climate change project	LAC	Project	44.5	Grant	118.6	No	Cross-cutting	International	5.3	10.1	153	N/A	Yes	No	
10	Public	Climate-resilient water management project	LAC	Project	38.5	Grant	111.9	No	Adaptation	International	5.3		405.6	N/A	No	No	
11	Public	Sustainable and climate resilient connectivity project	Asia-Pacific	Project	26.9	Grant	65.2	Yes	Cross-cutting	International	5.3		11.3	No	No	Yes	
12	Public	Community-based adaptation and mitigation project	LAC	Project	22.1	Grant	26.8	No	Cross-cutting	Direct	5.3	1.2	5.9	N/A	Yes	No	
13	Public	Gender-responsive climate resilient project	Africa	Project	45	Grant	50	Yes	Adaptation	Direct	5.3		1,650	Yes	No	No	
14	Public	Energy efficiency project	LAC	Project	22	Grant, loan	42	No	Mitigation	International	5.1	7.2		N/A	No	Yes	
15	Public	Climate change adaptation project	Asia-Pacific	Project	67.2	Grant	75.1	Yes	Adaptation	International	5.1		4,270	Yes	No	Yes	
16	Public	Rural green economy project	Africa	Programme	69.5	Grant, loan	87.7	Yes	Cross-cutting	Direct	4.3	0.1	71	No	Yes	Yes	PPF
17	Public	Agricultural market development programme	LAC	Programme	18	Grant	20	No	Adaptation	International	5.1		55	N/A	No	Yes	
18	Public	Climate change adaptation project	Africa	Project	26.6 ^b	Grant	89.3 ^b	Yes	Adaptation	International	5.1		41.5	N/A	No	No	
19	Public	Ecosystem-based adaptation project	Asia-Pacific	Project	29.7	Grant	39.9	Yes	Adaptation	International	5.1		820	N/A	Yes	Yes	
20	Public	Sustainable forest finance programme	Africa, LAC	Programme	210	Grant	360	Partially yes	Cross-cutting	International	4.3	30	550	N/A	No	Yes	
21	Public	Green cities programme	Multiple	Programme	200.3 ^b	Grant, loan	1,012.2 ^b	Yes	Cross-cutting	International	5.1	23.2		N/A	N/A	Yes	
22	Public	Climate-resilient water sector project	LAC	Project	39.1 ^b	Grant	46	Yes	Adaptation	International	5.1		97	Yes	Yes	Yes	
23	Public	Climate resilience project	LAC	Project	9.5	Grant	10	No	Adaptation	International	4.3		57.5	Yes	Yes	Yes	
24	Public	Coastal areas resilience project	Africa	Project	50.1	Grant	54.7	Yes	Adaptation	International	5.1		1,473	N/A	No	Yes	
25	Public	Climate resilient agricultural project	Africa	Project	47.8	Grant	53.3	Yes	Adaptation	International	5.1		6,275.7	N/A	No	No	

No.	Public/ private	Project/programme title	Region	Project/ programme	GCF amount (million USD) ^a	Financial instrument	Total size (million USD)	LDCs/ SIDS/ African States	Theme	Direct/ International access	Stage ^c	Impact potential		CPB? ^e	EWP? ^e	CN?	EDA/ PPF
												Mitigation (MtCO ₂ eq)	Adaptation (^k beneficiaries)				
26	Public	Community adaptation project	Africa	Project	10	Grant	14.9	Yes	Adaptation	Direct	4.3		50	N/A	Yes	Yes	EDA
27	Public	Green investment programme	Africa	Project	10	Grant	10	Yes	Cross-cutting	Direct	4.3	8.3	115	N/A	Yes	No	
28	Public	REDD+ project	Asia-Pacific	Project	38	Grant	79	No	Mitigation	International	5.1	7.1		Yes	No	Yes	
29	Public	Devolved access to climate finance project	Africa	Project	10	Grant	10	Yes	Adaptation	Direct	5.1		3,875.2	N/A	No	No	
30	Public	Ecosystem management project	LAC	Project	50.7	Grant	117.8	No	Cross-cutting	Direct	5.1	2.3	9.1	Yes	No	No	
31	Public	Climate resilience and food security project	Asia-Pacific	Project	9.5	Grant	9.5	No	Adaptation	International	4.3		120	N/A	Yes	Yes	
32	Public	Enhancing community resilience and ecosystem project	Africa	Project	9.9	Grant	9.9	Yes	Adaptation	Direct	4.3		481.3	N/A	Yes	No	
33	Public	Climate information and early warning system project	Eastern Europe	Project	34.5	Grant	80	No	Adaptation	International	5.1		5,420	N/A	No	Yes	
34	Public	Coastal and marine resilience project	Africa	Project	33.7	Grant	138.9	Yes	Adaptation	International	4.3		578.4	N/A	No	Yes	
35	Public	Clean cooking programme phase 1	Asia-Pacific	Programme	20	Grant	82.2	Yes	Cross-cutting	International	4.3	3.8	17,400	No	Yes	Yes	
36	Public	Building livelihood resilience project	LAC	Project	24	Grant	39	No	Adaptation	International	5.1	2.2	132	N/A	Yes	Yes	
37	Public	Innovative finance facility for off-grid energy sector	Asia-Pacific	Project	60	Grant, loan	120	No	Mitigation	Direct	4.3	2.6	1,530	N/A	No	No	
38	Public	Climate-related natural disasters project	LAC	Project	15.4	Grant	48.1	Yes	Adaptation	International	5.1		3,192.8	Yes	Yes	No	
39	Public	Coastal climate resilience project	Asia-Pacific	Project	100	Grant	193.3	No	Adaptation	International	5.1		21,170.1	N/A	No	Yes	
40	Public	Renewable energy project	Asia-Pacific	Project	39.5	Grant	54.2	Yes	Mitigation	International	4.3	0.4		No	Yes	Yes	
41	Public	Agribusiness value chain project	Asia-Pacific	Project	40	Grant, loan	140	Yes	Cross-cutting	International	4.3		2,340	N/A	No	Yes	
42	Public	Climate-resilient coastal programme	Asia-Pacific	Programme	77.9	Grant	77.9	Partially yes	Cross-cutting	International	4.3	1.4	634	Partial	Yes	No	
43	Public	Supporting climate resilience and transformational change in the agriculture sector	Asia-Pacific	Project	42.6	Grant	62.7	Yes	Adaptation	International	5.1		480	N/A	No	No	
44	Public	Coastal resilience project	Asia-Pacific	Project	48.4	Grant	49.6	Yes	Adaptation	International	5.1		25.1	Yes	No	No	
45	Public	Climate change adaptation measures for water supply systems	Asia-Pacific	Project	10.9	Grant	97.9	No	Adaptation	International	4.3		235	N/A	No	No	
46	Public	Water supply system development project	Asia-Pacific	Project	40	Grant	172.9	No	Adaptation	International	5.1		519	N/A	No	Yes	
47	Public	Integrated development and adaptation to climate change in the Niger Basin	Africa	Programme	67.7	Grant	288.2	Yes	Cross-cutting	International	4.3	7	14,000	No	Yes	No	
48	Public	Sustainable transition in energy project	LAC	Project	6.6	Grant	15.7	Yes	Mitigation	International	5.1		120	No	No	No	
49	Public	SIDS sustainable transition in energy program	Multiple	Programme	32.9	Grant	41.8	Yes	Mitigation	International	4.3		6,813.5	No	No	No	

No.	Public/ private	Project/programme title	Region	Project/ programme	GCF amount (million USD) ^a	Financial instrument	Total size (million USD)	LDCs/ SIDS/ African States	Theme	Direct/ International access	Stage ^c	Impact potential		CPB? ^e	EWP? ^e	CN?	EDA/ PPF
												Mitigation (MtCO ₂ eq)	Adaptation (^k beneficiaries)				
50	Public	Water banking for resilience to climate variability project	Africa	Project	59.6	Grant	175.9	Yes	Adaptation	International	4.3		430	Yes	No	No	
51	Public	Promoting risk mitigation instruments and finance for renewable energy and energy efficiency investments	LAC	Project	102.5	Grant, loan	162.5	No	Mitigation	International	4.3	4		N/A	No	No	
Subtotal (public)					2,238.6		5,799.1										
52	Private	Renewable energy programme	Asia-Pacific	Programme	110	Loan, grant	557	No	Mitigation	International	5.3	12.9		N/A	N/A	Yes	
53	Private	Smart agriculture programme	LAC	Programme	20	Guarantee, equity, loan, grant	158	No	Cross-cutting	International	5.3	9.2	803	N/A	No	Yes	
54	Private	Agriculture programme	Africa	Programme	26.5	Equity, grant	56	Yes	Adaptation	Direct	4.3		10,000	N/A	N/A	Yes	
55	Private	Renewable energy programme	Africa	Programme	140	Loan, guarantee	505	Yes	Mitigation	International	4.3	78		N/A	Yes	Yes	
56	Private	Renewable energy programme	Asia-Pacific	Programme	9.5	Loan, grant	18.4	No	Mitigation	Direct	5.3	0.3		Yes	No	No	
57	Private	Biomass programme	Asia-Pacific	Programme	107.4	Loan, grant	432.0	Yes	Mitigation	Direct	4.3	17.8	37.3	N/A	No	No	
58	Private	Renewable energy programme	Africa	Project	55.0	Loan, grant	255	Yes	Mitigation	International	4.3	8.4	5,000	N/A	No	No	
59	Private	Renewable energy project	LAC	Project	11.1 ^b	Loan, equity	16.7 ^b	Yes	Cross-cutting	Direct	4.3	3.5	2,850	N/A	N/A	Yes	
Subtotal (private)					479.5		1,998.1										
Overall total (public + private)					2,718.1		7,797.2										

Abbreviations: CN = Concept Note, CPB = Country Programme Brief; EDA = Enhancing Direct Access, EWP = Entity Work Programme, LAC = Latin America and the Caribbean, LDCs = least developed countries, PPF = Project Preparation Facility, SIDS = small island developing States.

^a The individual funding amounts are rounded to the nearest tenth.

^b The requested GCF amount is in euros and is converted into United States dollars at the World Bank (Trustee) rate of exchange as at 30 June 2017 (1 EUR = 1.106327 USD).

^c Stage: (4.3) funding proposal receipt and completeness check; (5.1) second-level due diligence by the Secretariat; and (5.3) submission to the Board. Stage numbers are according to the updated project and programme cycle (decision B.17/09, annex IV).

^d The list may change subject to the level of readiness of each funding proposal as well as future funding proposal submissions.

^e The list is as at the 17th meeting of the Board.

Table 5. Funding proposals in the GCF pipeline at different stages of the review process

No.	Public/ private	Project/programme title	Region	Project/ programme	GCF amount (million USD) ^a	Financial instrument	Total size (million USD)	LDCs/ SIDS/ African States	Theme	Direct/ International access	Stage ^c	Impact potential		CPB?	EWP?	CN?	PPF/ EDA
												Mitigation (MtCO ₂ eq)	Adaptation (k beneficiaries)				
1	Public	Ecosystem-based adaptation project	LAC	Programme	40	Grant	40	Yes	Adaptation	Direct	4.3		2.5	No	Yes	Yes	
2	Public	Climate-resilient agriculture project	Asia-Pacific	Project	5	Grant	8.5	Yes	Adaptation	Direct	4.3		58	Yes	Yes	Yes	PPF
3	Public	Transportation pilot project	Africa	Project	28.1	Loan	461.5	Yes	Cross-cutting	International	4.3	0.4	320	N/A	No	No	
4	Public	Integrated, sustainable and resilient agricultural project	Africa	Project	50	Grant	50	Yes	Cross-cutting	Direct	4.3		100	No	Yes	Yes	PPF
5	Public	Building resilience to climate change within traditional rain fed agricultural and pastoral systems	Africa	Project	40	Grant	50	Yes	Adaptation	International	4.3		3,753.4	N/A	No	Yes	
6	Public	Strengthening resilience of rural livelihoods to climate risks through sustainable energy generation	Asia-Pacific	Project	43.4	Grant	66.9	Yes	Cross-cutting	International	4.3	1.2	475	N/A	No	Yes	PPF
7	Public	Enhancing community resilience and livelihood project	Africa	Project	9.9	Grant	28.6	Yes	Adaptation	Direct	4.3		438	N/A	Yes	No	
8	Public	Climate resilience and value chains project	Africa	Project	10	Grant	10	Yes	Adaptation	Direct	4.3		231.3	N/A	Yes	No	
9	Public	Joint mitigation and adaptation project	LAC	Project	420	Grant	1,400	No	Cross-cutting	Direct	4.3	118.2	379.9	N/A	Yes	No	
10	Public	Clean energy fund for off-grid energy	Asia-Pacific	Project	60	Grant, loan	120	No	Mitigation	Direct	4.3	2.6		N/A	No	Yes	
Subtotal (public)					706.4		2,235.4										
11	Private	Green bond Programme	Africa, Asia-Pacific, LAC	Programme	75	Equity	2,100	Yes	Mitigation	International	4.3	90		Yes	No	No	
12	Private	Renewable energy programme	Asia-Pacific	Programme	95	Loan, grant	581.5	Yes	Mitigation	International	4.3	16		N/A	No	No	
13	Private	Transportation programme	Asia-Pacific	Programme	[50-70] ^a	Loan	[150-170] ^a	No	Mitigation	International	4.3	0.4		N/A	No	Yes	
14	Private	Gender finance programme	Africa	Programme	20	Loan, grant	205	Yes	Cross-cutting	International	4.3	TBD ^b	TBD ^b	N/A	Yes	Yes	
15	Private	Renewable energy programme	Cross-region	Programme	135	Equity, grant	795	Yes	Mitigation	International	4.3	78	10,500	Yes	Yes	No	
Subtotal (private)					384.2		3,846.3										
Overall total (public + private)					1,090.6		6,081.7										

Abbreviations: CN = Concept Note, CPB = Country Programme Brief; EE = Eastern Europe, EWP = Entity Work Programme, LAC = Latin America and the Caribbean, LDCs = least developed countries, PPF = Project Preparation Facility, SIDS = small island developing States.

^a The exact funding amount and financial instrument are to be determined. For the funding proposals with ranges of GCF funding requested and a total project size, estimated values are used to calculate the totals.

^b Since the funding proposal is at an early stage development, the AE is still in the process of quantifying the mitigation and adaptation impacts.



Annex II. List of Project Preparation Facility requests

Table 6. Project Preparation Facility requests in the GCF pipeline at different stages of the review process

Public/ private	No.	Project/programme title	Region	PPF amount (USD)	Financial instrument	LDCs/ SIDS/ African States	Theme	Direct/ International access	Stage ^a
Public	1	Climate-resilient agriculture project	Asia-Pacific	287,287	Grant	Yes	Adaptation	Direct	3
Public	2	Rural green economy project	Africa	1,498,841	Grant,	Yes	Cross-cutting	Direct	5
Public	3	Irrigation modernization project	Africa	717,407	Grant	Yes	Cross-cutting	Direct	3
Public	4	Sustainable energy access project	Asia-Pacific	975,000	Grant	Yes	Cross-cutting	International	3
Public	5	Early warning systems project	Asia-Pacific	535,833	Grant	Yes	Adaptation	International	4
Public	6	Climate knowledge for resilience project	Africa	843,695	Grant	Yes	Adaptation	International	3
Public	7	Solar based economy project	LAC	166,670	Grant	No	Cross-cutting	Direct	3
Public	8	Waste management project	Asia-Pacific	1,500,000	Grant	No	Cross-cutting	International	3
Public	9	Energy project	Africa and Eastern Europe	1,028,100	Grant	Partial	Cross-cutting	International	2
Public	10	Ecosystem service project	LAC	704,000	Grant	No	Cross-cutting	International	3
Public	11	Sustainable rural development project	Africa	410,000	Grant	Yes	Adaptation	International	3
Public	12	Forestry and land use project	Africa	1,500,000	Grant	Yes	Cross-cutting	International	3
Public	13	Forestry and agrosystem project	Africa	300,000	Grant	Yes	Adaptation	International	3
Public	14	Increasing the resilience of livelihood project	Africa	621,019	Grant	Yes	Adaptation	International	3
Public	15	Coastal protection project	Africa	928,260	Grant	Yes	Adaptation	International	3
Public	16	Enhancing adaptive capacity of local communities project	Africa	295,826	Grant	Yes	Cross-cutting	International	2
Public and Private	17	Public and private sector energy efficiency programme	Africa	348,020	Grant	Yes	Mitigation	Direct	3
Public	18	Waste management programme	Africa	1,500,000	Grant	No	Mitigation	Direct	3
Public	19	Metropolitan Climate Resilience Project	Africa	966,000	Grant	Yes	Adaptation	International	3
Public	20	Integrated Atmospheric Composition Services	Africa	706,200	Grant	No	Cross-cutting	International	2
Private	21	Solar technology	LAC	1,500,000	Repayable Grant	No	Mitigation	Direct	2
Private	22	Green Investment	LAC	1,500,000	Repayable Grant	No	Cross-cutting	Direct	2
Public	23	Electric Mobility	LAC	1,458,000	Grant	No	Mitigation	International	2
Public	24	Sustainable Transport	LAC	1,500,000	Grant	No	Mitigation	Direct	2
Public	25	REDD+ project	LAC	486,823	Grant	No	Cross-cutting	International	2
Public	26	Smart Agriculture	Africa	419,840	Grant	Yes	Cross-cutting	Direct	2
Public	27	Electric Mobility	Africa	440,800	Grant	Partial	Mitigation	International	2
Public	28	Low-emission and Climate Resilient Dairy Development	Africa	200,000	Grant	Yes	Crosscutting	International	2
Public	29	Energy Efficiency	Asia-Pacific	1,500,000	Grant	Yes	Mitigation	International	2
Total				24,817,621					

Note: The list includes PPF requests submitted with formal no-objection letters from National Designated Authorities. It also includes the four PPF requests in Table 4 and 5.

^a Stage: 1. PPF receipt and completeness check; 2. Secretariat's review; 3. AE responding; 4. PPF approved; 5. PPF under implementation.