


GCF AT A GLANCE

PROJECT PORTFOLIO

as of 20 July 2022



GREEN
CLIMATE
FUND

GCF PORTFOLIO TO DATE (USD)

128 ✓
Developing
countries with
approved projects

200
Approved
projects

10.8b
GCF funding
approved

29.4b
Co-Financing

40.2b
Total value of
approved
projects

162
Projects under
implementation
with 7.1b of GCF
funding

113
Accredited
Entities

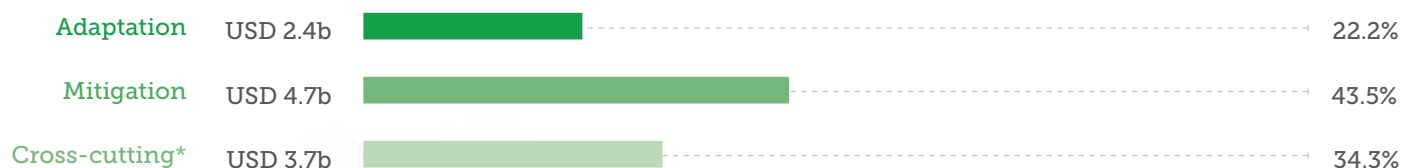
58
Direct Access
(National)

13
Direct Access
(Regional)

42
International
Access

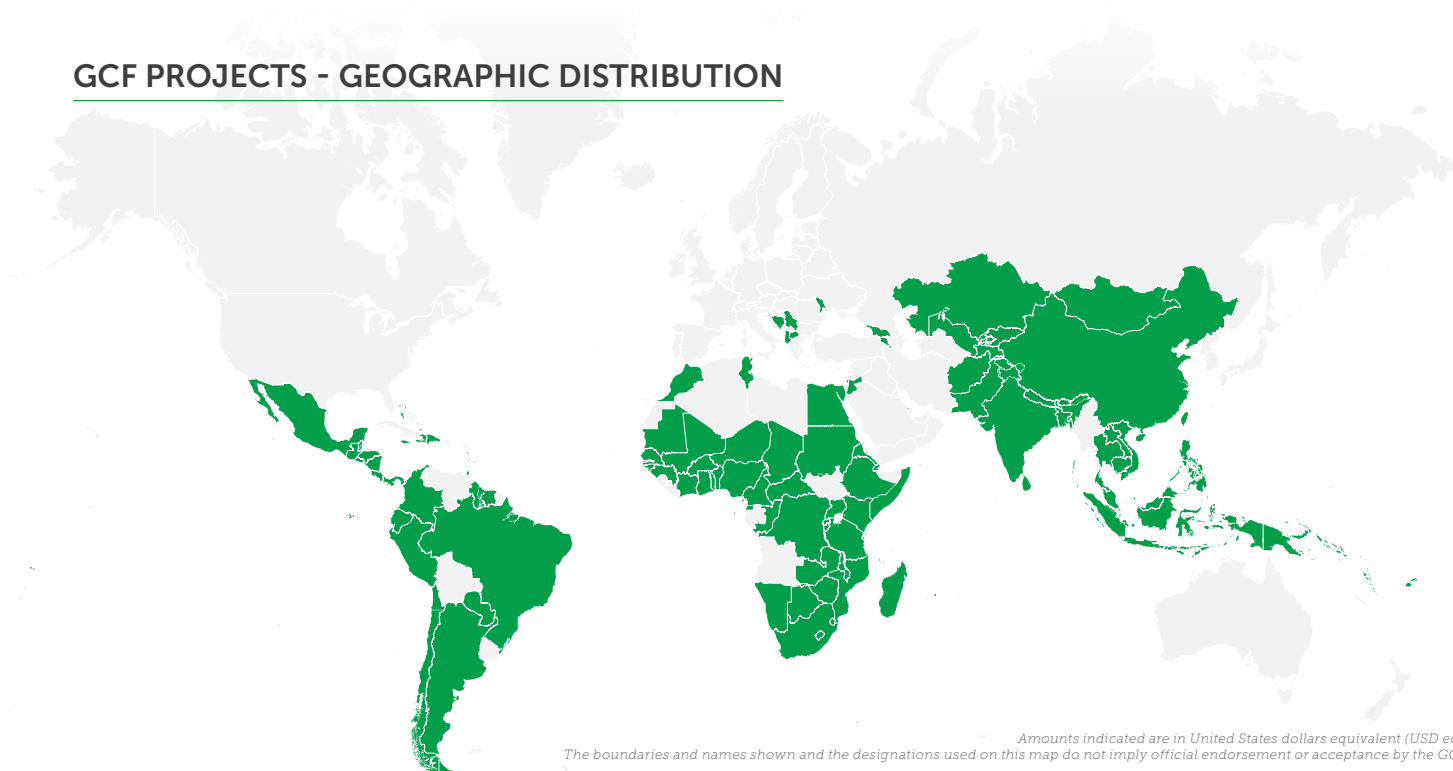
2.7b
disbursed

APPROVED PROJECTS VALUE BY THEME



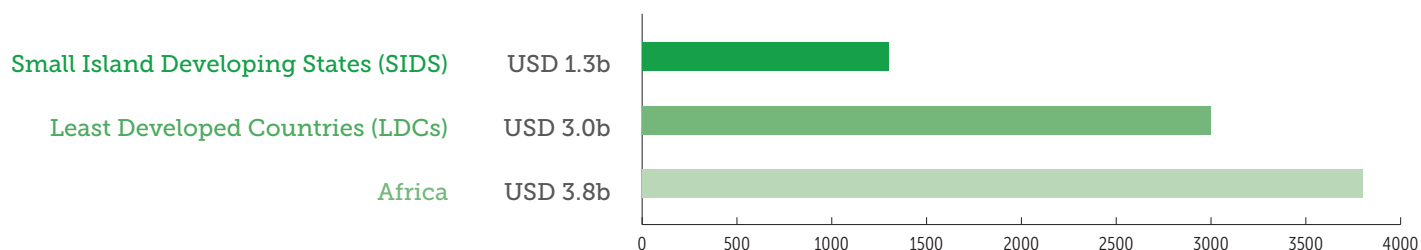
*The impact of the intervention will, to some extent, both reduce future GHG emissions (to avoid climate change), as well as improve the resilience of an industry or community (to deal with climate change once it occurs)

GCF PROJECTS - GEOGRAPHIC DISTRIBUTION

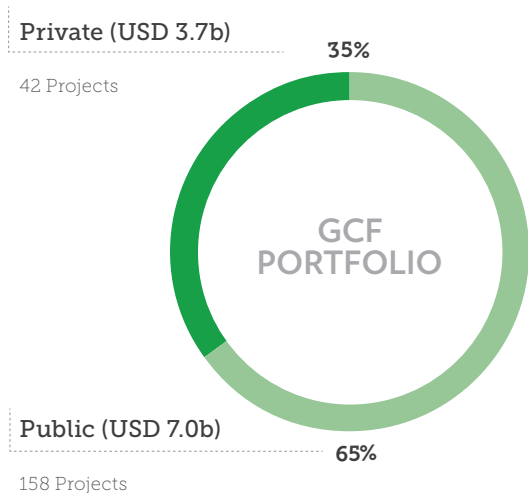


Amounts indicated are in United States dollars equivalent (USD eq.).
The boundaries and names shown and the designations used on this map do not imply official endorsement or acceptance by the GCF.

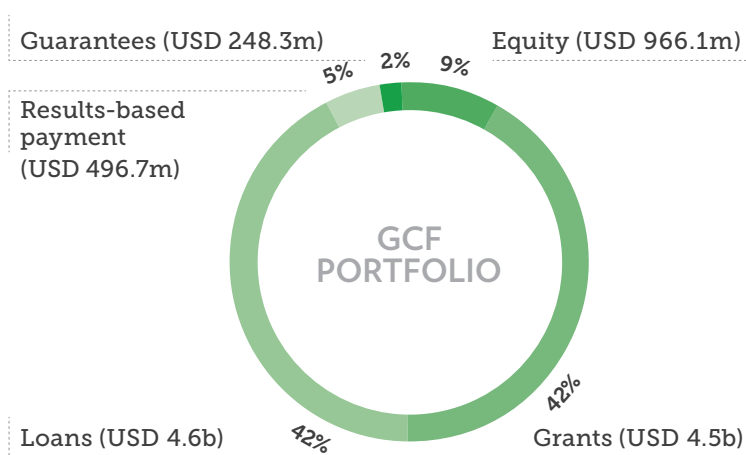
APPROVED PROJECTS VALUE BY PRIORITY REGIONS



FUNDING AMOUNT BY SECTOR



GCF FUNDING BY FINANCIAL INSTRUMENTS



READINESS AND PREPARATORY SUPPORT PROGRAMME (READINESS)

GCF funding approved	USD 423.5m
GCF funding for Readiness grants under implementation (and completed)	USD 369.8m
Countries targeted	141

GCF makes investments within **8 strategic result areas**, in line with country priorities.



Energy generation and access



Transport



Buildings, cities, industries and appliances



Forests and land use



Health, food and water security



Livelihoods of people and communities



Ecosystems and ecosystem services



Infrastructure and the built environment