

GCF in numbers

A snapshot of key figures, facts and results of the Fund to date.

Status as of November 2017



**GREEN
CLIMATE
FUND**

The role of GCF continues to grow as the largest international climate fund helping developing counties respond to climate change.

The following collection of figures represents a snapshot of the Green Climate Fund’s expanding funding portfolio, as well as of its readiness and accreditation activities.

Anticipated tonnes of CO2 equivalent avoided

1.0 billion

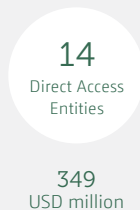
Beneficiaries

159 million

For more information on GCF’s projects and programmes please go to: <http://www.greenclimate.fund/what-we-do/projects-programmes>

PORTFOLIO

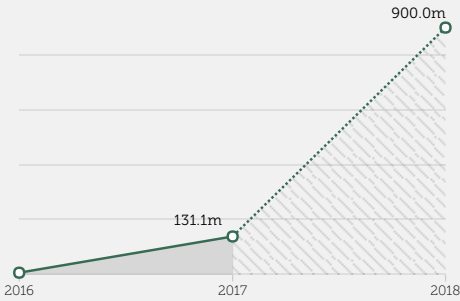
No. of project / programme proposals approved (#)



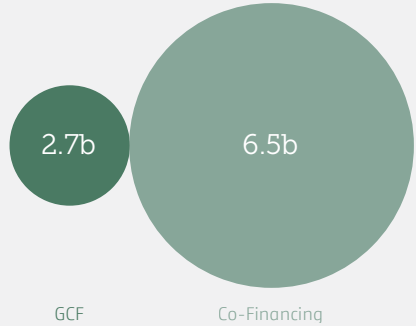
Executed funded activity agreements (FAAs)

21


Disbursements (USD)



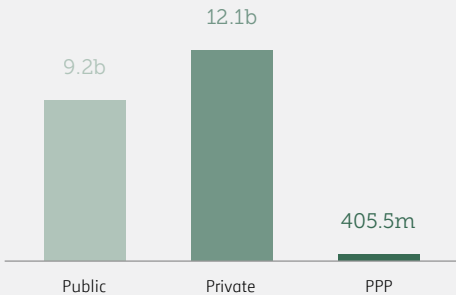
Resources allocated (USD)



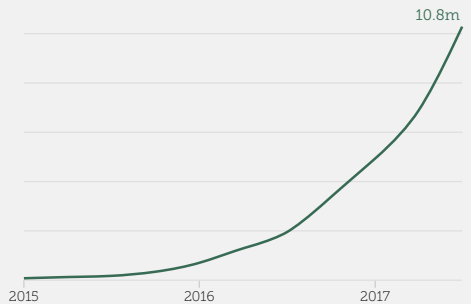
Projects under implementation (USD)



Resources requested in current concept notes (USD)



Disbursements for Readiness Support (USD)



READINESS

Number of readiness requests approved

130

Number of countries covered

92

Total resources approved for readiness (\$)

41.8

USD million

Number of readiness requests disbursed

74

Number of countries that have received a readiness disbursement

60

Amount disbursed for readiness (\$)

10.8

USD million

Total number of countries that signed bilateral Privileges & Immunities (P&I) agreements with GCF

14

ACCREDITATION

Total number of Accredited Entities

59

Total number of accredited Direct Access Entities

32

Total number of Accreditation Master Agreements (AMA) signed with AEs

33