


GCF AT A GLANCE

as of 14 November 2019



**GREEN
CLIMATE
FUND**

+ GCF PORTFOLIO TO DATE (USD)

105

Developing countries with approved projects

124

Approved projects

5.62b

GCF funding approved

15.0b

Co-Financing

20.62b

Total value of approved projects

68

Projects under implementation with 3.15b of GCF funding

95

Accredited Entities

43

Direct Access (National)

13

Direct Access (Regional)

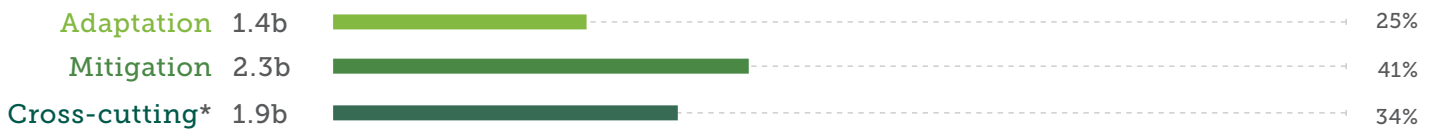
39

International Access

704m

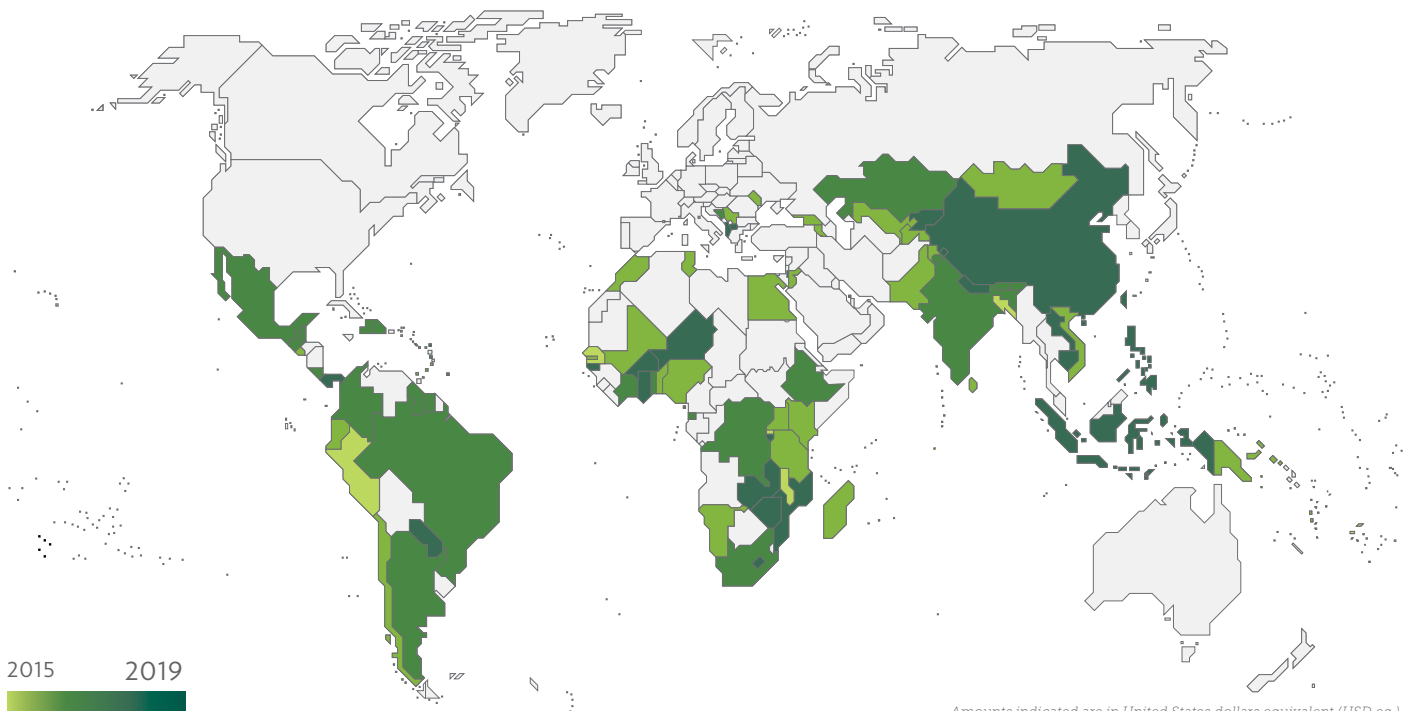
disbursed

+ APPROVED PROJECTS VALUE BY THEME (USD)



*The impact of the intervention will, to some extent, both reduce future GHG emissions (to avoid climate change), as well as improve the resilience of an industry or community (to deal with climate change once it occurs)

+ GCF PROJECTS - GEOGRAPHIC DISTRIBUTION




2015 2019

Amounts indicated are in United States dollars equivalent (USD eq.). The boundaries and names shown and the designations used on this map do not imply official endorsement or acceptance by the GCF.

GCF AT A GLANCE

as of 14 November 2019



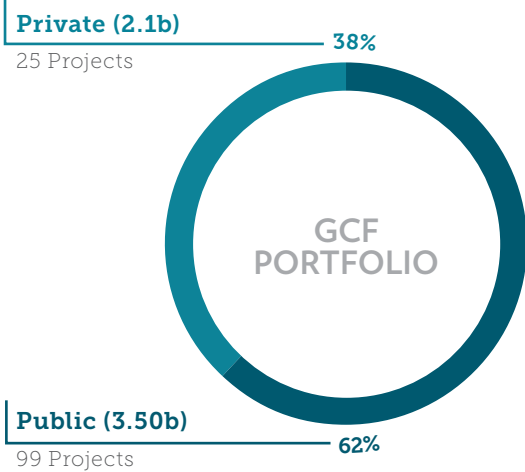
**GREEN
CLIMATE
FUND**

+ APPROVED PROJECTS VALUE BY PRIORITY REGIONS (USD)

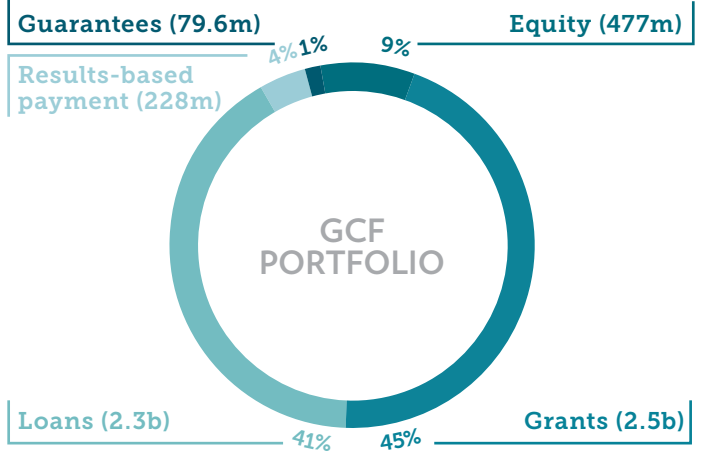


Note: Please note that some countries can exist in more than one category.

+ FUNDING AMOUNT BY SECTOR (USD)



+ FUNDING AMOUNT BY FINANCIAL INSTRUMENTS (USD)



+ READINESS AND PREPARATORY SUPPORT PROGRAMME (READINESS)

GCF funding approved	182m
GCF funding for Readiness grants under implementation (and completed)	167m
Countries targeted	129

GCF makes investments within **8 strategic result areas**, in line with country priorities.



Energy generation and access



Transport



Buildings, cities, industries and appliances



Forests and land use



Health, food and water security



Livelihoods of people and communities



Ecosystems and ecosystem services



Infrastructure and the built environment

Amounts indicated are in United States dollars equivalent (USD eq.).