



**GREEN
CLIMATE
FUND**

Meeting of the Board
12 - 14 November 2019
Songdo, Incheon, Republic of Korea
Provisional agenda item 22

GCF/B.24/Inf.05
22 October 2019

Status of the GCF pipeline, including the status of Project Preparation Facility requests

Summary

This document provides an update of the GCF pipeline of projects and programmes, including the status of Project Preparation Facility applications, for the reporting period of 1 May to 31 August 2019.

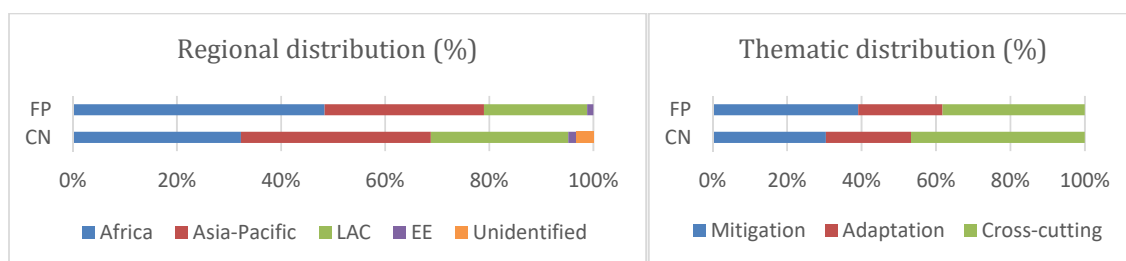
Table of Contents

Executive summary: snapshot of the GCF pipeline	1
I. Overall status of the GCF pipeline	2
1.1 Funding proposal pipeline	2
1.2 Concept note pipeline	5
II. Status of the pipeline of projects from direct access entities and the Project Preparation Facility	7
III. Status of the simplified approval process pilot scheme	8
IV. Status of active requests for proposal	8
4.1 Enhancing direct access	9
4.2 Pilot programme to support micro, small and medium-sized enterprises	10
4.3 Mobilizing funds at scale	10
4.4 REDD-plus results-based payments	11
V. Status of pipeline knowledge management	11
Annex I: List of funding proposals	13
Annex II: List of Project Preparation Facility applications	18

Executive summary: snapshot of the GCF pipeline

This executive summary provides a snapshot of the GCF pipeline as at 31 August 2019, comprising funding proposals and concept notes submitted to the Secretariat. The key tables and figures show the sectoral, regional and thematic breakdown of funding proposals and concept notes as well as the current status of active requests for proposal and the simplified approval process (SAP) pilot scheme.

Sectoral distribution	Funding proposals		Concept notes	
	GCF funding requested (million USD)	Number of proposals	GCF funding requested (million USD)	Number of concept notes
Public	2,097.4	61	7,035.1	196
Private	1,077.3	17	4,662.3	72
Total	3,174.7	78	11,697.4	268
(% from DAE)	4.1%	6.4%	19.3%	22.5%

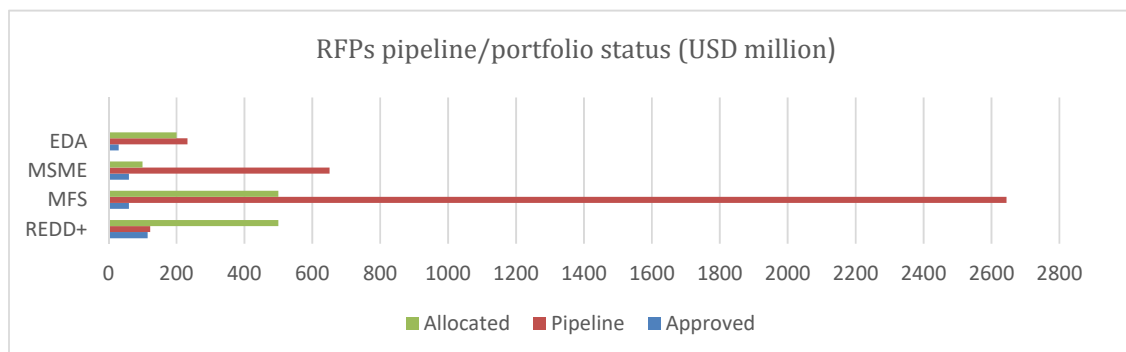


Abbreviations: DAE = direct access entity, EE = Eastern Europe, LAC = Latin America and the Caribbean.

Within the pipeline, funding proposals and concept notes submitted under active requests for proposals and the SAP pilot scheme are as follows:

		Allocation		Pipeline		Approved	
		Amount (million USD)	No.	Funding requested (million USD)	No. (FP+CN)	Funding approved (million USD)	No.
Active RFPs	EDA	200	min.10	232.7	12 (5+7)	30	2
	MSME I	100	N/A	651.2	22 (0+22)	60	3
	MFS	500	N/A	2,644.4	29 (8+21)	60	1
	REDD-plus	500	min.3	122.7	5 (2+3)	115	2

		Trigger for review		Pipeline		Approved	
		Amount (million USD)	No.	Funding requested (million USD)	No. (FP+CN)	Funding approved (million USD)	No.
Pilot scheme	SAP	80	N/A	673.4	74 (12+62)	57	7



Abbreviations: CN = concept note, EDA = enhancing direct access, FP = funding proposal, MFS = mobilizing funds at scale, MSME = micro, small and medium-sized enterprise, RFP = request for proposal, SAP = simplified approval process.

I. Overall status of the GCF pipeline

1.1 Funding proposal pipeline

1. At its eleventh meeting, the Board requested the Secretariat to provide an update of the pipeline portfolio and to submit it for information to the Board as part of the documentation submitted for every Board meeting.¹ This status report responds to the Board’s request and provides an update for the reporting period of 1 May to 31 August 2019.

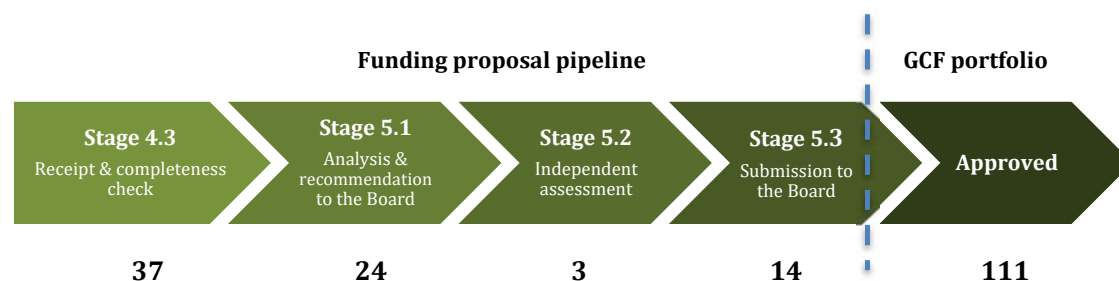
2. As at 31 August 2019,² the GCF pipeline is comprised of 78 public and private sector funding proposals, which request a total GCF funding of USD 3.2 billion to support projects and programmes totalling USD 13.0 billion, when taking co-financing into account.³

3. Table 1 presents an overview of the pipeline, broken down into different sectors, and figure 1 presents the status of the funding proposals in the pipeline with respect to their level of progress in the GCF due diligence process. The geographical distribution of the pipeline is presented in figures 2 and 3.⁴ In addition, a further breakdown of the geographical distribution of the pipeline by the least developed countries (LDCs), small island developing States (SIDS) and Africa can be found in figures 3.1, 3.2 and 3.3, respectively.

Table 1: GCF pipeline overview for funding proposals

		Public	Private
Number	Number of funding proposals	61	17
	- New proposals during the reporting period (1 May to 31 Aug 2019)	8	2
Amount	GCF funding (million USD)	2,097.4	1,077.3
	Co-financing (million USD)	4,107.7	5,713.4
	Total investment (GCF + co-financing, million USD)	6,205.1	6,790.6

Figure 1: Status of funding proposal progress



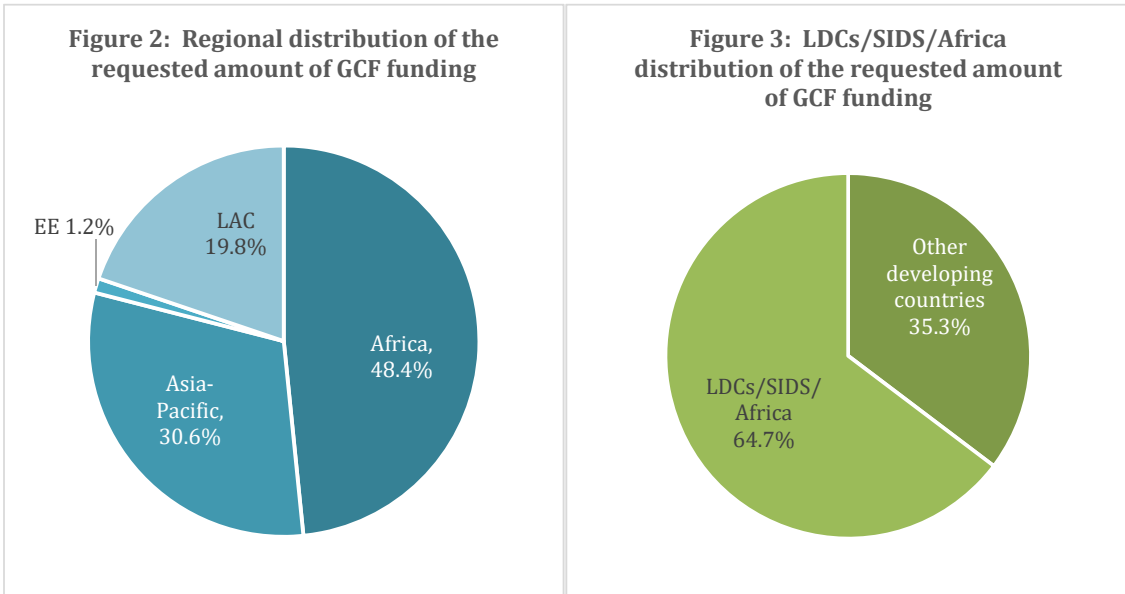
Note: Stage numbers are according to the updated project and programme cycle (annex IV to decision B.17/09).

¹ Decision B.11/11, paragraph (g).

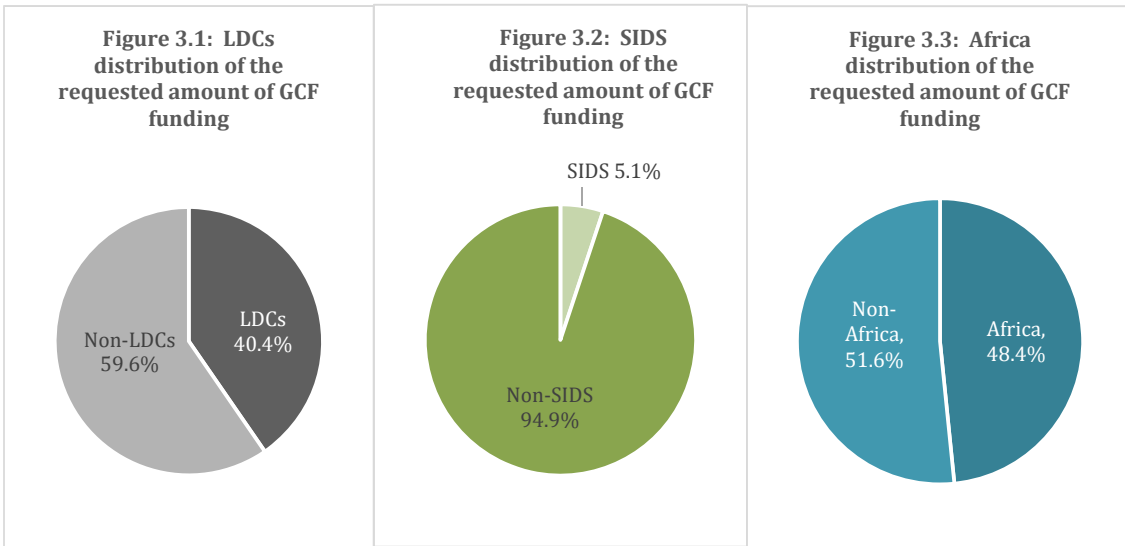
² The requested GCF amount in EUR is converted into USD at the United Nations Operational Rates of Exchange effective as at 31 August 2019 (1 EUR = 1.118568 USD).

³ The full list of funding proposals is provided in document GCF/B.24/Inf.05/Add.01 titled “Status of the GCF pipeline – Addendum: List of funding proposals and project preparation facility requests”. Owing to the deliberative nature of the document, the addendum is made available to the Board on a limited distribution basis.

⁴ In the case of multi-country projects, the breakdown is based on the simple attribution according to the number of countries marked in each proposal, unless the per cent of each country’s allocation is provided by accredited entities.



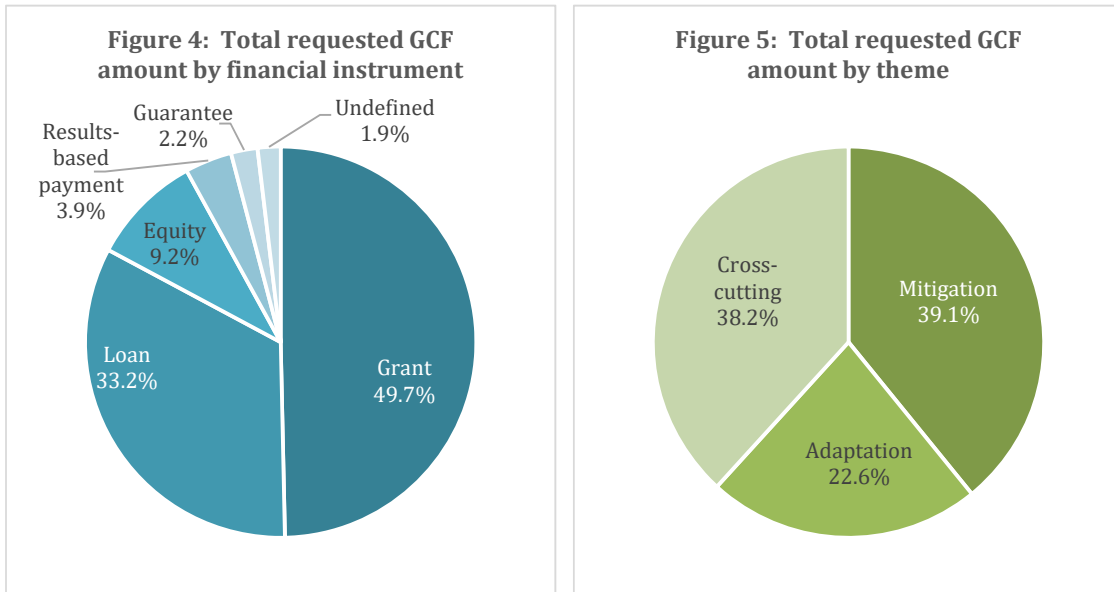
Abbreviations: EE = Eastern Europe, LAC = Latin America and the Caribbean, LDCs = least developed countries, SIDS = small island developing States.



Abbreviations: LDCs = least developed countries, SIDS = small island developing States.

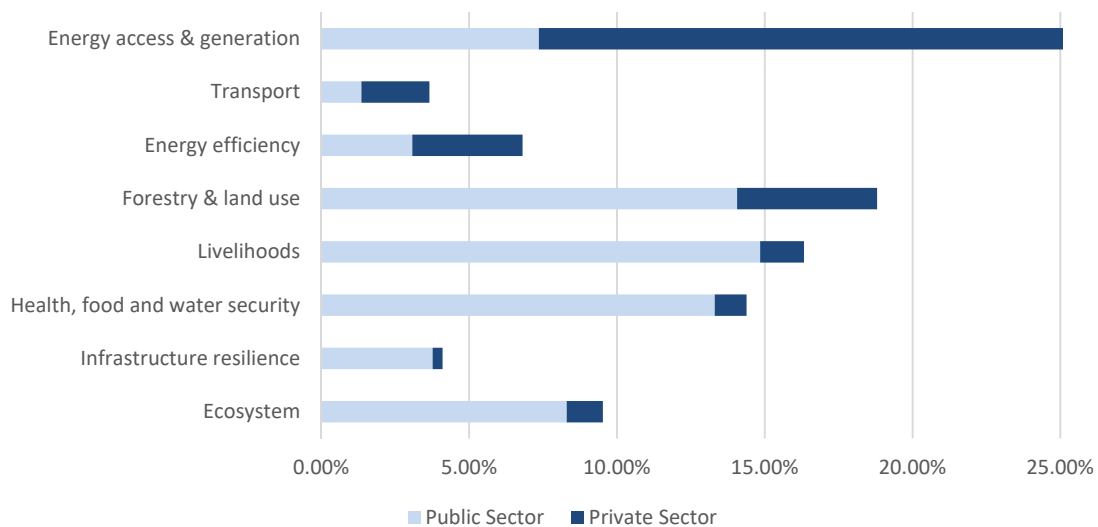
4. The distribution of the pipeline by financial instrument and theme is provided in figures 4 and 5.⁵

⁵ A mitigation and adaptation breakdown of cross-cutting funding proposals is not available in the pipeline stage owing to insufficient information available in the current funding proposal template. The Secretariat will address this issue with the newly revised funding proposal template.



5. The distribution of the requested funding of the pipeline across the eight results areas of GCF is presented in figure 6.

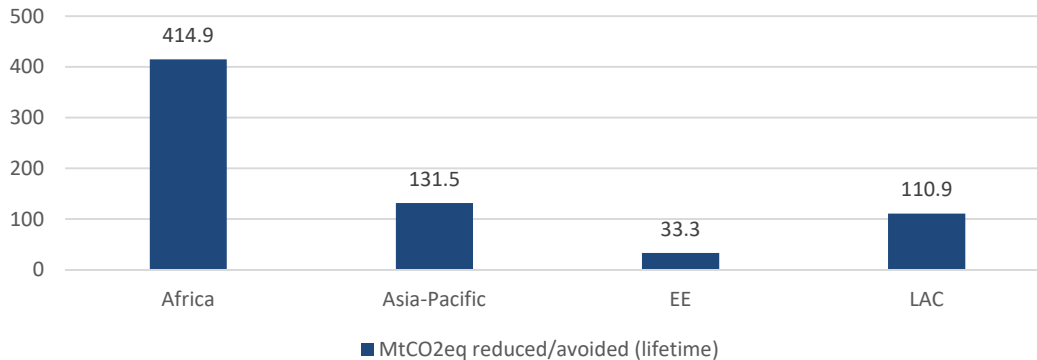
Figure 6: Requested GCF funding by results areas (percentage)^a



^a The breakdown of GCF funding into the eight results areas is based on the simple attribution according to the number of results areas marked in each proposal, unless otherwise noted in the proposals.

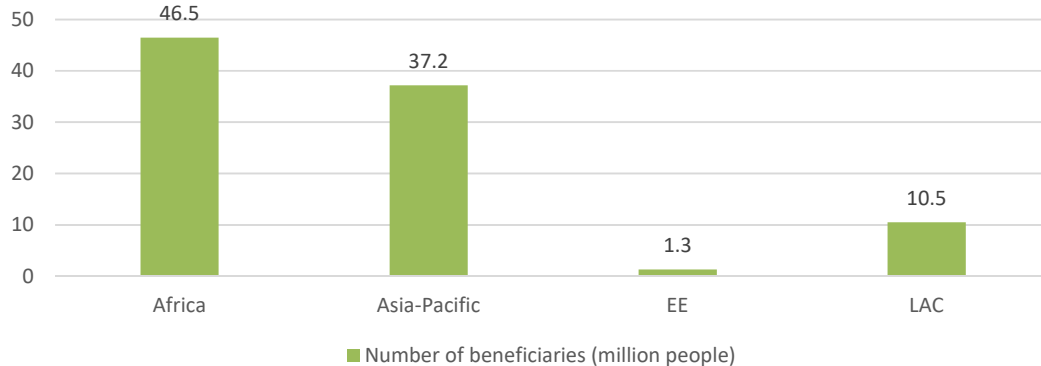
6. The climate impact potential of the pipeline in terms of the contribution to GCF core indicators is presented in figures 7 and 8.

Figure 7: Estimated climate impact potential by region (total: 690.7 MtCO₂eq)^a



Abbreviations: EE = Eastern Europe, LAC = Latin America and the Caribbean, MtCO₂eq = million tonnes of carbon dioxide equivalent.
^a At the pipeline stage, the estimated data on the impact potential may be preliminary and is expected to increase.

Figure 8: Estimated adaptation impact potential by region (total: 95.6 million people)^a



Abbreviations: EE = Eastern Europe, LAC = Latin America and the Caribbean.
^a At the pipeline stage, the estimated data on the impact potential may be preliminary and is expected to increase.

7. The list of the funding proposals in the pipeline at different stages of the review process is presented in annex I. Many of the submitted funding proposals were drawn from the country programme briefs and entity work programmes, the status of which is also presented in annex I.

8. The average time taken for funding proposals during this reporting period, from the date of first funding proposal submission to the date of first feedback from the Secretariat, is 31 days for all accredited entities (AEs), and 24 days for direct access entities (DAEs). The average time taken from the first submission of the funding proposal for Board approval is 283 days for all AEs, and 225 days for DAEs. This has led to subsequent disbursements of USD 650.4 million (excluding AE fees) for all AEs, including USD 134.6 million for DAEs, as at 31 August 2019.

1.2 Concept note pipeline

9. The GCF pipeline for concept notes as at the reporting date is shown in table 2.

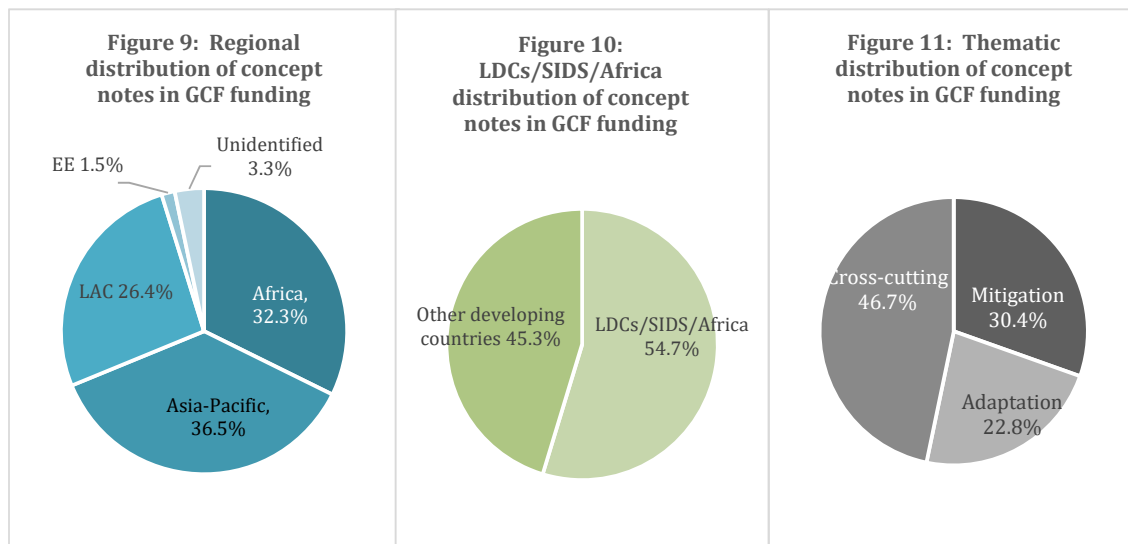
10. Of the 268 concept notes registered in the GCF pipeline, 42 have subsequently requested project preparation support from the Project Preparation Facility (PPF) and are included in the total 65 PPF applications detailed in section II below.

Table 2: GCF pipeline overview for concept notes ^a

		Public	Private
Number	Number of concept notes	196	72
	- New proposals during the reporting period (1 May to 31 Aug 2019)	45	2
Amount	GCF funding (million USD)	7,035.1	4,662.3
	Co-financing (million USD)	13,614.4	13,460.3
	Total investment (GCF + co-financing, million USD)	20,649.5	18,122.6

^a The full list of funding proposals is provided in document GCF/B.24/Inf.05/Add.02 titled "Status of the GCF pipeline – Addendum: List of concept notes". Owing to the deliberative nature of the document, the addendum is made available to the Board on a limited distribution basis.

11. Figures 9, 10⁶ and 11 present the geographical distribution, including the distribution of funding to LDCs/SIDS/Africa, and the thematic distribution of the requested GCF funding for the concept notes.



Abbreviations: EE = Eastern Europe, LAC = Latin America and the Caribbean, LDCs = least developed countries, SIDS = small island developing States.

12. The average time taken, during this reporting period, from the date of the concept note submission from the AEs to the date when feedback is delivered from the Secretariat is 27 days for all AEs as well as for DAEs.

⁶ The further breakdowns for LDCs, SIDS and Africa, respectively, are as follows:
 For LDCs: 32.8 per cent LDCs, and 67.2 per cent non-LDCs;
 For SIDS: 12.3 per cent SIDS, and 87.7 per cent non-SIDS; and
 For Africa: 32.3 per cent Africa, and 67.7 per cent non-Africa.

II. Status of the pipeline of projects from direct access entities and the Project Preparation Facility

13. The GCF pipeline for DAEs as at the reporting date is shown in table 3.

Table 3: GCF pipeline for direct access entities

	Number of funding proposals	Percentage (in relation to total pipeline)	Requested GCF funding (million USD)	Percentage (in relation to total investment)
Funding proposals	22	28.2	608.9	19.2
Concept notes	78	29.1	2,864.5	24.5

14. The Secretariat continues to work closely with DAEs and national designated authorities (NDAs)/focal points in developing their pipelines of proposals to be submitted to GCF.

15. At the date of reporting, the Secretariat was working on a pipeline of 30 active PPF applications with letters of no objection from the NDAs/focal points, of which 21 (70 per cent) are from DAEs. Further information on this pipeline is as follows:

- (a) Of these 30 applications, 25 have been approved or endorsed pending final conditions for approval:
 - (i) Among the 27 approved or endorsed applications, 25 have been approved, of which 17 (68 per cent) are from DAEs. As at the reporting date, the total approved amount for PPF applications was USD 16.3 million, of which USD 7 million had been disbursed. The first approved PPF application was successfully completed and provided the basis for a funding proposal submitted by the Ministry of National Resources of Rwanda, which was approved at the nineteenth meeting of the Board (B.19) on 1 March 2018; and
 - (ii) Among the two endorsed PPF applications pending final conditions for approval, both are from DAEs;
- (b) Of the three PPF applications not yet approved or endorsed, one is pending the associated underlying project concept note being strengthened and cleared as per GCF investment criteria to enable PPF support; and
- (c) In addition to the 30 active applications, another 35 PPF applications have been received but are not currently active due to having been withdrawn by the AEs or NDAs, or with no resubmission or communication from the AEs for more than six months. The list of all 65 PPF applications, including those approved, is presented in annex II.

16. The quality of project and programme concept notes vis-à-vis GCF investment criteria at entry that seek PPF support remains a key limiting factor for how many concept notes with PPF support can be developed into full funding proposals. As part of the strategy to overcome this challenge, the Secretariat has continued to increase the provision of upstream technical assistance to DAEs and NDAs, upon their request, to help strengthen their project concept notes and associated PPF applications. This technical assistance is also available to help strengthen project ideas into concept notes, including SAP concepts and funding proposals. Fifteen concept notes, funding proposals and associated PPF applications have been supported with this technical assistance, and an increasing number are planned throughout 2019. Based on positive feedback and increasing demand, the Secretariat is also strengthening the capacity of this technical assistance function by broadening the breadth of sectoral expertise available to AEs and NDAs.

17. The Secretariat has updated the PPF guidelines, which now provide more detailed guidance on how to access GCF PPF resources and tips for preparing a PPF application. To improve efficiency for the implementation of project preparation activities after approval, the Secretariat is also in the process of procuring a roster of consultancy firms that can provide

project preparation services to AEs upon their request. Once operationalized, this modality will further simplify the PPF process and reduce the implementation duration.

III. Status of the simplified approval process pilot scheme

18. Since the launch of the SAP pilot scheme in November 2017, seven projects submitted by the Environmental Investment Fund Namibia, the World Food Programme, XacBank and the United Nations Environment Programme, amounting to USD 57 million of GCF funding, were approved by the Board at B.19, B.21, B.22 and B.23.

19. As at the reporting date, the SAP pipeline consists of 74 public and private sector concept notes and funding proposals. The pipeline requests GCF funding of USD 673 million, with a total value of USD 1.8 billion when taking co-financing into account. Since the last reporting date, 17 new proposals have been submitted to the Secretariat under the SAP modality.

20. Of the 74 public and private sector concept notes and funding proposals in the SAP pipeline, 64 are public sector proposals, consisting of 53 concept notes and 10 funding proposals. From the private sector, the SAP pipeline consists of 9 concept notes and 1 funding proposal. Six funding proposals (both public sector) were reviewed by the Secretariat and have been presented to the independent Technical Advisory Panel; these are expected to be presented to the Board at B.24.

21. In the SAP pipeline, 59.2 per cent of the requested GCF funding is from DAEs and NDAs (figure 12), and 81.2 per cent of the requested GCF funding is from LDCs, SIDS and African States (figure 13).

Figure 12: Requested GCF funding by access modality (%)

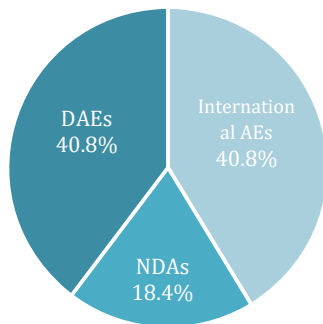
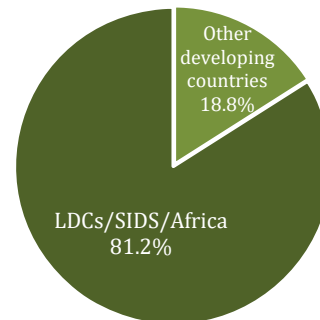
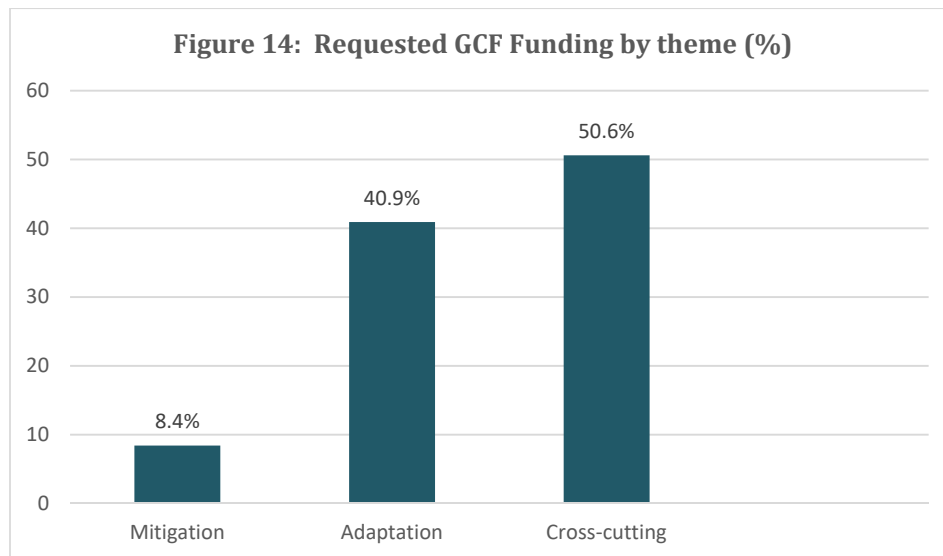


Figure 13: Requested GCF funding by region (%)



Abbreviations: AEs = accredited entities, DAEs = direct access entities, LDCs = least developed countries, SIDS = small island developing States, NDAs = national designated authorities.

22. Around 91.5 per cent of the requested GCF funding targets adaptation and cross-cutting results (figure 14), focusing on building the resilience of communities through food and water security measures. Many projects aim to undertake ecosystem-based adaptation for communities while several projects propose strengthening climate information services and early warning systems. A number of projects target mitigation results through small-scale renewable energy solutions.



23. Since B.23 the SAP pipeline has grown by 33 per cent and the corresponding increase in the amount requested to GCF was 35 per cent (from USD 496 million to USD 673 million), with rapidly increasing submissions from AEs and NDAs as a result of various communications, outreach, capacity-building and technical support provided by the Secretariat through online platforms and face-to-face interactions. This trend of a growing SAP pipeline is expected to continue in 2019, and the trigger point for the review of the SAP pilot scheme (i.e. USD 80 million of GCF funding committed) is expected to be reached before B.25.

24. The average time taken, during this reporting period, from the date of an SAP concept note submission from an AE to the date when feedback is delivered from the Secretariat is 23 days for all AEs as well as for DAEs.

IV. Status of active requests for proposal

4.1 Enhancing direct access

25. As per decision B.10/04, the Board approved the allocation of up to USD 200 million for at least 10 pilot proposals, including at least 4 pilots to be implemented in SIDS, LDCs and African States. Since the launch of the enhancing direct access (EDA) request for proposal (RFP) at the end of June 2016, GCF has approved two funding proposals under this pilot, amounting to USD 30 million of GCF funding. The approved projects include USD 10 million for the “Empower to adapt: creating climate change resilient livelihoods through community-based natural resource management in Namibia” project (FP024) submitted by the Environmental Investment Fund Namibia, to which GCF has disbursed USD 7.6 million so far; and another USD 20 million for the “Integrated physical adaptation and community resilience through an enhanced direct access pilot in the public, private, and civil society sectors of three Eastern Caribbean small island developing States” project (FP061) submitted by the Department of Environment Antigua to be implemented in Antigua and Barbuda, Dominica and Grenada.

26. As at 31 August 2019, the GCF pipeline comprises seven concept notes and five funding proposals under the EDA RFP, requesting a total GCF funding of USD 233 million.

27. The EDA review is due in 2020, following which recommendations will be presented to the Board on how to improve the existing modality in order to promote community-based adaptation for direct access and utilize the remaining allocated amount under the current RFP.

4.2 Pilot programme to support micro, small and medium-sized enterprises

28. Through decision B.13/22, the Board approved the micro, small and medium-sized enterprise (MSME) pilot RFP, deciding to limit GCF participation in the first tranche to USD 100 million. Following the close of the MSME RFP in August 2016 and through the competitive evaluation process, the Board has approved two funding proposals for a total of USD 40 million. The approved projects include USD 20 million for the “Business loan programme for GHG emissions reduction” proposal (FP028) submitted by Mongolia-based XacBank to which GCF has disbursed its total commitment; and USD 20 million for the “Low-emission climate resilient agriculture risk sharing facility for MSMEs” proposal (FP048) submitted by the Inter-American Development Bank to be implemented in Guatemala and Mexico.

29. The “SCF capital solutions” proposal (FP029), initially approved for USD 12.2 million for the Development Bank of Southern Africa, lapsed in October 2017 as the bank did not wish to extend the relevant deadline to execute the funded activity agreement in accordance with the Board’s approval.

30. Of the shortlisted concept notes, one additional MSME proposal submitted by the African Development Bank, “Program on Affirmative Finance Action for Women in Africa (AFAWA): Financing climate resilient agricultural practices in Ghana” (FP114), was approved by the Board at B.23. This is an on-lending programme providing credit lines to local commercial banks. These loans will exclusively target MSMEs and farmer-based associations led by women to support low-emission and climate-resilient agricultural practices. The programme seeks to empower women entrepreneurs through enhanced access to finance. The Secretariat, in consultation with the AE and NDA, will present to the Board an amended proposal to increase the grant portion of GCF funding to benefit the most vulnerable women targeted in the programme.

31. A proposal to launch a second tranche of the MSME RFP may be presented to the Board in the future.

4.3 Mobilizing funds at scale

32. In accordance with decision B.16/03, the Board approved the mobilizing funds at scale (MFS) pilot RFP in 2017, allocating up to USD 500 million to innovative, high-impact projects and programmes that mobilize private sector investment in climate change activities. The RFP was open to AEs and non-accredited entities and attracted 350 concept note submissions from more than 70 countries, with an estimated GCF requested financing of USD 18 billion. The result of the evaluation of the proposals, following a rigorous review according to criteria set out in the RFP, is as follows:

- (a) The top 30 concept notes were shortlisted. There were 7 submissions received from AEs and 23 from non-accredited entities (of which 5 came from entities undergoing accreditation). The Secretariat has engaged with all proponents of shortlisted concept notes and worked with them on the next steps towards developing full funding proposals for consideration by the Board;
- (b) The next 95 concept notes completed the three-level evaluation process. These concept notes were evaluated under the established evaluation process but were not shortlisted. Of these, 20 concept notes were submitted by existing AEs. The Secretariat also invited the proponents of the remaining 75 concept notes not submitted by an AE to work with an AE and reapply through the regular window;

(c) The next 134 concept notes were outside the MFS scoring criteria. The Secretariat is seeking to engage on these concept notes where possible; and

33. Ninety-one concept notes did not pass due to incompleteness or double submission. At B.23, the first MFS project was approved. The project, “Espejo de Tarapaca” (FP115), was presented by MUFG Bank, Ltd. and provides baseload energy supply to households in Chile. It comprises two commercially integrated power plants: (1) a 300 MW pumped storage hydro-electric plant using the Pacific Ocean as its lower reservoir; and (2) a 561 MW photovoltaic solar plant. The GCF USD 60 million anchor equity investment attracted additional private sector debt and equity investment of USD 1.1 billion. The estimated project lifespan is 35 years.

34. It is expected that up to three MFS proposals may be presented to the Board at B.24.

4.4 REDD-plus results-based payments

35. Through decision B.18/07, the Board allocated up to USD 500 million to the RFPs for the pilot programme for REDD-plus results-based payments (RBP).

36. As of 31 August 2019, two projects, FP100 for Brazil and FP110 for Ecuador, have been approved by the Board under the pilot programme, at B.22 and B.23, respectively. Two funding proposals received from Chile and Paraguay have been reviewed and will be presented to the Board at B.24. Discussions with other countries are in progress for concept note submissions.

37. The GCF web page on REDD-plus is constantly updated and contains all the relevant templates and documentation.⁷ Additional support documents are also available, such as a roadmap template to support countries in identifying the key steps needed to submit funding proposals to the GCF pilot programme for REDD-plus RBP. Two webinars have been developed and shown online, providing a general introduction to GCF support for REDD-plus and the REDD-plus SAP. Three more webinars are planned for 2019.

38. A working paper titled “Accelerating REDD+ Implementation”⁸ was published and widely disseminated in June. This working paper has been prepared as part of the ongoing development of GCF sectoral guidance on the forest and land use results area, which, among other strategic interventions, identifies the need to increase support for countries in implementing REDD-plus and achieving results. This publication was based on the responses provided by 55 countries through a survey conducted by the Secretariat between February and April 2019.

39. A survey targeting AEs was conducted between 15 May and 15 August 2019 to assess AE engagement on REDD-plus. The intention of the survey was to allow AEs to identify areas of work related to the implementation of REDD-plus and to better coordinate with GCF on any future support related to REDD-plus implementation. All GCF AEs were invited to provide input, and 24 responses were received.

40. As part of the development process of the sectoral guidance on forest and land use, four workshops were organized in 2019: the first during the Asia-Pacific forestry week in Songdo, South Korea on 17–21 June; the second during the Global Landscape Forum in Bonn, Germany on 22–23 June; the third in Washington, D.C., United States of America on 25 July; and the fourth in Abidjan, Côte d’Ivoire in coordination with AEs and partners on 13–15 August.

41. As part of the development process for the sectoral guidance, three consultancies are expected to begin work from September to October 2019: one for supporting the development of the sectoral guidance on forest and land use, a second for supporting the articulation of a global coalition of forests, and a third on developing a pipeline of jurisdictions as an approach

⁷ Available at <<https://www.greenclimate.fund/redd>>.

⁸ Available at <<https://www.greenclimate.fund/publications/accelerating-redd-implementation>>.

for contributing to reducing deforestation and forest degradation and as part of the sectoral guidance.

V. Status of pipeline knowledge management

42. By decision B.17/09, annex III, the Board requested the Secretariat to develop an online concept note and funding proposal submission portal and improve data management and analytics, including, for example, the AE submission portal and NDA portal. Responding to the decision, the Secretariat has enhanced the quality and transparency of the project pipeline by providing more advanced knowledge management systems to the public, stakeholders and internal users.

43. Building on the successful implementation of SAP online submission system, which was launched in early May 2019 and has processed 19 concept notes and funding proposals so far, the Secretariat is working on expanding the online submission system to accept regular concept notes and funding proposals. The standard approval process's online submission system is tentatively scheduled to be piloted at the end of 2019, and it is expected to be fully operational in early 2020.

44. To further automate the cross-Secretariat assessment workflow of concept notes and funding proposals, and to enhance transparency and collaboration with AEs, the Secretariat is developing an online tracking system that can provide real-time information on progress and help the Secretariat to identify any bottlenecks in the review process. The tracking system is tentatively scheduled to be piloted in the first half of 2020, and it is expected to be fully operational in the second half of 2020.

Annex I: List of funding proposals

Funding proposals in the GCF pipeline at different stages of the review process

No	Public/private	Project/programme title	Region	Project/programme	GCF amount (million USD) ^a	Financial instrument	Total size (million USD)	LDCs/SIDS/African States	Theme	Direct/International access	Stage ^c	Impact potential ^d		EWP? ^e	CP? ^e	CN? ^e	SAP	RFP
												Mitigation (MtCO ₂ e) ^g	Adaptation (k beneficiaries)					
1	Public	Agricultural insurance project	Latin America and the Caribbean	Programme	20.0M	Grants	20.0M		Adaptation	International	5.1	0.0M	55K	No	No	Yes		
2	Public	Urban EbA project	Asia-Pacific	Project	10.0M	Grants	11.5M	LDCs	Cross-cutting	International	5.2	0.0M	900K	Yes	Yes	Yes	SAP	
3	Public	Transportation project	Africa	Project	31.4M ^b	Loans	444.0M ^b	LDCs/Africa	Cross-cutting	International	5.1	0.4M	320K	No	Yes			
4	Public	REDD+ project	Africa, Asia-Pacific	Programme	61.8M	Grants, Undefined	61.8M	LDCs/Africa	Mitigation	International	5.1	10.0M	0K	No	No	Yes		
5	Public	Agriculture project	Africa	Project	50.0M	Grants	50.0M	Africa	Cross-cutting	Direct	4.3	0.0M	100K	No	No	Yes		
6	Public	Agricultural project	Africa	Project	25.4M	Grants	40.9M	LDCs/Africa	Adaptation	International	4.3	0.0M	3,803K	No	No	Yes		
7	Public	Community adaptation project	Africa	Project	10.0M	Grants	10.0M	Africa	Adaptation	Direct	4.3	0.0M	50K	Yes	No	Yes		EDA
8	Public	Adaptive capacity project	Asia-Pacific	Project	23.7M	Grants	79.9M		Cross-cutting	International	4.3	TBD	TBD	No	Yes	Yes		
9	Public	REDD+ project	Africa	Project	30.0M	Grants	115.1M	Africa	Cross-cutting	International	5.1	22.5M	2,175K	No	No	Yes		
10	Public	Food and Nutrition Security project	Asia-Pacific	Project	31.4M	Grants	79.1M	LDCs	Cross-cutting	International	5.1	35.0M	1,000K	No	Yes	Yes		
11	Public	Enhancing climate resilience project	Asia-Pacific	Project	15.0M	Grants	31.4M		Adaptation	International	4.3	TBD	TBD	No	Yes	Yes		
12	Public	Climate resilience project	Africa	Project	29.4M	Grants	37.7M	Africa	Adaptation	International	4.3	0.0M	2,302K	No	No	Yes		
13	Public	Rural livelihoods project	Asia-Pacific	Project	9.0M	Undefined	10.8M	LDCs	Mitigation	International	5.1	0.5M	390K	No	No	Yes	SAP	
14	Public	Resilience of communities and ecosystems project	Africa	Project	10.0M	Grants	10.3M	Africa	Adaptation	Direct	4.3	0.0M	481K	No	No			
15	Public	Coastal communities project	Africa	Project	23.6M	Grants	26.7M	LDCs/Africa	Adaptation	International	4.3	0.0M	2,000K	Yes	No	Yes		
16	Public	Resilience to natural disasters project	Latin America and the Caribbean	Project	16.1M	Grants	48.8M	SIDS	Adaptation	International	5.1	0.0M	3,193K	Yes	No			
17	Public	REDD+ Project	Africa	Project	30.0M	Grants	109.1M	Africa	Mitigation	International	4.3	6.1M	540K	No	No	Yes		
18	Public	Rural development project	Latin America and the Caribbean	Programme	22.4M	Grants	27.1M		Cross-cutting	Direct	5.1	0.7M	21K	Yes	Yes	Yes		EDA
19	Public	Mitigation project	Asia-Pacific	Project	55.7M	Grants	72.5M	LDCs	Cross-cutting	International	5.1	1.9M	466K	No	Partly Yes			
20	Public	Coastal resilience project	Asia-Pacific	Project	18.2M	Grants	19.4M	SIDS	Adaptation	International	4.3	0.0M	24K	No	No			
21	Public	Ecosystem and Agricultural Resilience project	Africa	Project	45.7M	Grants	50.0M	LDCs/Africa	Cross-cutting	International	5.1	70.5M	5,620K	Yes	No	Yes		



No	Public/private	Project/programme title	Region	Project/programme	GCF amount (million USD) ^a	Financial instrument	Total size (million USD)	LDCs/SIDS/African States	Theme	Direct/International access	Stage ^c	Impact potential ^d		EWP? ^e	CP? ^e	CN?	SAP	RFP
												Mitigation (MtCO ₂ e)	Adaptation (k beneficiaries)					
22	Public	Climate resilience project	Asia-Pacific	Project	39.3M	Grants	47.3M	LDCs	Cross-cutting	International	5.2	11.5M	4,163K	Yes	No	Yes		
23	Public	Clean Energy project	Asia-Pacific	Programme	60.0M	Grants,Loans	120.0M		Mitigation	Direct	4.3	2.6M	1,530K	No	Yes	Yes		
24	Public	Climate-resilient project	Africa	Project	44.0M	Grants	49.0M	Africa	Adaptation	International	4.3	0.0M	1,060K	Yes	No	Yes		
25	Public	Livelihood project	Asia-Pacific	Programme	20.7M	Grants,Undefined	29.4M	LDCs	Adaptation	Direct	4.3	0.0M	67K	Yes	Yes	Yes		EDA
26	Public	Climate resilience project	Africa	Project	9.9M	Grants	10.0M	Africa	Adaptation	International	4.3	0.0M	1,500K	No	No	Yes	SAP	
27	Public	Forests and rangelands project	Asia-Pacific	Project	30.0M	Grants	50.0M		Mitigation	International	5.1	TBD	TBD	No	No	Yes		
28	Public	Water banking project	Asia-Pacific	Project	26.8M ^b	Grants	50.2M ^b		Cross-cutting	International	5.2	0.1M	237K	No	Yes	Yes		
29	Public	Greening Kenya: Decoupling expansion of IZs from GHG emissions.	Africa	Project	10.5M	Grants	29.9M	Africa	Cross-cutting	International	5.1	2.1M	0K	Yes	No	Yes		
30	Public	Water programme	Africa	Programme	41.7M	Grants,Loans	195.7M	Africa	Adaptation	Direct	4.3	0.0M	4,300K	Yes	No			
31	Public	Smallholder agriculture project	Asia-Pacific	Project	29.7M	Grants	164.5M		Adaptation	International	5.1	0.0M	1,329K	No	No	Yes		
32	Public	Infrastructure project	Latin America and the Caribbean	Project	27.1M	Grants	42.2M	SIDS	Cross-cutting	Direct	4.3	0.0M	72K	Yes	No	Yes		
33	Public	Ecosystem-based Adaptation project	Latin America and the Caribbean	Project	10.0M	Grants	11.0M	SIDS	Adaptation	Direct	4.3	0.0M	1,500K	No	Partly Yes	Yes	SAP	
34	Public	Community climate change project	Asia-Pacific	Project	9.7M	Grants	13.3M	LDCs	Adaptation	Direct	5.2	0.0M	110K	Yes	Yes	Yes	SAP	
35	Public	African Risk Programme	Africa	Programme	10.0M	Grants	23.7M	LDCs/Africa	Adaptation	International	4.3	TBD	TBD	No	No	Yes		
36	Public	Energy efficient and water security project	Asia-Pacific	Programme	9.6M	Grants	10.2M	SIDS	Cross-cutting	Direct	4.3	1.6M	15K	Yes	Yes	Yes	SAP	EDA
37	Public	Agribusiness project	Asia-Pacific	Project	30.0M	Grants	78.0M	LDCs	Adaptation	International	5.1	0.0M	700K	No	Yes			
38	Public	vulnerable communities and ecosystems project	Asia-Pacific	Project	27.4M	Grants	32.7M	LDCs	Adaptation	International	4.3	0.0M	834K	No	No	Yes		
39	Public	low-carbon electric project	Africa	Project	28.2M	Grants	46.7M	LDCs/Africa	Cross-cutting	Direct	5.1	2.3M	1,200K	Yes	Yes	Yes		
40	Public	Livelihoods Project	Africa	Project	173.0M	Grants,Loans	292.0M	LDCs/Africa	Cross-cutting	International	5.1	TBD	TBD	No	No	Yes		
41	Public	Thermal power project	Africa	Project	8.9M	Grants	15.3M	LDCs/Africa/SIDS	Cross-cutting	Direct	5.1	TBD	TBD	No	No	Yes		
42	Public	Forest resilience project	Eastern Europe	Project	10.0M	Grants,	18.3M		Cross-cutting	International	4.3	12.2M	224K	No	Yes	Yes	SAP	
43	Public	Promoting sustainable agriculture project	Africa	Programme	93.5M	Grants,Loans	226.3M	LDCs/Africa	Cross-cutting	International	4.3	57.0M	600K	No	Partly Yes	Yes		
44	Public	Sustainable city project	Africa	Programme	43.7M	Grants	47.6M	LDCs/Africa	Cross-cutting	Direct	4.3	1.0M	1,662K	Yes	No			
45	Public	Ecosystem based adaptation project	Latin America and the Caribbean	Project	29.5M	Grants	96.9M	SIDS	Adaptation	International	4.3	0.0M	1,776K	No	No	Yes		



No	Public/private	Project/programme title	Region	Project/programme	GCF amount (million USD) ^a	Financial instrument	Total size (million USD)	LDCs/SIDS/African States	Theme	Direct/International access	Stage ^c	Impact potential ^d		EWP? ^e	CP? ^e	CN?	SAP	RFP	
												Mitigation (MtCO ₂ e) ^q	Adaptation (k beneficiaries)						
46	Public	Climate finance project	Asia-Pacific	Programme	100.0M	Loans	1,411.7M		Cross-cutting	International	5.3	25.0M	15,000K	No	No	Yes			
47	Public	Enhancing resilience project	Latin America and the Caribbean	Project	9.5M	Grants	10.0M		Adaptation	Direct	5.1	39.0M	27K	No	Yes	Yes	SAP		
48	Public	Off-grid electrification project	Africa	Project	150.0M	Grants,Loans	310.0M	LDCs/Africa	Cross-cutting	International	4.3	6.5M	4,000K	No	Partly Yes	Yes			
49	Public	Climate resilience project	Asia-Pacific	Project	39.8M	Grants	49.0M		Adaptation	International	5.2	0.0M	1,343K	No	No				
50	Public	Emission Reductions Program	Asia-Pacific	Project	17.0M ^b	Grants	71.6M ^b	LDCs	Mitigation	International	5.1	5.6M	356K	No	Yes	Yes			
51	Public	Adaptation Programme	Africa	Programme	33.6M ^b	Grants	106.4M ^b	LDCs/Africa	Adaptation	International	5.1	TBD	TBD	No	No	Yes			
52	Public	forest sector project	Eastern Europe	Project	24.0M	Grants	139.0M		Mitigation	International	4.3	16.1M	1,098K	No	Yes	Yes			
53	Public	Adaptation project	Asia-Pacific	Project	38.4M	Grants	50.0M	LDCs	Adaptation	Direct	4.3	0.0M	200K	Yes	Yes				
54	Public	food security for smallholders project	Africa	Project	9.3M	Grants	10.0M	LDCs/Africa	Adaptation	International	5.1	0.0M	120K	No	No	Yes	SAP		
55	Public	Clean cooking project	Africa	Project	8.2M	Grants	16.2M	Africa	Mitigation	International	4.3	2.1M	6,580K	No	No				
56	Public	Renewable Project	Africa	Programme	9.5M ^b	Grants,Loans	12.8M ^b	LDCs/Africa	Cross-cutting	International	5.1	0.5M	200K	No	No	Yes	SAP		
57	Public	Africa Climate Risk Financing Programme: Building the resilience of smallholder farmers to climate change impacts in Africa - Sahel	Africa	Programme	119.3M	Grants	802.5M	LDCs/Africa	Adaptation	International	4.3	0.0M	3,728K	No	No				
58	Public	EWS project	Asia-Pacific	Project	10.0M	Grants,	20.2M		Adaptation	Direct	5.1	0.0M	8,509K	Yes	Yes	Yes	SAP		
59	Public	Chile REDD+ RBP for results period 2014-2016	Latin America and the Caribbean	Programme	72.7M	Results-Based Payment	72.7M		Mitigation	International	5.2	TBD	TBD	No	No	Yes		REDD+ RBP	
60	Public	REDD+ RBP project	Latin America and the Caribbean	Programme	50.0M	Results-Based Payment	50.0M		Mitigation	International	5.2	TBD	TBD	Yes	No	Yes		REDD+ RBP	
61	Public	Energy Efficiency project	Latin America and the Caribbean	Project	14.3M	Grants,Loans	16.3M	SIDS	Mitigation	Direct	4.3	0.1M	3,902K	No	Yes			EDA	
Subtotal (public)					2,097.4		6,205.1												
62	Private	Transportation Programme	Asia-Pacific	Project	59.2M	Loans	164.2M		Mitigation	International	4.3	TBD	TBD	Yes	No				
63	Private	Green Bond Programme	Africa, Asia-Pacific, Eastern Europe, Latin America and the Caribbean	Programme	75.0M	Equity	2,100.0M	LDCs/Africa/SIDS	Mitigation	International	5.2	90.0M	0K	No	No				

No	Public/private	Project/programme title	Region	Project/programme	GCF amount (million USD) ^a	Financial instrument	Total size (million USD)	LDCs/SIDS/African States	Theme	Direct/International access	Stage ^c	Impact potential ^d		EWP? ^e	CP? ^e	CN?	SAP	RFP
												Mitigation (MtCO ₂ e _q)	Adaptation (k beneficiaries)					
64	Private	Renewable Energy Programme	Asia-Pacific	Project	95.0M	Grants,Loans	581.5M	LDCs	Mitigation	International	5.2	4.6M	OK	No	No			
65	Private	Renewable energy programme	Africa	Programme	140.0M	Guarantees,Loans	505.0M	Africa	Mitigation	International	4.3	5.3M	OK	No	No	Yes		
66	Private	Green Climate Finance Programme	Latin America and the Caribbean	Programme	100.0M	Grants,Loans	195.2M		Mitigation	Direct	5.1	15.5M	OK	Yes	Partly Yes	Yes		
67	Private	REDD+ Programme	Africa, Latin America and the Caribbean	Programme	66.5M	Grants,Loans	109.0M	LDCs/Africa	Mitigation	International	5.2	15.0M	OK	No	No	Yes		MFS
68	Private	Renewable Energy Programme	Africa	Programme	39.5M	Equity	976.5M	LDCs/Africa	Mitigation	International	4.3	198.5M	OK	No	No	Yes		MFS
69	Private	Renewable Energy Programme	Africa	Programme	85.0M	Equity,Grants	450.0M	LDCs/Africa	Mitigation	International	5.1	TBD	TBD	No	No	Yes		MFS
70	Private	Landscape and Livelihoods Project	Asia-Pacific	Project	66.2M	Grants,Loans	126.2M		Cross-cutting	International	4.3	TBD	TBD	N/A	Yes	Yes		MFS
71	Private	Renewable Energy Programme	Latin America and the Caribbean	Programme	148.8M	Grants,Loans	485.0M		Mitigation	International	5.1	TBD	TBD	Yes	No	Yes		MFS
72	Private	Forestry Programme	Africa, Latin America and the Caribbean	Programme	25.0M	Equity	101.5M	LDCs/Africa	Cross-cutting	International	5.1	TBD	TBD	No	Partly Yes	Yes		MFS
73	Private	Renewable Energy Project	Latin America and the Caribbean	Project	9.8M	Grants,Loans	47.2M	LDCs/SIDS	Cross-cutting	International	5.1	TBD	TBD	Yes	Yes	Yes	SAP	MFS
74	Private	Transportation Programme	Latin America and the Caribbean	Programme	16.8M	Equity,Grants	40.8M		Mitigation	Direct	4.3	TBD	TBD	Yes	Yes	Yes		MFS
75	Private	Water Project	Africa	Project	28.0M	Loans	225.0M	Africa	Adaptation	Direct	5.2	0.0M	4,185K	Yes	No			
76	Private	Green Finance Programme	Asia-Pacific	Programme	40.0M	Equity,Grants,Loans	50.0M		Mitigation	Direct	4.3	3.2M	OK	No	Yes			
77	Private	Renewable Energy Programme	Africa	Programme	52.5M	Equity,Grants	103.5M	LDCs/Africa	Cross-cutting	International	4.3	TBD	TBD	No	No	Yes		
78	Private	Private sector climate investment facility	Latin America and the Caribbean	Programme	30.0M	Grants	530.0M		Cross-cutting	International	5.1	25.6M	OK	No	No			
Subtotal (private)					1,077.3		6,790.6											
Overall total (public + private)					3,174.7		12,995.8											

Abbreviations: CN = Concept note, CP = Country programme; EDA = Enhancing direct access, EE = Eastern Europe, EWP = Entity work programme, LAC = Latin America and the Caribbean, LDCs = Least developed countries, MFS = Mobilizing funds at scale, MSME = Micro-, small and medium-sized enterprises, SAP = Simplified Approval Process, REDD+ RBP = Reducing emissions from deforestation and forest degradation (Result-Based Payment), RFP = Request for proposal, SIDS = Small island developing States.

^a The individual funding amounts are rounded to the nearest tenth.

^b The requested GCF amount in euros is converted into United States dollars at the United Nations Operational Rates of Exchange effective as at 31 August 2019 (1 EUR = 1.118568 USD).

^c Stage: (4.3) funding proposal receipt and completeness check; (5.1) second-level due diligence by the Secretariat; (5.2) submission to the independent Technical Advisory Panel; and (5.3) submission to the Board. Stage numbers are according to the updated project and programme cycle (decision B.17/09, annex IV).

^d Since the funding proposal is at an early stage of development, the accredited entity is still in the process of quantifying the mitigation and adaptation impacts

^e Information under columns “EWP” and “CP” should not be interpreted as confirmation of whether a funding proposal is supported by NDAs/focal points or accredited entities at the date of publication of this report. Under column “CP”: (i) “Partly” indicates that a multi-country funding proposal is capture in only part of the country programmes of relevant countries; and (ii) “No” may indicate that the country has not shared a CP with the Secretariat (hence no information is yet available) or that the funding proposal is not included in the latest version of the CP shared with the GCF Secretariat. It must be noted that funding proposals in early development stages may have been presented to the GCF Secretariat with different titles in EWPs and CPs, hence not allowing the Secretariat to identify them as the same project until further consultations take place with AEs and NDAs or focal points. The Secretariat of the GCF requests accredited entities to provide an update of their EWPs twice a year. Country programming updates observe a schedule that takes into account country planning schedules and country-Secretariat engagement on pipeline development, inter alia.

Annex II: List of Project Preparation Facility applications

Project Preparation Facility applications in the GCF pipeline at different stages of the review process

No.	Public/private	Project name	Region	PPF amount	Financial instrument	LDCs/SIDS /African States	Theme	Direct/international access	Latest stage
1	Public	Rural Green Economy and Climate Resilient Programme	Africa	1,498,841	Grant	Yes	Cross-Cutting	Direct	8
2	Public	Enhancing Early Warning Systems to build greater resilience	Asia-Pacific	535,833	Grant	Yes	Adaptation	International	6
3	Public	Development of an Integrated, Sustainable and Resilient Agricultural Project	Africa	717,407	Grant	Yes	Cross-Cutting	Direct	8
4	Public	Public and Private Sector Energy Efficiency Programme	Africa	318,060	Grant	Yes	Mitigation	Direct	6
5	Public	Renewable Bio-mass Fuel project	LAC	694,000	Grant	Yes	Cross-Cutting	Direct	6
6	Public	Sustainable Transport project	LAC	1,415,750	Grant	No	Mitigation	Direct	6
7	Public	Metropolitan Climate Resilience Project	Africa	934,185	Grant	Yes	Adaptation	International	6
8	Public	Pilot project of hydro agricultural permiters development	Africa	439,134	Grant	Yes	Cross-Cutting	Direct	6
9	Public	Transformative public and private partnerships for climate change adaptation and mitigation	LAC	277,172	Grant	No	Cross-Cutting	International	6
10	Public	Devolved climate change governance to strengthen resilience of communities	Africa	371,200	Grant	Yes	Adaptation	Direct	6
11	Public	Integrated Landscape Management	Asia-Pacific	278,946	Grant		Cross-Cutting	International	6
12	Public	Waste Management Programme	Africa	1,359,719	Grant	Yes	Mitigation	Direct	6
13	Public	Strengthening Urban Resilience	LAC	548,205	Grant	No	Cross-Cutting	International	5
14	Private	Promoting private sector investment for textile sector	Asia-Pacific	301,562	Grant	Yes	Mitigation	Direct	6
15	Public	Bus Rapid Transit Development	Asia-Pacific	788,000	Grant	No	Mitigation	Direct	6
16	Private	Green Finance Project	Asia-Pacific	348,964	Equity	No	Mitigation	Direct	6
17	Public	Climate change risk reduction through ecosystem-based adaptation	Africa	365,316	Grant	Yes	Cross-Cutting	International	6
18	Public	Green Transport Program	Asia-Pacific	526,311	Grant	Yes	Mitigation	International	5
19	Private	Mini-grid/off-grid Solution	Asia-Pacific	914,425	Repayable grant	No	Cross-Cutting	Direct	6
20	Public	Low-Emission and Climate Resilient Agriculture	LAC	642,600	Grant	No	Cross-Cutting	Direct	6
21	Private	Promoting private sector investment through large scale adoption of energy saving technologies and equipment for garment sector	Asia-Pacific	363,533	Grant	Yes	Mitigation	Direct	5
22	Public	Reduce, Reuse and Recycle for climate resilience wastewater systems	LAC	1,029,192	Grant	Yes	Cross-Cutting	Direct	5
23	Public	Climate Resilient Coastal Forestry	Asia-Pacific	337,740	Grant	Yes	Cross-Cutting	Direct	5
24	Public	Climate Resilient Fishery Initiative for Livelihood Improvement	Africa	289,085	Grant	Yes	Adaptation	International	6
25	Public	Green City Pilot	Africa	1,030,750	Grant	Yes	Cross-Cutting	Direct	5
26	Public	Strengthening and enhancing the application of Environmentally Sound Technologies related to holistic waste management	Asia-Pacific	1,50,0000	Grant	No	Cross-Cutting	International	99
27	Public	Preservation and restitution of ecosystem services with an emphasis on water security	LAC	704,000	Grant	No	Cross-Cutting	International	99
28	Public	Building climate change resilience of small scale and subsistence farmers	Africa	410,000	Grant	Yes	Adaptation	International	99
29	Public	Securing Permanent Forests to Combat Climate Change and Enhance Sustainable National and Local Economies	Africa	547,668	Grant	Yes	Cross-Cutting	International	99
30	Public	Restoring forests and agrosystems for climate change adaptation	Africa	299,187	Grant	Yes	Cross-Cutting	International	99
31	Public	Strengthening Resilience of Coastal Ecosystems and Communities	Africa	282,500	Grant	Yes	Adaptation	International	99
32	Public	Increasing the resilience of livelihood options of vulnerable communities	Africa	861,000	Grant	Yes	Adaptation	International	99

33	Public	Coastal protection project	Africa	928,260	Grant	Yes	Adaptation	International	99
34	Public	Enhancing adaptive capacity of local communities and restoring carbon sink potential	Africa	295,826	Grant	Yes	Cross-Cutting	International	99
35	Public	Climate Resilient Organic Livelihood Project	Asia-Pacific	305,778	Grant	Yes	Adaptation	Direct	99
36	Public	Catalysing the transformation to a solar based economy	LAC	166,669	Grant	No	Cross-Cutting	Direct	99
37	Public	Strengthening resilience of rural livelihoods to climate risks	Asia-Pacific	975,000	Grant	Yes	Cross-Cutting	International	99
38	Public	Global Climate Services for Energy	Africa, Eastern Europe	1,028,100	Grant	Yes	Cross-Cutting	International	99
39	Public	Linking Climate Knowledge to Action for Resilience	Africa	842,497	Grant	Yes	Adaptation	International	99
40	Public	Implementation of Integrated Atmospheric Composition Services	Africa	706,200	Grant	Yes	Cross-Cutting	International	99
41	Public	Solar Technology District	LAC	1,500,000	Grant	No	Mitigation	Direct	99
42	Private	Green Investment Platform	LAC	854,600	Grant	No	Cross-Cutting	Direct	99
43	Public	Accelerating Adoption of Electric Mobility	LAC	896,500	Grant	No	Mitigation	International	99
44	Public	REDD+ to Reef Landscape Project	Latin America and the Caribbean	486,823	Grant	Yes	Cross-Cutting	International	99
45	Public	Introduction of Electric Motorcycles	Africa	440,800	Grant	Yes	Mitigation	International	99
46	Public	Promotion of energy efficient appliances, lighting and equipment	Asia-Pacific	1,500,000	Grant	Yes	Mitigation	International	99
47	Public	Low-emission and Climate Resilient Dairy Development Project	Africa	210,000	Grant	Yes	Cross-Cutting	International	99
48	Public	Increased Climate Resilience of rural households and communities through the rehabilitation of productive agroforestry landscapes	LAC	211,704	Grant	Yes	Adaptation	International	99
49	Public	Solar PV Programmatic Solutions	Africa	1,495,000	Repayable Grant	Yes	Mitigation	Direct	99
50	Public	Building Resilience in the Water Sector	Africa	450,000	Grant	Yes	Adaptation	International	99
51	Public	Building resilience of vulnerable farmers and ecosystems	LAC	264,800	Grant	No	Adaptation	International	99
52	Public	Design Coastal and Marine Ecosystem Resilience Programme	Asia-Pacific	1,489,381	Grant	Yes	Adaptation	International	99
53	Public	Programme for Climate-Smart Agroforestry-based Entrepreneurship	Africa	207,720	Grant	Yes	Cross-Cutting	Direct	99
54	Public	Mainstreaming Climate Smart Planning and Implementation into Agricultural Development	Africa	664,747	Grant	Yes	Cross-Cutting	Direct	4
55	Public	Enhancing the sustainability of the national energy matrix and the competitiveness of forest production	LAC	881,000	Grant	No	Cross-Cutting	Direct	99
56	Private	Promoting large scale adoption of energy saving technologies and equipment	Asia-Pacific	721,120	Grant	Yes	Cross-Cutting	Direct	99
57	Public	Eco-friendly Tourism	Asia-Pacific	1,144,000	Grant	No	Cross-Cutting	Direct	99
58	Private	Cable Car Project	Africa	1,078,375	Grant	Yes	Mitigation	International	99
59	Public	Agriculture and Livelihood Adaptation	Asia-Pacific	1,250,000	Grant	Yes	Adaptation	Direct	99
60	Private	The Green Outcomes Fund	Africa	1,500,000	Grant	Yes	Cross-Cutting	Direct	99
61	Public	Stimulating investment in developing sustainable economies through enhanced environmental services and climate resilience	Africa	1,435,144	Grant	Yes	Cross-Cutting	Direct	3
62	PPP	Catalysing Climate Change Related Investments in the Agricultural Sector	Asia-Pacific	368,160	Grant	Yes	Adaptation	Direct	99
63	Public	Building indigenous community resilience with low emission sea transportation	Asia-Pacific	408,250	Grant	Yes	Cross-Cutting	Direct	2
64	PPP	Analysis and Implementation Feasibility Study Fast Train Passenger Project	LAC	562,960	Grant	No	Mitigation	Direct	4
65	Public	Strengthening the resilience of ecosystems and populations	Africa	331,067	Grant	Yes	Adaptation	International	3
Total				46,630,766					

Note: The list includes Project Preparation Facility (PPF) applications submitted with formal no-objection letters from national designated authorities. Stage 1: PPF application with concept note receipt and completeness check; Stage 2: concept note under Secretariat review and accredited entities revision; Stage 3: concept deemed ready for PPF support and PPF application under Secretariat review and accredited entities revision; Stage 4: PPF application endorsed; Stage 5: PPF application approved; Stage 6: PPF application under implementation; Stage 7: PPF activities completed; Stage 8: funding proposal submitted; Stage 99: inactive, including withdrawn and no response from the accredited entity for over six months.

Abbreviations: LDCs = least developed countries, SIDS = small island developing States.
