



**GREEN  
CLIMATE  
FUND**

**Meeting of the Board**  
6 – 8 July 2019  
Songdo, Incheon, Republic of Korea  
Provisional agenda item 19

**GCF/B.23/Inf.05**  
12 June 2019

---

# Status of the GCF pipeline, including the status of Project Preparation Facility requests

---

## **Summary**

This document provides an update of the GCF pipeline of projects and programmes, including the status of Project Preparation Facility applications, for the reporting period of 1 January to 30 April 2019.

---

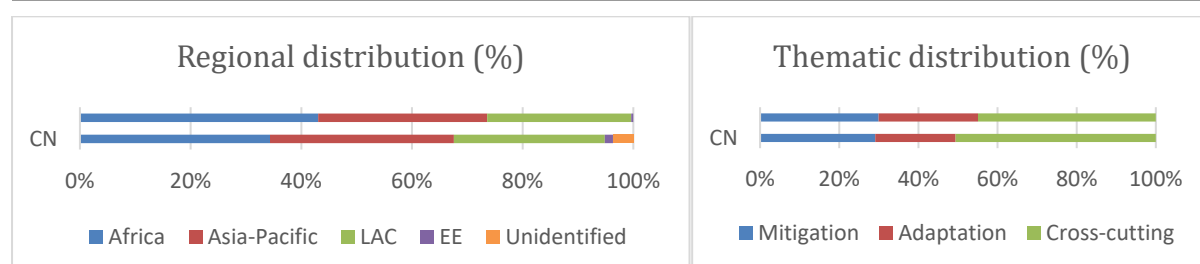
## Table of Contents

Executive summary: snapshot of the GCF pipeline	1
I. Overall status of the GCF pipeline	2
1.1 Funding proposal pipeline	2
1.2 Concept note pipeline	5
II. Status of the pipeline of projects from direct access entities and the Project Preparation Facility	7
III. Status of the simplified approval process pilot scheme	8
IV. Status of active requests for proposal	9
4.1 Enhancing direct access	9
4.2 Pilot programme to support micro, small and medium-sized enterprises	10
4.3 Mobilizing funds at scale	10
4.4 REDD-plus results-based payment	11
V. Status of pipeline knowledge management	11
Annex I: List of funding proposals	13
Annex II: List of Project Preparation Facility applications	17

## Executive summary: snapshot of the GCF pipeline

This executive summary provides a snapshot of the GCF pipeline as at 30 April 2019, comprising funding proposals and concept notes submitted to the Secretariat. The key tables and figures show the sectoral, regional and thematic breakdown of funding proposals and concept notes as well as the current status of active requests for proposal and the simplified approval process (SAP) pilot scheme.

Sectoral distribution	Funding proposals		Concept notes	
	GCF funding requested (million USD)	Number of proposals	GCF funding requested (million USD)	Number of concept notes
Public	2,656.8	66	7,101.8	182
Private	1,133.0	17	4,647.5	72
<b>Total</b>	<b>3,789.7</b>	<b>83</b>	<b>11,749.3</b>	<b>254</b>
<b>(% from DAE)</b>	<b>25.6%</b>	<b>27.7%</b>	<b>24.4%</b>	<b>29.1%</b>

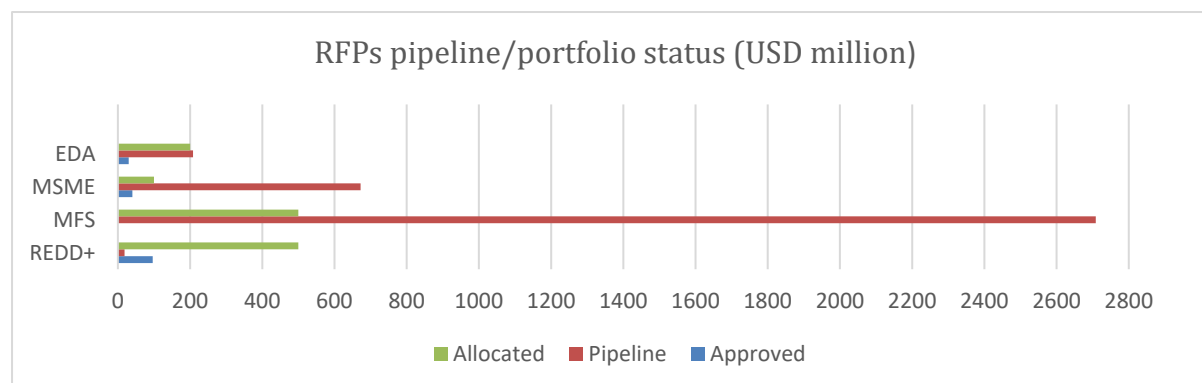


Abbreviations: DAE = direct access entity, EE = Eastern Europe, LAC = Latin America and Caribbean.

Within the pipeline, funding proposals and concept notes submitted under active requests for proposals and the SAP pilot scheme are as follows:

		Allocation		Pipeline		Approved	
		Amount (million USD)	No.	Funding requested (million USD)	No. (FP+CN)	Funding approved (million USD)	No.
<b>Active RFPs</b>	EDA	200	min.10	208.0	11 (3+8)	30	2
	MSME I	100	N/A	672.2	23 (1+22)	40	2
	MFS	500	N/A	2,708.7	30 (7+23)	-	-
	REDD-plus	500	min.3	18.6	3 (1+2)	96.5	1

		Trigger for review		Pipeline		Approved	
		Amount (million USD)	No.	Funding requested (million USD)	No. (FP+CN)	Funding approved (million USD)	No.
<b>Pilot scheme</b>	SAP	80	N/A	559.8	61 (10+51)	48.1	6



Abbreviations: CN = concept note, EDA = enhancing direct access, FP = funding proposal, MFS = mobilizing funds at scale, MSME = micro, small and medium-sized enterprise, REDD = reduced emissions from deforestation and forest degradation, RFP = request for proposal, SAP = simplified approval process

## I. Overall status of the GCF pipeline

### 1.1 Funding proposal pipeline

1. At its eleventh meeting, the Board requested the Secretariat to provide an update of the pipeline portfolio and to submit it for information to the Board as part of the documentation submitted for every Board meeting.<sup>1</sup> This status report responds to the Board’s request and provides an update for the reporting period of 1 January to 30 April 2019.

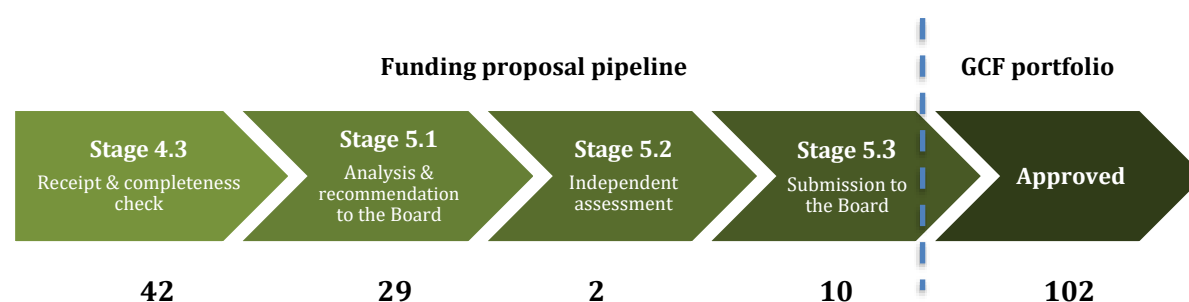
2. As at 30 April 2019,<sup>2</sup> the GCF pipeline is comprised of 83 public and private sector funding proposals, which request a total GCF funding of USD 3.8 billion to support projects and programmes totalling USD 17.5 billion, when taking co-financing into account.<sup>3</sup>

3. Table 1 presents the overview of the pipeline, broken down into different sectors, and figure 1 presents the status of the funding proposals in the pipeline with respect to their level of progress in the GCF due diligence process. The geographical distribution of the pipeline is presented in figures 2 and 3.<sup>4</sup> In addition, a further breakdown of the geographical distribution of the pipeline by the least developed countries (LDCs), small island developing States (SIDS) and Africa, respectively, can be found in figures 3.1, 3.2 and 3.3.

**Table 1: GCF pipeline overview for funding proposals**

		Public	Private
<b>Number</b>	Number of funding proposals	66	17
	- New proposals during the reporting period (1 Sept to 31 Dec 2018)	9	1
<b>Amount</b>	GCF funding (million USD)	2,656.8	1,133.0
	Co-financing (million USD)	5,082.4	8,664.1
	<b>Total investment (GCF + co-financing, million USD)</b>	<b>7,739.2</b>	<b>9,797.0</b>

**Figure 1: Status of funding proposal progress**



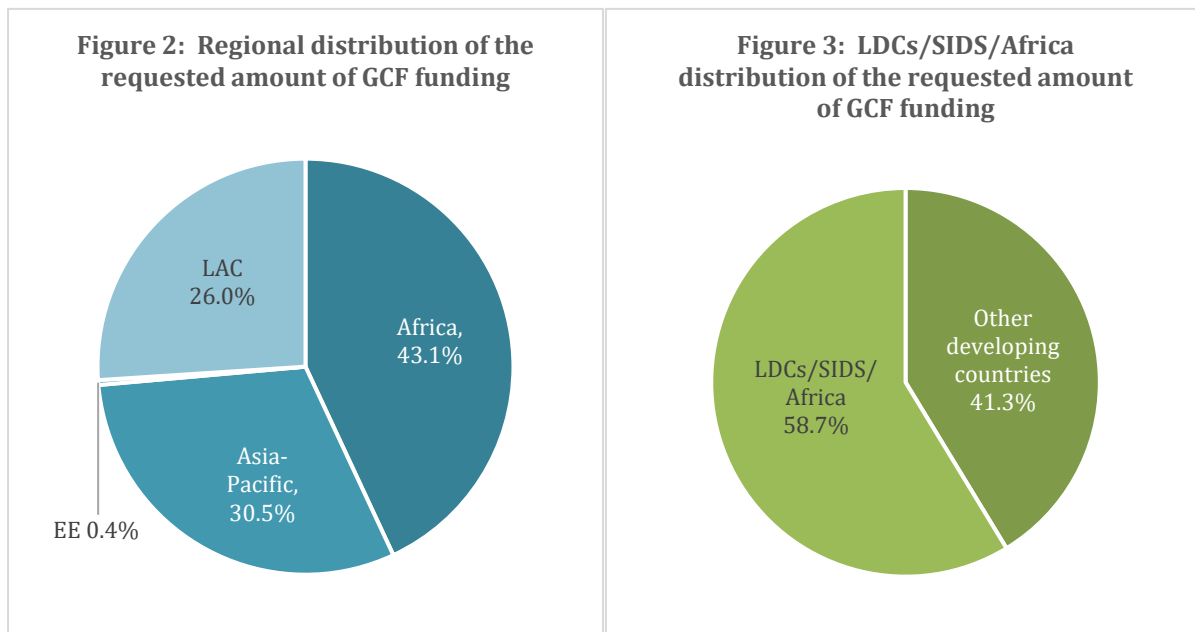
Note: Stage numbers are according to the updated project and programme cycle (annex IV to decision B.17/09).

<sup>1</sup> Decision B.11/11, paragraph (g).

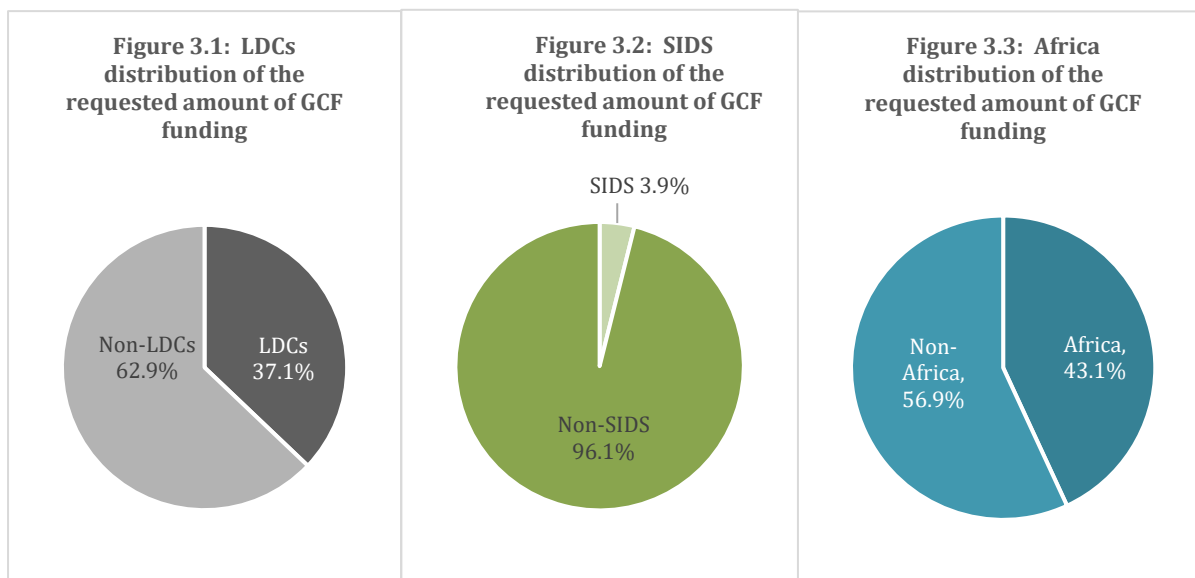
<sup>2</sup> The requested GCF amount in EUR is converted into USD at the United Nations Operational Rates of Exchange effective as at 30 April 2019 (1 EUR = 1.127396 USD).

<sup>3</sup> The full list of funding proposals is provided in document GCF/B.23/Inf.05/Add.01 titled “Status of the GCF pipeline – Addendum: List of funding proposals and project preparation facility requests”. Owing to the deliberative nature of the document, the addendum is made available to the Board on a limited distribution basis.

<sup>4</sup> In the case of multi-country projects, the breakdown is based on the simple attribution according to the number of countries marked in each proposal, unless the per cent of each country’s allocation is provided by accredited entities.



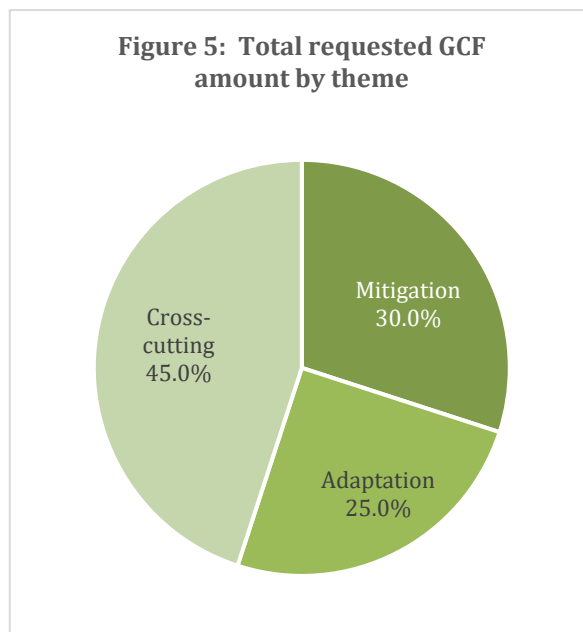
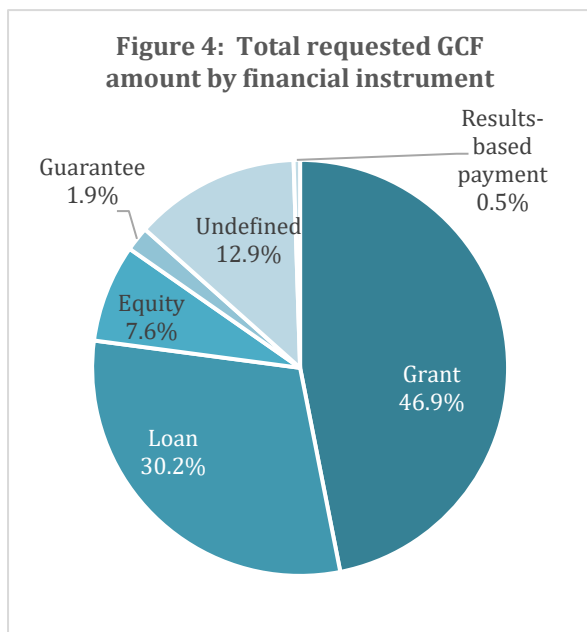
*Abbreviations:* EE = Eastern Europe, LAC = Latin America and the Caribbean, LDCs = least developed countries, SIDS = small island developing States.



*Abbreviations:* LDCs = least developed countries, SIDS = small island developing States.

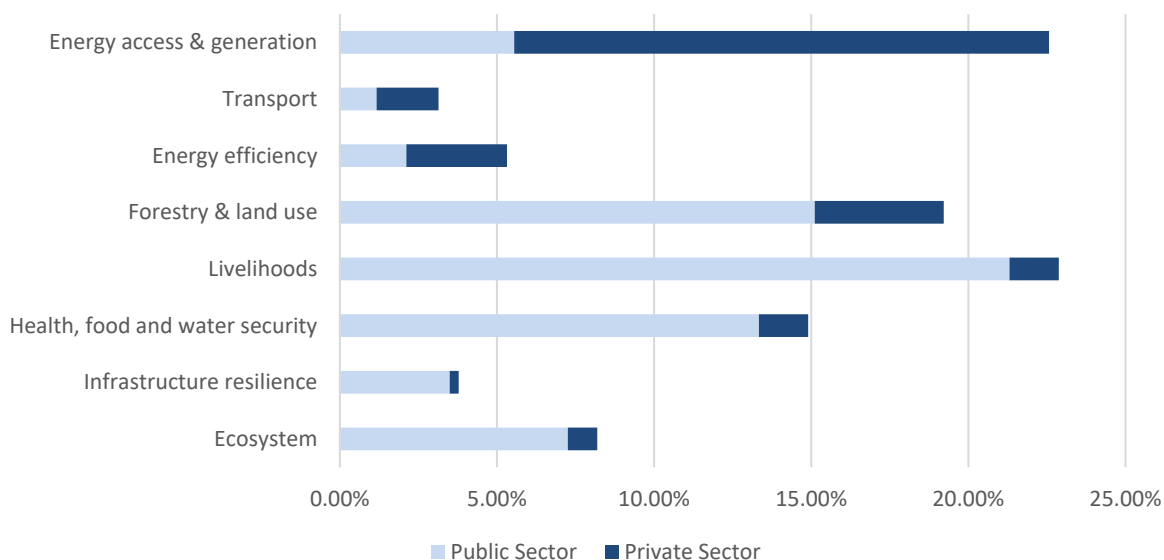
4. The distribution of the pipeline by financial instrument and theme is provided in figures 4 and 5.<sup>5</sup>

<sup>5</sup> A mitigation and adaptation breakdown of cross-cutting funding proposals is not available in the pipeline stage owing to insufficient information available in the current funding proposal template. The Secretariat will address this issue with the newly revised funding proposal template.



5. The distribution of the requested funding of the pipeline across the eight results areas of GCF is presented in figure 6.

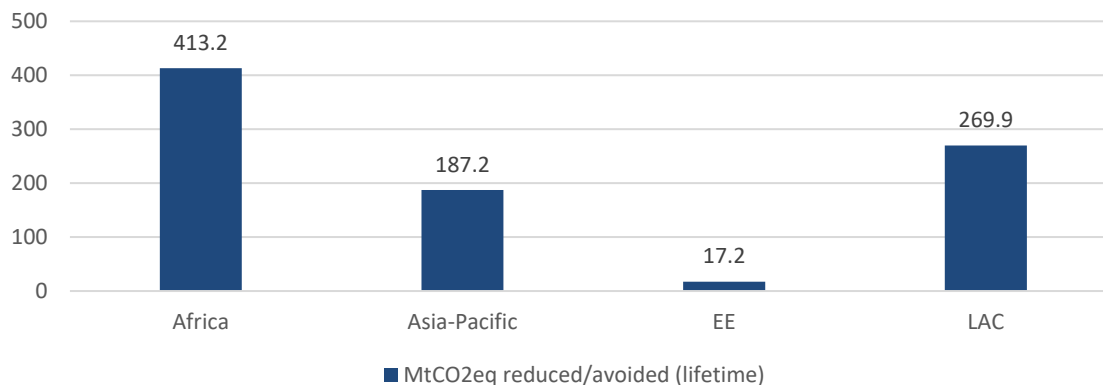
**Figure 6: Requested GCF funding by results areas (percentage)<sup>a</sup>**



<sup>a</sup> The breakdown of GCF funding into the eight results areas is based on the simple attribution according to the number of results areas marked in each proposal, unless otherwise noted in the proposals.

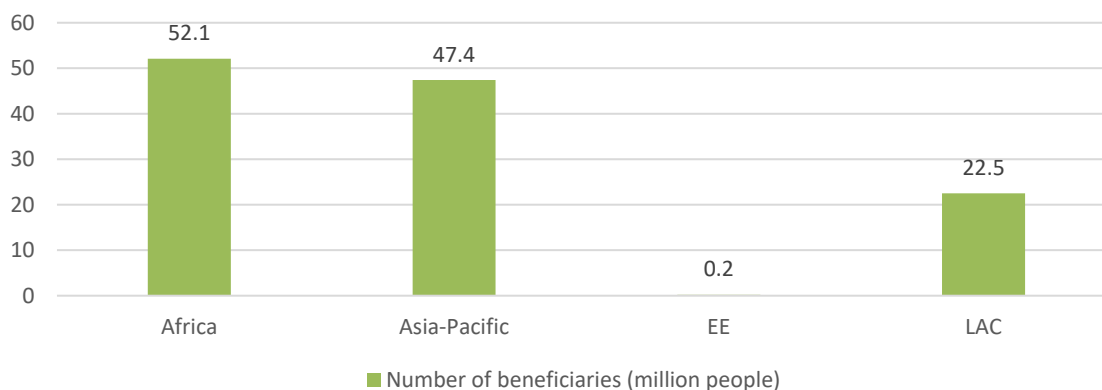
6. The climate impact potential of the pipeline in terms of the contribution to GCF core indicators is presented in figures 7 and 8.

**Figure 7: Estimated climate impact potential by region (total: 887.6 MtCO<sub>2</sub>eq) <sup>a</sup>**



*Abbreviations:* EE = Eastern Europe, LAC = Latin America and the Caribbean, MtCO<sub>2</sub>eq = million tonnes of carbon dioxide equivalent.  
<sup>a</sup> At the pipeline stage, the estimated data on the impact potential may be preliminary and is expected to increase.

**Figure 8: Estimated adaptation impact potential by region (total: 122.2 million people) <sup>a</sup>**



*Abbreviations:* EE = Eastern Europe, LAC = Latin America and the Caribbean.

<sup>a</sup> At the pipeline stage, the estimated data on the impact potential may be preliminary and is expected to increase.

7. The list of the funding proposals in the pipeline at different stages of the review process is presented in annex I. Many of the submitted funding proposals were drawn from the country programme briefs and entity work programmes, the status of which is also presented in annex I.

8. The average time taken for funding proposals in 2019, from the date of first funding proposal submission to the date of first feedback from the Secretariat, is 48 days for all accredited entities (AEs), and 28 days for direct access entities (DAEs). The average time taken from the first submission of the funding proposal for Board approval is 278 days for all AEs, and 232 days for DAEs. This has led to subsequent disbursements of USD 542.0 million (excluding AE fees) for all AEs, including USD 125.2 million for DAEs, as at 30 April 2019.

## 1.2 Concept note pipeline

9. The GCF pipeline for concept notes as at the reporting date is shown in table 2.

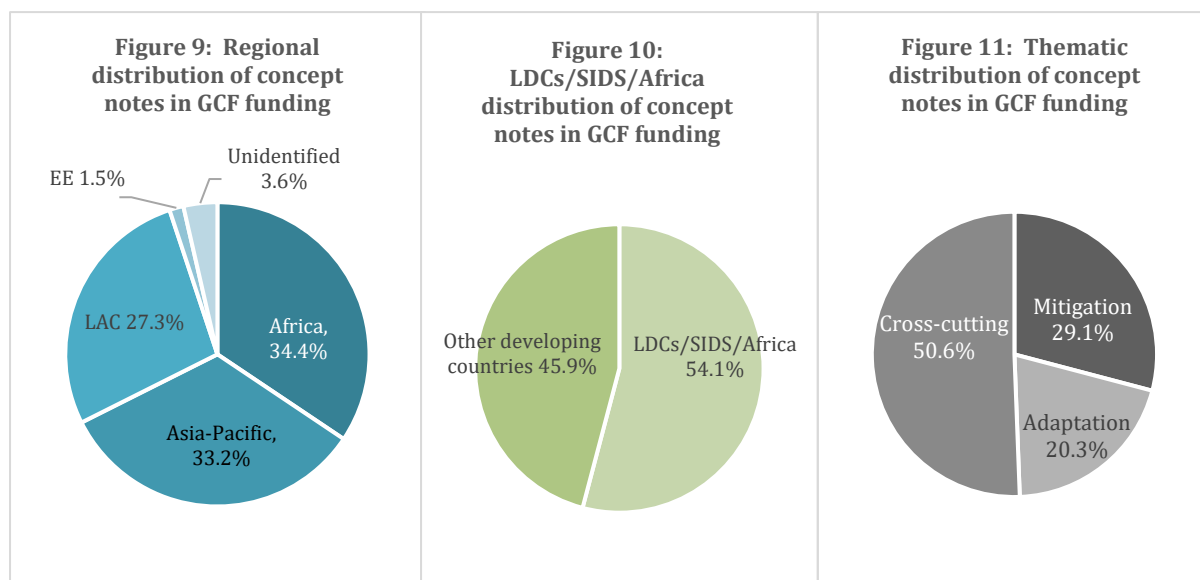
10. Of the 254 concept notes registered in the GCF pipeline, 41 have subsequently requested project preparation support from the Project Preparation Facility (PPF) and are included in the total 64 PPF applications detailed in section II below.

**Table 2: GCF pipeline overview for concept notes <sup>a</sup>**

		<b>Public</b>	<b>Private</b>
<b>Number</b>	Number of concept notes	182	72
	- New proposals during the reporting period (1 Sep to 31 Dec 2018)	26	6
<b>Amount</b>	GCF funding (million USD)	7,101.8	4,647.5
	Co-financing (million USD)	12,508.4	13,460.8
	<b>Total investment (GCF + co-financing, million USD)</b>	<b>19,610.2</b>	<b>18,108.4</b>

<sup>a</sup> The full list of funding proposals is provided in document GCF/B.23/Inf.05/Add.02 titled “Status of the GCF pipeline – Addendum: List of concept notes”. Owing to the deliberative nature of the document, the addendum is made available to the Board on a limited distribution basis.

11. Figures 9, 10<sup>6</sup> and 11 present the geographical distribution, including the distribution of funding to LDCs/SIDS/Africa, and the thematic distribution of the requested GCF funding for the concept notes.



*Abbreviations:* EE = Eastern Europe, LAC = Latin American and the Caribbean, LDCs = least developed countries, SIDS = small island developing States.

12. The average time taken in 2018 from the date of the concept note submission from the AEs to the date when feedback is delivered from the Secretariat is 25 days for all AEs, and 19 days for DAEs.

<sup>6</sup> The further breakdowns for LDCs, SIDS and Africa, respectively, are as follows:  
For LDCs: 29.2 per cent LDCs, and 70.8 per cent non-LDCs;  
For SIDS: 11.8 per cent SIDS, and 88.2 per cent non-SIDS; and  
For Africa: 34.4 per cent Africa, and 65.6 per cent non-Africa.



## II. Status of the pipeline of projects from direct access entities and the Project Preparation Facility

13. The GCF pipeline for DAEs as at the reporting date is shown in table 3.

**Table 3: GCF pipeline for direct access entities**

	Number of funding proposals	Percentage (in relation to total pipeline)	Requested GCF funding (million USD)	Percentage (in relation to total investment)
<b>Funding proposals</b>	23	27.7	971.7	25.6
<b>Concept notes</b>	74	29.1	2,864.2	24.4

14. The Secretariat continues to work closely with DAEs and national designated authorities (NDAs)/focal points in developing their pipelines of proposals to be submitted to GCF.

15. At the date of reporting, the Secretariat was working on a pipeline of 33 active PPF applications with letters of no objection from the NDAs/focal points, of which 23 (70 per cent) are from DAEs. Further information on this pipeline is as follows:

- (a) Of these 33 applications, 25 have been approved or endorsed pending final conditions for approval:
  - (i) Among the 25 approved or endorsed applications, 20 have been approved, of which 13 (65 per cent) are from DAEs. As at the reporting date, the total approved amount for PPF applications was USD 13.3 million, of which USD 6 million had been disbursed. The first approved PPF application was successfully completed and provided the basis for a funding proposal submitted by the Ministry of National Resources of Rwanda, which was approved at the nineteenth meeting of the Board on 1 March 2018; and
  - (ii) Among the five endorsed PPF applications pending final conditions for approval, four are from DAEs;
- (b) Of the eight PPF applications not yet approved or endorsed, four are pending their associated underlying project concept note being strengthened and cleared as per GCF investment criteria to enable PPF support; and
- (c) In addition to the 33 active applications, there are another 31 PPF applications have been received but are not currently active due to having been withdrawn by the AEs or NDAs, or with no resubmission or communication from the AEs for more than six months. Of these 31 inactive applications, 21 are from international AEs and 10 are from DAEs. The list of all 64 PPF applications, including those approved, is presented in annex II.

16. The quality of project and programme Concept Notes vis-à-vis GCF investment criteria entry that seek PPF support remains a key limiting factor for how many can be developed into full Funding Proposals. As part of the strategy to overcome this challenge, the Secretariat has continued to increase the provision of upstream technical assistance to DAEs and NDAs, upon their request, to help strengthen their project Concept Notes and associated PPF applications. This technical assistance is also available to help strengthen project ideas into Concept Notes, as well as SAP concepts and Funding Proposals. 12 Concept Notes, Funding Proposals and associated PPF applications have been supported with this technical assistance, and an increasing number are being planned throughout this year. Based on positive feedback and increasing demand, the Secretariat is also strengthening the capacity of this technical assistance function by broadening the breadth of sectoral expertise available to AEs and NDAs.

17. The Secretariat has updated the Project Preparation Facility Guidelines which now provide more detailed guidance on how to access GCF PPF resources and tips for preparing a

PPF application. To improve efficiency for the implementation of project preparation activities after approval, the Secretariat is also in the process of procuring a roster of consultancy firms who can provide project preparation services to AEs upon their request. Once operationalized, this modality will further simplify the PPF process and reduce the implementation duration.

### III. Status of the simplified approval process pilot scheme

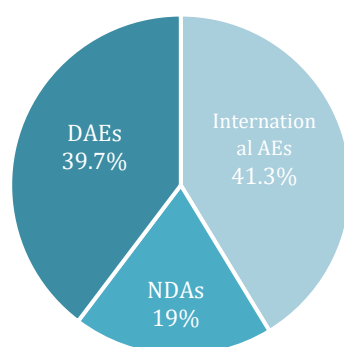
18. Since the launch of the simplified approval process (SAP) pilot scheme in November 2017, six projects submitted by the Environmental Investment Fund Namibia, the World Food Programme, XacBank and the United Nations Environment Programme, amounting to USD 48 million of GCF funding, were approved by the Board at B.19, B.21 and B.22.

19. As at the reporting date, the SAP pipeline consists of 57 public and private sector concept notes and funding proposals. The pipeline requests GCF funding of USD 528 million, with a total value of USD 995 million when taking co-financing into account. Since the last reporting date, 15 new proposals have been submitted to the Secretariat under the SAP modality. Some of these proposals have been reviewed and feedback has been provided to the AEs while others are currently under review and feedback will be provided in an expedited manner.

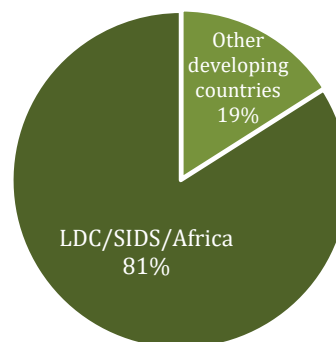
20. Of the 57 public and private sector concept notes and funding proposals in the SAP pipeline, 51 are public sector proposals, consisting of 41 concept notes and 10 funding proposals, and six concept notes are from the private sector. Two funding proposals (both public sector) were reviewed by the Secretariat and the independent Technical Advisory Panel and are expected to be presented to the Board at the twenty-third meeting of the Board (B.23).

21. In the SAP pipeline, 58.7 per cent of the requested GCF funding is from DAEs and NDAs (figure 12), and 81 per cent of the requested GCF funding is from LDCs, SIDS and African States (figure 13).

**Figure 12: Requested GCF funding by access modality (%)**

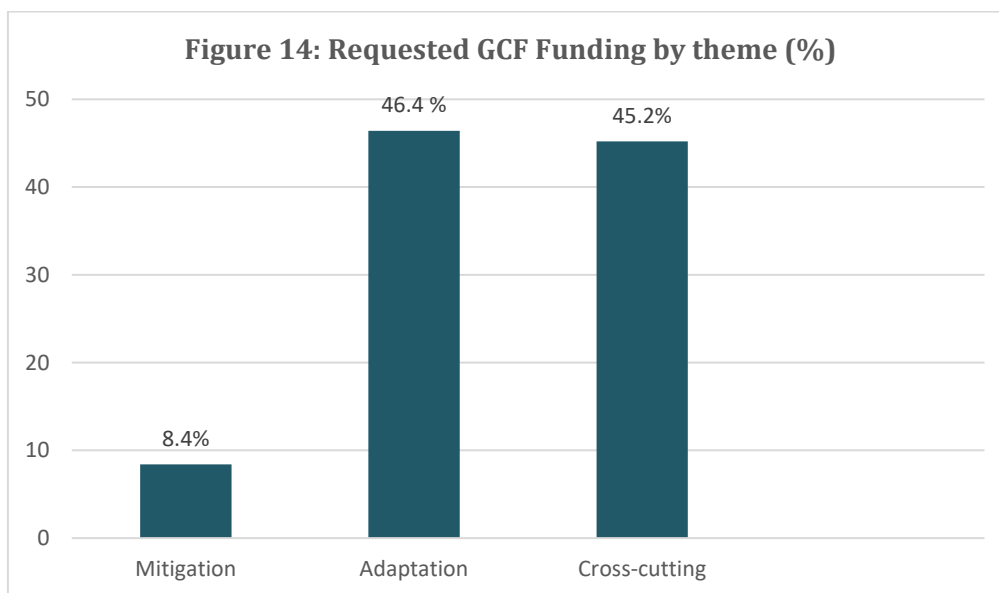


**Figure 13: Requested GCF funding by region (%)**



*Abbreviations:* AEs = accredited entities, DAEs = direct access entities, LDCs = least developed countries, SIDS = small island developing States, NDAs = national designated authorities.

22. Around 91.6 per cent of the requested GCF funding targets adaptation and cross-cutting results (figure 14), focusing on building the resilience of communities through food and water security measures. Many projects aim to undertake ecosystem-based adaptation for communities while several projects propose strengthening climate information services and early warning systems. A number of projects target mitigation results through small-scale renewable energy solutions.



23. Since B.22 the SAP pipeline has grown by 36 percent, with rapidly increasing submissions from AEs and NDAs as a result of various communications, outreach, capacity-building and technical support provided by the Secretariat through online platforms and face-to-face interactions. This trend of a growing SAP pipeline is expected to continue in 2019, and the trigger point for the review of the SAP pilot scheme (i.e. USD 80 million of GCF funding committed) is expected to be reached before the twenty-fifth meeting of the Board.

## IV. Status of active requests for proposal

### 4.1 Enhancing direct access

24. As per decision B.10/04, the Board approved the allocation of up to USD 200 million for at least 10 pilot proposals, including at least 4 pilots to be implemented in SIDS, LDCs and African States. Since the launch of the enhancing direct access (EDA) request for proposal (RFP) at the end of June 2016, GCF has approved two funding proposals under this pilot amounting to USD 30 million of GCF funding. The approved projects include USD 10 million for the “Empower to adapt: creating climate change resilient livelihoods through community-based natural resource management in Namibia” project (FP024) submitted by the Environmental Investment Fund Namibia, to which GCF has disbursed USD 7.6 million so far; and another USD 20 million for the “Integrated physical adaptation and community resilience through an enhanced direct access pilot in the public, private, and civil society sectors of three Eastern Caribbean small island developing States” project (FP061) submitted by the Department of Environment Antigua to be implemented in Antigua and Barbuda, Dominica and Grenada.

25. As at 30 April 2018, the GCF pipeline comprises eight concept notes and three funding proposals under the EDA RFP, requesting total GCF funding of USD 208 million.

26. The Secretariat has prepared and published on the GCF website an EDA brief: short user-friendly information on the key characteristics of the EDA pilot, including requirements set in the terms of reference and a case study of an approved project currently under implementation. Printout copies of the brief were distributed during the Korea Global Adaptation Week/National Adaptation Plan Expo, held in Songdo, Republic of Korea in April.

27. The Secretariat aims to launch a second open call for proposal in the second quarter of 2019, encouraging newly accredited DAEs and those in different stages of accreditation to

submit their EDA concept notes to GCF. In addition, the Secretariat aims to conduct webinars for DAEs and NDAs on how to prepare an EDA proposal.

## 4.2 Pilot programme to support micro, small and medium-sized enterprises

28. Through decision B.13/22, the Board approved the micro, small and medium-sized enterprise (MSME) pilot RFP, deciding to limit GCF participation in the first tranche to USD 100 million. Following the close of the MSME RFP in August 2016 and through the competitive evaluation process, the Board has approved two funding proposals for a total of USD 40 million. The approved projects include USD 20 million for the “Business loan programme for GHG emissions reduction” proposal (FP028) submitted by Mongolia-based XacBank to which GCF has disbursed its total commitment; and USD 20 million for the “Low-emission climate resilient agriculture risk sharing facility for MSMEs” proposal (FP048) submitted by the Inter-American Development Bank to be implemented in Guatemala and Mexico.

29. The “SCF capital solutions” proposal (FP029), initially approved for USD 12.2 million for the Development Bank of Southern Africa, lapsed in October 2017 as the bank did not wish to extend the relevant deadline to execute the funded activity agreement in accordance with the Board’s approval.

30. Of the shortlisted Concept Notes, one additional MSME proposal is expected to be presented at the twenty-third meeting of the Board (B.23).

31. Following decision B.22/02, the Secretariat is conducting a detailed review of the MSME RFP, including on its implementation status, outcomes, lessons learned and way forward. A proposal to launch a second tranche of the MSME RFP may be presented to the Board in 2019.

## 4.3 Mobilizing funds at scale

32. In accordance with decision B.16/03, the Board approved the mobilizing funds at scale (MFS) pilot RFP in 2017, allocating up to USD 500 million to innovative, high-impact projects and programmes that mobilize private sector investment in climate change activities. The RFP was open to responses from AEs and non-accredited entities and attracted 350 concept note submissions from more than 70 countries, with an estimated GCF requested financing of USD 18 billion. The result of the evaluation of the proposals, following a rigorous review according to criteria set out in the RFP, is as follows:

- (a) The top 30 concept notes were shortlisted. There were 7 submissions received from AEs and 23 from non-accredited entities (of which 5 came from entities undergoing accreditation). The Secretariat has engaged with all proponents of shortlisted concept notes and worked with them on the next steps towards developing full funding proposals for consideration by the Board;
  - (b) The next 95 concept notes completed the three-level evaluation process. These concept notes were evaluated under the established evaluation process but were not shortlisted. Of these, 20 concept notes were submitted by existing AEs. The Secretariat also invited the proponents of the remaining 75 concept notes not submitted by an AE to work with an AE and reapply through the regular window;
  - (c) The next 134 concept notes were outside the MFS scoring criteria. The Secretariat is seeking to engage on these concept notes where possible; and
  - (d) Ninety-one concept notes did not pass due to incompleteness or double submission.
33. Of the shortlisted Concept Notes, one MFS proposal is expected to be presented at B.23.

34. Following decision B.22/02, the Secretariat is conducting a detailed review of the MFS RFP, including its implementation status, lessons learned and way forward.

#### 4.4 REDD-plus results-based payment

35. Through decision B.18/07, the Board allocated up to USD 500 million to the RFPs for the pilot programme for REDD-plus results-based payments (RBP).

36. As of the date of this document, one project (FP100 for Brazil) was approved by the board at B.22, under the pilot programme A recent concept note received from Chile is under review and discussions with other countries are in progress for concept notes submissions.

37. The GCF webpage on REDD-plus is constantly updated and contains all the relevant templates and documentation.<sup>7</sup> Additional support documents are also available, such as a roadmap template to support countries in identifying the key steps needed to submit funding proposals to the GCF pilot programme for REDD-plus RBP.

38. The Secretariat is planning to develop a series of webinars to provide further information on GCF funding modalities for REDD-plus and to clarify any questions related to the REDD-plus pilot programme.

39. An online survey has been circulated to countries that are engaged in REDD-plus and with the potential to engage in REDD-plus to assess the progress of REDD-plus implementation and identify the support needed. In total 55 countries responded to the survey. The survey will form the basis of a GCF working paper to be published and made available online prior to B.23.

40. The working paper will facilitate improved collaboration with other REDD-plus financial mechanisms and ensure complementarity and coherence. The working paper and survey will also enable GCF to better plan how to support individual countries with finalizing the United Nations Framework Convention on Climate Change (UNFCCC) requirements for RBP and plan for future RBP projects. Also, the working paper allows assessment of countries' needs to further develop simplified access for funding through the REDD-plus SAP, while identifying major needs per region to engage with countries jointly with AEs and other partners to provide targeted support.

## V. Status of pipeline knowledge management

41. By decision B.17/09, annex III, the Board requested the Secretariat to develop an online concept note and funding proposal submission portal and improve data management and analytics, including, for example, the AE submission portal and NDA portal. Responding to the decision, the Secretariat has enhanced the quality and transparency of the project pipeline by providing more advanced knowledge management systems to the public, stakeholders and internal users.

42. The Secretariat has provided further enhanced monthly pipeline and portfolio status updates to internal and external stakeholders since January 2019 as per the confidentiality assessment of the AEs and in accordance with the GCF Information Disclosure Policy in order to increase transparency as well as to improve pipeline management and related knowledge management.<sup>8</sup> This enables public users as well as the Board, AEs and NDAs to access general information on the current GCF pipeline and portfolio status, communicate with each other and provide feedback to the Secretariat to improve the data and quality of the project pipeline.

<sup>7</sup> Available at <<https://www.greenclimate.fund/redd>>.

<sup>8</sup> Available at <<https://www.greenclimate.fund/library/-/docs/list/902350>>.

43. In an effort to improve the concept note and funding proposal submission process, the SAP online submissions system platform was launched on a pilot basis in February 2019 and was opened to all AEs and NDAs in early May 2019. The SAP online submission system is envisaged to improve the accountability of the process and efficiency of the submission and review stages. It will also pilot a new intake modality for GCF proposals that can potentially be extended to projects submitted under the regular proposal approval process. Webinars were delivered in May to familiarize users with the platform and answer any questions. A help-desk service was arranged to assist NDAs and AEs that might need technical help in using the SAP online submission system.

## Annex I: List of funding proposals

### Funding proposals in GCF pipeline at different stages of the review process

No.	Public/private	Project/programme title	Region	Project/programme	GCF amount (million USD) <sup>a</sup>	Financial instrument	Total size (million USD)	LDCs/SIDS/African States	Theme	Direct/International access	Stage <sup>c</sup>	Impact potential <sup>d</sup>		EWP? <sup>e</sup>	CPB? <sup>e</sup>	CN?	SAP	RFP
												Mitigation (MtCO <sub>2</sub> e)	Adaptation (k beneficiaries)					
1	Public	Agricultural insurance project	LAC	Programme	20.0	Grants	20.0		Adaptation	International	5.1	0K	55K	Yes	No	Yes		
2	Public	Urban project	Asia-Pacific	Project	19.3	Grants	22.3	LDCs	Adaptation	International	5.1	0K	1,209K	Yes	Yes	Yes		
3	Public	Transportation project	Africa	Project	31.7 <sup>b</sup>	Loans	447.0 <sup>b</sup>	LDCs/Africa	Cross-cutting	International	5.1	437K	320K	N/A	Yes	No		
4	Public	REDD+ project	Africa, Asia-Pacific	Programme	61.8	Grants, Undefined	61.8	LDCs/Africa	Mitigation	International	5.1	10,000K	0K	No	No	Yes		
5	Public	Agricultural project	Africa	Project	25.4	Grants	40.9	LDCs/Africa	Adaptation	International	5.1	0K	3,803K	No	N/A	Yes		
6	Public	Agriculture project	Africa	Project	85.0	Grants	108.2	LDCs/Africa	Adaptation	International	4.3	0K	4,000K	No	N/A	Yes		
7	Public	Climate Resilient Communities project	LAC	Project	9.5	Grants	10.0		Adaptation	International	5.1	0K	58K	Yes	Yes	Yes		
8	Public	Community adaptation project	Africa	Project	10.0	Grants	10.0	Africa	Adaptation	Direct	4.3	0K	50K	Yes	No	Yes		EDA
9	Public	Green project	Africa	Programme	9.0	Grants	9.9	Africa	Cross-cutting	Direct	4.3	115K	226K	Yes	N/A	No		
10	Public	Adaptive capacity project	Asia-Pacific	Project	23.7	Grants	79.9		Cross-cutting	International	4.3	TBD	TBD	No	Yes	Yes		
11	Public	REDD+ project	Africa	Project	30.0	Grants	115.1	Africa	Cross-cutting	International	5.1	22,460K	2,175K	No	N/A	Yes		
12	Public	Food and Nutrition Security project	Asia-Pacific	Project	31.4	Grants	79.1	LDCs	Cross-cutting	International	5.1	34,971K	1,000K	No	Yes	Yes		
13	Public	Climate resilience project	Africa	Project	29.4	Grants	37.7	Africa	Adaptation	International	4.3	0K	2,302K	No	No	Yes		
14	Public	Rural livelihoods project	Asia-Pacific	Project	9.0	Undefined	10.8	LDCs	Mitigation	International	5.2	459K	390K	No	No	Yes	Yes	
15	Public	Enhancing community resilience project	Africa	Project	TBD	Undefined	TBD	Africa	Adaptation	Direct	4.3	0K	438K	Yes	N/A	No		
16	Public	Resilience of communities and ecosystems project	Africa	Project	9.9	Grants	9.9	Africa	Adaptation	Direct	4.3	0K	481K	Yes	N/A	No		
17	Public	Smallholder Farmers project	Africa	Project	10.0	Undefined	10.0	Africa	Adaptation	Direct	5.1	0K	231K	Yes	N/A	No		
18	Public	Joint mitigation and adaptation project	LAC	Project	420.0	Undefined	1,400.0		Cross-cutting	Direct	5.1	118,168K	0K	Yes	N/A	No		
19	Public	Coastal communities project	Africa	Project	23.6	Grants	26.7	LDCs/Africa	Adaptation	International	4.3	0K	2,000K	Yes	No	Yes		
20	Public	Ecosystem based adaptation project	Africa	Programme	23.2	Grants	34.0	Africa	Adaptation	International	5.2	0K	775K	Yes	N/A	Yes		
21	Public	Resilience to natural disasters project	LAC	Project	16.1	Grants	48.8	SIDS	Adaptation	International	5.1	0K	3,193K	N/A	No	No		
22	Public	REDD+ Project	Africa	Project	30.0	Grants	109.1	Africa	Mitigation	International	4.3	6,135K	540K	No	No	Yes		
23	Public	Rural development project	LAC	Programme	22.4	Grants	27.1		Cross-cutting	Direct	5.1	732K	21K	Yes	No	Yes		EDA
24	Public	Mitigation project	Asia-Pacific	Project	55.7	Grants	72.5	LDCs	Cross-cutting	International	5.1	1,937K	466K	Yes	No	No		



No.	Public/private	Project/programme title	Region	Project/programme	GCF amount (million USD) <sup>a</sup>	Financial instrument	Total size (million USD)	LDCs/SIDS/African States	Theme	Direct/International access	Stage	Impact potential <sup>d</sup>		EWP? <sup>e</sup>	CPB? <sup>e</sup>	CN?	SAP	RFP
												Mitigation (MtCO <sub>2</sub> e)	Adaptation (k beneficiaries)					
25	Public	Agriculture project	Asia-Pacific	Project	25.3	Grants	51.5	LDCs	Adaptation	International	5.2	0K	579K	No	No	Yes		
26	Public	Coastal resilience project	Asia-Pacific	Project	18.2	Grants	19.4	SIDS	Adaptation	International	5.1	0K	24K	No	Yes	No		
27	Public	Ecosystem and Agricultural Resilience project	Africa	Project	45.7	Grants	50.0	LDCs/Africa	Cross-cutting	International	5.1	70,500K	5,620K	No	No	Yes		
28	Public	Climate resilience project	Asia-Pacific	Project	40.7	Grants	48.8	LDCs	Cross-cutting	International	4.3	11,480K	4,163K	Yes	No	Yes		
29	Public	Safeguarding communities project	Asia-Pacific	Project	22.4	Grants	59.4	LDCs/SIDS	Adaptation	International	5.2	TBD	TBD	No	Yes	Yes		
30	Public	Clean Energy project	Asia-Pacific	Programme	60.0	Grants, Loans	120.0		Mitigation	Direct	4.3	2,579K	1,530K	Yes	No	Yes		
31	Public	Climate-resilient project	Africa	Project	44.0	Grants	49.0	Africa	Adaptation	International	4.3	0K	1,060K	Yes	No	Yes		
32	Public	Livelihood project	Asia-Pacific	Programme	20.7	Grants, Undefined	29.4	LDCs	Adaptation	Direct	4.3	0K	67K	Yes	Yes	Yes		EDA
33	Public	climate-resilient forest project	LAC	Project	35.0	Grants, Loans	79.0		Cross-cutting	International	5.1	2,300K	0K	No	N/A	Yes		
34	Public	Climate resilience project	Africa	Project	9.9	Grants	10.0	Africa	Adaptation	International	4.3	0K	1,500K	Yes	N/A	Yes	Yes	
35	Public	Forests and rangelands project	Asia-Pacific	Project	40.0	Grants	97.4		Cross-cutting	International	4.3	TBD	TBD	Yes	No	Yes		
36	Public	Resilient Land project	Asia-Pacific	Project	25.0	Grants	47.7		Adaptation	International	4.3	0K	35K	No	No	Yes		
37	Public	Water banking project	Asia-Pacific	Project	27.1 <sup>b</sup>	Grants	41.7 <sup>b</sup>		Cross-cutting	International	5.1	106K	237K	Yes	No	Yes		
38	Public	resource scarcity and climate change project	Africa	Project	9.5	Grants	29.9	Africa	Cross-cutting	International	4.3	298K	0K	Yes	N/A	Yes	Yes	
39	Public	Water programme	Africa	Programme	41.7	Grants, Loans	195.7	Africa	Adaptation	Direct	4.3	0K	4,300K	No	No	No		
40	Public	Smallholder agriculture project	Asia-Pacific	Project	29.7	Grants	164.5		Adaptation	International	4.3	0K	1,329K	No	No	Yes		
41	Public	Infrastructure project	LAC	Project	24.6	Grants	48.2	SIDS	Cross-cutting	Direct	4.3	0K	72K	Yes	No	Yes		
42	Public	Ecosystem-based Adaptation project	LAC	Project	10.0	Grants	11.0	SIDS	Adaptation	Direct	4.3	0K	1,500K	Yes	Partly Yes	Yes	Yes	
43	Public	Community climate change project	Asia-Pacific	Project	9.3	Grants	13.5	LDCs	Adaptation	Direct	5.1	0K	250K	Yes	No	Yes	Yes	
44	Public	African Risk Programme	Africa	Programme	50.0	Grants, Loans	62.6	LDCs/Africa	Adaptation	International	4.3	TBD	TBD	No	N/A	Yes		
45	Public	Climate resilient agriculture project	Asia-Pacific	Project	35.0	Grants	47.7		Adaptation	International	5.2	0K	17,300K	Yes	Yes	Yes		
46	Public	Energy efficient and water security project	Asia-Pacific	Programme	9.6	Grants	10.2	SIDS	Cross-cutting	Direct	4.3	1,615K	15K	N/A	No	Yes	Yes	
47	Public	Food security project	Africa	Project	8.9	Grants	10.0	Africa	Adaptation	International	5.2	0K	80K	Yes	No	Yes	Yes	
48	Public	Agribusiness project	Asia-Pacific	Project	30.0	Grants	78.0	LDCs	Adaptation	International	5.1	0K	700K	No	Yes	No		
49	Public	vulnerable communities and ecosystems project	Asia-Pacific	Project	27.4	Grants	32.7	LDCs	Adaptation	International	4.3	0K	834K	Yes	No	Yes		
50	Public	low-carbon electric project	Africa	Project	28.2	Grants	46.7	LDCs/Africa	Cross-cutting	Direct	5.1	2,333K	1,200K	Partly yes	Yes	Yes		
51	Public	Livelihoods Project	Africa	Project	173.0	Grants, Loans	292.0	LDCs/Africa	Cross-cutting	International	5.1	TBD	TBD	N/A	No	Yes		





No.	Public/private	Project/programme title	Region	Project/programme	GCF amount (million USD) <sup>a</sup>	Financial instrument	Total size (million USD)	LDCs/SIDS/African States	Theme	Direct/International access	Stage <sup>c</sup>	Impact potential <sup>d</sup>		EWP? <sup>e</sup>	CPB? <sup>e</sup>	CN?	SAP	RFP	
												Mitigation (MtCO <sub>2</sub> eq)	Adaptation (k beneficiaries)						
52	Public	Thermal power project	Africa	Project	8.9	Grants	15.3	LDCs/SIDS/Africa	Cross-cutting	Direct	5.1	TBD	TBD	Partly yes	N/A	Yes			
53	Public	Forest resilience project	EE	Project	10.0	Grants	18.3		Cross-cutting	International	4.3	12,200K	224K	Yes	N/A	Yes	Yes		
54	Public	Promoting sustainable agriculture project	Africa	Programme	93.5	Grants, Loans	226.3	LDCs/Africa	Cross-cutting	International	4.3	57,000K	600K	No	Yes	Yes			
55	Public	Sustainable city project	Africa	Programme	43.7	Grants	47.6	LDCs/Africa	Cross-cutting	Direct	4.3	1,031K	1,662K	Yes	No	No			
56	Public	Climate finance project	Asia-Pacific	Programme	100.0	Loans	1,413.3		Cross-cutting	International	5.3	25,000K	15,000K	No	No	Yes			
57	Public	Enhancing resilience project	LAC	Project	9.5	Grants	10.0		Adaptation	Direct	5.1	38,962K	27K	No	yes	Yes	Yes		
58	Public	Off-grid electrification project	Africa	Project	150.0	Grants, Loans	310.0	LDCs/SIDS/Africa	Cross-cutting	International	4.3	6,500K	4,000K	N/A	No	Yes			
59	Public	REDD+ project	LAC	Project	18.6	Results-Based Payment	18.6		Mitigation	International	5.1	3,624K	0K	No	N/A	Yes		REDD+ RBP	
60	Public	Water Sector project	Asia-Pacific	Project	19.1	Grants	25.2	SIDS	Adaptation	International	5.2	0K	16K	No	No	No			
61	Public	Climate resilience project	Asia-Pacific	Project	47.8	Grants	58.3		Adaptation	International	4.3	0K	1,340K	No	No	No			
62	Public	Emission Reductions Program	Asia-Pacific	Project	71.9 <sup>b</sup>	Grants	180.5 <sup>b</sup>	LDCs	Mitigation	International	4.3	61,300K	667K	No	Yes	Yes			
63	Public	Adaptation project	Asia-Pacific	Project	38.4	Grants	50.0	LDCs	Adaptation	Direct	4.3	0K	200K	Yes	No	No			
64	Public	Clean cooking project	Africa	Project	8.2	Grants	16.2	Africa	Mitigation	International	4.3	2,076K	6,580K	N/A	N/A	No			
65	Public	Renewable Project	Africa	Programme	10.0	Grants, Loans	10.0	LDCs/Africa	Cross-cutting	International	4.3	500K	200K	No	N/A	Yes	Yes		
66	Public	Africa Climate Risk Financing Programme	Africa	Programme	119.3	Grants	802.5	LDCs/Africa	Adaptation	International	4.3	0K	3,728K	No	No	No			
<b>Subtotal (public)</b>					<b>2,656.8</b>		<b>7,739.2</b>												
67	Private	Transportation Programme	Asia-Pacific	Project	59.2	Loan	164.2		Mitigation	International	4.3	44K	0K	No	No	No			
68	Private	Green Bond Programme	Africa, Asia-Pacific, EE, LAC	Programme	75.0M	Equity	2,100.0	LDCs/SIDS/Africa	Mitigation	International	5.2	90,000K	0K	N/A	No	No			
69	Private	Renewable Energy Programme	Asia-Pacific	Project	95.0	Grant, Loan	581.5	LDCs	Mitigation	International	5.2	4,600K	0K	N/A	No	No			
70	Private	Renewable energy programme	Africa	Programme	140.0	Loan, Guarantee	505.0	Africa	Mitigation	International	4.3	5,346K	0K	Yes	No	Yes			
71	Private	Green Climate Finance Programme	LAC	Programme	100.0	Grant, Loan	195.2		Mitigation	Direct	5.1	15,500K	0K	Yes	No	Yes			
72	Private	Gender Finance Programme	Africa	Programme	20.0	Grant, Loan	20.6	Africa	Cross-cutting	International	5.1	TBD	TBD	Partly yes	No	Yes		MSME	
73	Private	REDD+ Programme	Africa, LAC	Programme	72.0	Grant, Loan	112.5	LDCs/Africa	Mitigation	International	5.1	15,000K	0K	N/A	No	Yes		MFS	
74	Private	Renewable Energy Programme	Africa	Programme	39.5	Equity	976.5	LDCs/Africa	Mitigation	International	4.3	198,500K	0K	No	No	Yes		MFS	

No.	Public/private	Project/programme title	Region	Project/programme	GCF amount (million USD) <sup>a</sup>	Financial instrument	Total size (million USD)	LDCs/SIDS/African States	Theme	Direct/International access	Stage <sup>c</sup>	Impact potential <sup>d</sup>		EWP? <sup>e</sup>	CPB? <sup>e</sup>	CN?	SAP	RFP
												Mitigation (MtCO <sub>2</sub> eq)	Adaptation (k beneficiaries)					
75	Private	Renewable Energy Programme	Africa	Programme	90.0	Grant, Loan, Equity	2,490.0	LDCs/Africa	Mitigation		4.3	TBD	TBD	N/A	No	Yes		MFS
76	Private	Landscape and Livelihoods Project	Asia-Pacific	Project	66.2	Grant, Loan	126.2		Cross-cutting	International	4.3	TBD	TBD	Yes	No	Yes		MFS
77	Private	Renewable Energy Programme	LAC	Programme	148.8	Grant, Loan	485.0		Mitigation	International	5.1	TBD	TBD	N/A	N/A	Yes		MFS
78	Private	Renewable Energy	LAC	Project	60.0	Equity	1,091.0		Cross-cutting	International	5.2	35,000K	17,600K	N/A	No	Yes		MFS
79	Private	Transportation Programme	LAC	Programme	16.8	Grant, Equity	40.8		Mitigation	Direct	4.3	TBD	TBD	No	yes	Yes		MFS
80	Private	Water Project	Africa	Project	28.0	Loan	225.0	Africa	Adaptation	Direct	5.2	0K	4,185K	No	No	No		
81	Private	Green Finance Programme	Asia-Pacific	Programme	40.0	Grant, Loan, Equity	50.0		Mitigation	Direct	4.3	3,158K	0K	Yes	Yes	No		
82	Private	Renewable Energy Programme	Africa	Programme	52.5	Grant, Equity	103.5	LDCs/Africa	Cross-cutting	International	4.3	TBD	TBD	No	No	Yes		
83	Private	Private sector climate investment facility	LAC	Programme	30.0	Grant	530.0		Cross-cutting	International	5.1	25,600K	0K	N/A	No	No		
<b>Subtotal (private)</b>					<b>1,133.0</b>		<b>9,797.0</b>											
<b>Overall total (public + private)</b>					<b>3,789.7</b>		<b>17,536.2</b>											

*Abbreviations:* CN = Concept note, CPB = Country programme brief; EDA = Enhancing direct access, EE = Eastern Europe, EWP = Entity work programme, LAC = Latin America and the Caribbean, LDCs = Least developed countries, MFS = Mobilizing funds at scale, MSME = Micro-, small and medium-sized enterprises, SAP = Simplified Approval Process, REDD+ RBP = Reducing emissions from deforestation and forest degradation (Result-Based Payment), RFP = Request for proposal, SIDS = Small island developing States.

<sup>a</sup> The individual funding amounts are rounded to the nearest tenth.

<sup>b</sup> The requested GCF amount in euros is converted into United States dollars at the United Nations Operational Rates of Exchange effective as at 30 April 2019 (1 EUR = 1.127396 USD).

<sup>c</sup> Stage: (4.3) funding proposal receipt and completeness check; (5.1) second-level due diligence by the Secretariat; (5.2) submission to the independent Technical Advisory Panel; and (5.3) submission to the Board. Stage numbers are according to the updated project and programme cycle (decision B.17/09, annex IV).


<sup>d</sup> Since the funding proposal is at an early stage of development, the accredited entity is still in the process of quantifying the mitigation and adaptation impacts

<sup>e</sup> Information under columns "EWP" and "CPB" should not be interpreted as confirmation of whether a funding proposal is supported by NDAs/focal points or accredited entities at the date of publication of this report. Under column "CPB", "N/A" indicates that the country has not shared a CPB with the Secretariat (hence no information is available) and "No" typically indicates that the funding proposal is not included in the latest version of the CPB shared with the GCF Secretariat; we note, however, that funding proposals in early development stages may still be presented with different titles in EWPs and CPBs, hence not allowing the Secretariat to identify them as the same project until further consultations take place with AEs and NDAs or focal points. The Secretariat of the GCF requests accredited entities to provide an update of their EWPs twice a year. Country programming updates observe a schedule that takes into account country planning schedules and country-Secretariat engagement on pipeline development, inter alia.

## Annex II: List of Project Preparation Facility applications

### Project Preparation Facility applications in the GCF pipeline at different stages of the review process


No.	Public/private	Project name	Region	PPF amount	Financial instrument	LDCs/SIDS /African States	Theme	Direct/inter-national access	Latest stage
1	Public	Rural Green Economy and Climate Resilient Programme	Africa	1,498,841	Grant	Yes	Cross-Cutting	Direct	8
2	Public	Enhancing Early Warning Systems to build greater resilience	Asia-Pacific	535,833	Grant	Yes	Adaptation	International	6
3	Public	Development of an Integrated, Sustainable and Resilient Agricultural Project	Africa	717,407	Grant	Yes	Cross-Cutting	Direct	7
4	PPP	Public and Private Sector Energy Efficiency Programme	Africa	318,060	Grant	Yes	Mitigation	Direct	6
5	Public	Renewable Bio-mass Fuel project	Latin America and the Caribbean	694,000	Grant	Yes	Cross-Cutting	Direct	6
6	Public	Sustainable Transport project	Latin America and the Caribbean	1,415,750	Grant	No	Mitigation	Direct	6
7	Public	Metropolitan Climate Resilience Project	Africa	934,185	Grant	Yes	Adaptation	International	6
8	Public	Pilot project of hydro agricultural permiters development	Africa	439,134	Grant	Yes	Cross-Cutting	Direct	6
9	Public	Transformative public and private partnerships for climate change adaptation and mitigation	Latin America and the Caribbean	277,172	Grant	No	Cross-Cutting	International	5
10	Public	Devolved climate change governance to strengthen resilience of communities	Africa	371,200	Grant	Yes	Adaptation	Direct	5
11	Public	Integrated Landscape Management	Asia-Pacific	278,946	Grant		Cross-Cutting	International	6
12	Public	Waste Management Programme	Africa	1,359,719	Grant	Yes	Mitigation	Direct	5
13	Public	Strengthening Urban Resilience	Latin America and the Caribbean	548,205	Grant	No	Cross-Cutting	International	5
14	Private	Promoting private sector investment for textile sector	Asia-Pacific	301,562	Grant	Yes	Mitigation	Direct	5
15	Public	Bus Rapid Transit Development	Asia-Pacific	788,000	Grant	No	Mitigation	Direct	5
16	Private	Green Finance Project	Asia-Pacific	348,964	Equity	No	Mitigation	Direct	5
17	Public	Climate change risk reduction through ecosystem-based adaptation	Africa	365316	Grant	Yes	Cross-Cutting	International	5
18	Public	Green Transport Program	Asia-Pacific	526,311	Grant	Yes	Mitigation	International	5
19	Private	Mini-grid/off-grid Solution	Asia-Pacific	914,425	Repayable grant	No	Cross-Cutting	Direct	5
20	Public	Low-Emission and Climate Resilient Agriculture	Latin America and the Caribbean	642,600	Grant	No	Cross-Cutting	Direct	5
21	Public	Strengthening and enhancing the application of Environmentally Sound Technologies	Asia-Pacific	1,500,000	Grant	No	Cross-Cutting	International	99
22	Public	Preservation and restitution of	Latin America	704,000	Grant	No	Cross-Cutting	International	99



		ecosystem services with an emphasis on water security for climate change adaptation and mitigation	and the Caribbean						
23	Public	Building climate change resilience of small scale and subsistence farmers to support sustainable rural development	Africa	410,000	Grant	Yes	Adaptation	International	99
24	Public	Securing Permanent Forests to Combat Climate Change and Enhance Sustainable National and Local Economies	Africa	547,668	Grant	Yes	Cross-Cutting	International	99
25	Public	Restoring forests and agrosystems for climate change adaptation	Africa	299,187	Grant	Yes	Cross-Cutting	International	99
26	Public	Strengthening Resilience of Coastal Ecosystems and Communities	Africa	282,500	Grant	Yes	Adaptation	International	99
27	Public	Increasing the resilience of livelihood options of vulnerable communities	Africa	861,000	Grant	Yes	Adaptation	International	99
28	Public	Coastal protection project	Africa	928,260	Grant	Yes	Adaptation	International	99
29	Public	Enhancing adaptive capacity of local communities and restoring carbon sink potential	Africa	295,826	Grant	Yes	Cross-Cutting	International	99
30	Public	Climate Resilient Organic Livelihood Project	Asia-Pacific	305,778	Grant	Yes	Adaptation	Direct	99
31	Public	Catalysing the transformation to a solar based economy	Latin America and the Caribbean	166,669	Grant	No	Cross-Cutting	Direct	99
32	Public	Strengthening resilience of rural livelihoods to climate risks	Asia-Pacific	975,000	Grant	Yes	Cross-Cutting	International	99
33	Public	Global Climate Services for Energy	Africa, Eastern Europe	1,028,100	Grant	Partial	Cross-Cutting	International	99
34	Public	Linking Climate Knowledge to Action for Resilience	Africa	842,497	Grant	Yes	Adaptation	International	99
35	Public	Green City Pilot	Africa	1,030,750	Grant	Yes	Cross-Cutting	Direct	4
36	Public	Integrated Atmospheric Composition Services	Africa	706,200	Grant	Yes	Cross-Cutting	International	99
37	Public	Solar Technology District	Latin America and the Caribbean	1,500,000	Grant	No	Mitigation	Direct	99
38	Private	Green Investment Platform	Latin America and the Caribbean	854,600	Grant	No	Cross-Cutting	Direct	4
39	Public	Accelerating Adoption of Electric Mobility	Latin America and the Caribbean	896,500	Grant	No	Mitigation	International	99
40	Public	REDD+ to Reef Landscape Project	Latin America and the Caribbean	486,823	Grant	Yes	Cross-Cutting	International	99
41	Public	Electric Mobility project	Africa	440,800	Grant	Yes	Mitigation	International	99
42	Public	Promotion of energy efficient appliances, lighting and equipment	Asia-Pacific	1,500,000	Grant	Yes	Mitigation	International	99



43	Public	Low-emission and Climate Resilient Dairy Development Project	Africa	210,000	Grant	Yes	Cross-Cutting	International	4
44	Public	Increased Climate Resilience of rural households and communities	Latin America and the Caribbean	211,704	Grant	Yes	Adaptation	International	99
45	Public	Solar PV Programmatic Solutions	Africa	1,495,000	Grant	Yes	Mitigation	Direct	99
46	Public	Building Resilience in the Water Sector	Africa	450,000	Grant	Yes	Adaptation	International	99
47	Public	Building resilience of vulnerable farmers and ecosystems	Latin America and the Caribbean	264,800	Grant	No	Adaptation	International	99
48	Public	Coastal and Marine Ecosystem Resilience Programme	Asia-Pacific	1,489,381	Grant	Yes	Adaptation	International	99
49	Public	Programme for Climate-Smart Agroforestry-based Entrepreneurship	Africa	207,720	Grant	Yes	Cross-Cutting	Direct	99
50	Public	Mainstreaming Climate Smart Planning into Agricultural Development	Africa	664,747	Grant	Yes	Cross-Cutting	Direct	4
51	Public	Enhancing the sustainability of the national energy matrix and the competitiveness of forest production through multifunctional forestry plantations	Latin America and the Caribbean	881,000	Grant	No	Cross-Cutting	Direct	99
52	Private	Promoting large scale adoption of energy saving technologies and equipment for the industrial and household sectors	Asia-Pacific	721,120	Grant	Yes	Cross-Cutting	Direct	99
53	Public	Eco-friendly Tourism	Asia-Pacific	1,144,000	Grant	No	Cross-Cutting	Direct	99
54	Public	Climate resilience wastewater systems	Latin America and the Caribbean	1,023,703	Grant	Yes	Cross-Cutting	Direct	3
55	Private	Cable Car Project	Africa	1,078,375	Grant	Yes	Mitigation	International	3
56	Public	Climate Resilient Coastal Forestry	Asia-Pacific	249,702	Grant	Yes	Cross-Cutting	Direct	3
57	Private	Promoting private sector investment through large scale adoption of energy saving technologies and equipment for garment sector	Asia-Pacific	363,533	Grant	Yes	Mitigation	Direct	4
58	Public	Agriculture and Livelihood Adaptation to Drought	Asia-Pacific	1,250,000	Grant	Yes	Adaptation	Direct	99
59	Private	The Green Fund	Africa	1,500,000	Grant	Yes	Cross-Cutting	Direct	99
60	Public	Stimulating investment through enhanced environmental services and climate resilience	Africa	1,435,144	Grant	Yes	Cross-Cutting	Direct	2
61	PPP	Catalysing Climate Change Related Investments	Asia-Pacific	368,160	Grant	Yes	Adaptation	Direct	2
62	Public	Building indigenous community resilience with low emission sea transportation	Asia-Pacific	408,250	Grant	Yes	Cross-Cutting	Direct	2
63	Public	Climate Resilient Fishery Initiative	Africa	277,469	Grant	Yes	Adaptation	International	3
64	PPP	Fast Train Passenger Project	Latin America	240,000	Grant	No	Mitigation	Direct	2



---

			and the Caribbean						
<b>Total</b>				<b>45,771,596</b>					

*Note:* The list includes Project Preparation Facility (PPF) applications submitted with formal no-objection letters from national designated authorities. Stage 1: PPF application with concept note receipt and completeness check; Stage 2: concept note under Secretariat review and accredited entities revision; Stage 3: concept deemed ready for PPF support and PPF application under Secretariat review and accredited entities revision; Stage 4: PPF application endorsed; Stage 5: PPF application approved; Stage 6: PPF application under implementation; Stage 7: PPF activities completed; Stage 8: funding proposal submitted; Stage 99: inactive, including withdrawn and no response from the accredited entity for over six months.

*Abbreviations:* LDCs = least developed countries, SIDS = small island developing States.

---