



**GREEN  
CLIMATE  
FUND**

**Meeting of the Board**  
26 - 28 February 2019  
Songdo, Incheon, Republic of Korea  
Provisional agenda item 33

**GCF/B.22/Inf.06**  
1 February 2019

---

# Status of the GCF pipeline, including the status of Project Preparation Facility requests

---

## **Summary**

This document provides an update of the GCF pipeline of projects and programmes, including the status of Project Preparation Facility applications, for the reporting period of 1 September to 31 December 2018.

---

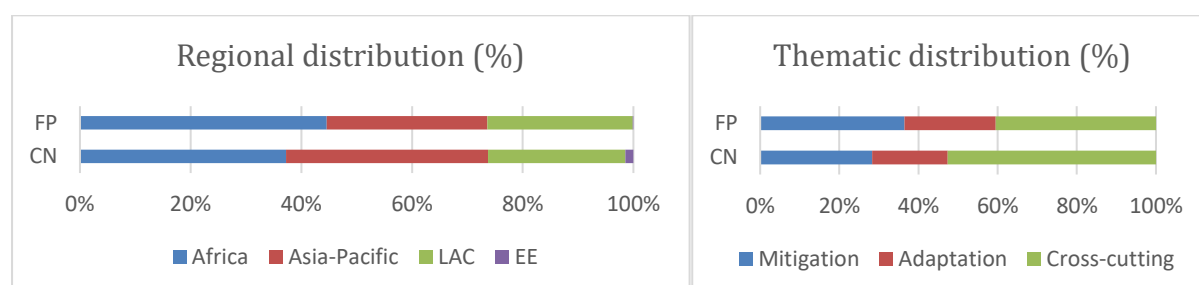
## Table of Contents

Executive summary: snapshot of GCF pipeline	1
I. Overall status of the GCF pipeline	2
1.1 Funding proposal pipeline	2
1.2 Concept note pipeline	5
1.3 Pipeline for tranches	6
II. Status of the pipeline of projects from direct access entities and the Project Preparation Facility	7
III. Status of simplified approval process pilot scheme	8
IV. Status of active requests for proposals	9
4.1 Enhanced direct access	9
4.2 Pilot programme to support micro-, small and medium-sized enterprises	9
4.3 Mobilizing funds at scale	10
4.4 REDD-plus result based payment	10
V. Status of pipeline knowledge management	12
Annex I: List of funding proposals	13
Annex II: List of Project Preparation Facility applications	17

## Executive summary: snapshot of the GCF pipeline

This executive summary provides a snapshot of the GCF pipeline as at 31 December 2018, comprising funding proposals and concept notes submitted to the Secretariat. The key tables and figures show the sectoral, regional and thematic breakdown of funding proposals and concept notes as well as the current status of active requests for proposal and the simplified approval process pilot scheme.

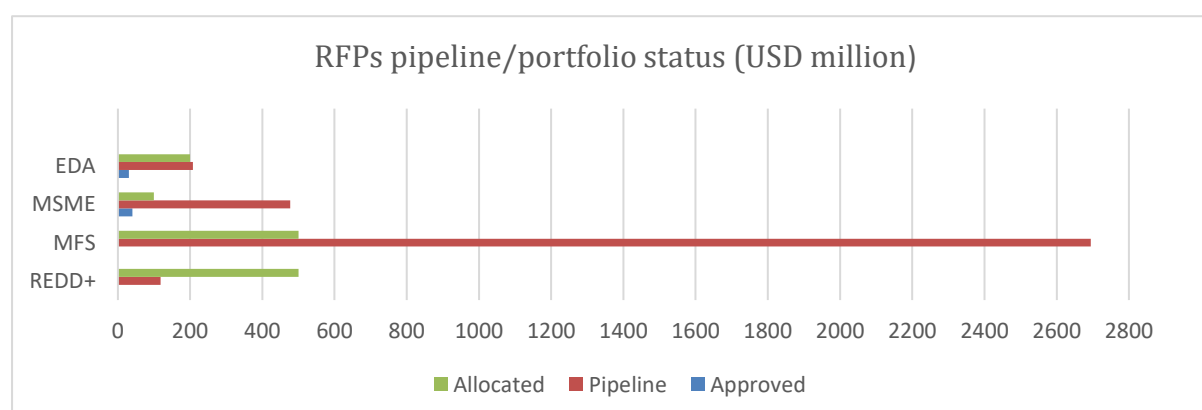
Sectoral distribution	Funding proposals		Concept notes	
	GCF funding requested (million USD)	Number of proposals	GCF funding requested (million USD)	Number of concept notes
<b>Public</b>	2,552.4	63	6,122.7	155
<b>Private</b>	1,505.4	19	3,219.8	60
<b>PPP</b>	-	-	1,396.2	16
<b>Total</b>	4,057.8	82	10,738.7	231
<b>(% from DAE)</b>	28.3%	30.5%	21.5%	27.7%



Within the pipeline, funding proposals and concept notes submitted under active request for proposals and the simplified approval process pilot scheme are as follows:

		Allocation		Pipeline		Approved	
		Amount (million USD)	No.	Funding requested (million USD)	No. (FP+CN)	Funding approved (million USD)	No.
<b>Active RFPs</b>	EDA	200	min.10	207.4	11 (3+8)	30	2
	MSME I	100	N/A	477.1	23 (1+22)	40	2
	MFS	500	N/A	2,694.7	30 (6+24)	-	-
	REDD-plus	500	min.3	118.6	3 (2+1)	-	-

		Trigger for review		Pipeline		Approved	
		Amount (million USD)	No.	Funding requested (million USD)	No. (FP+CN)	Funding approved (million USD)	No.
<b>Pilot scheme</b>	SAP	80	N/A	386.6	42 (6+36)	30.2	4



## I. Overall status of the GCF pipeline

### 1.1 Funding proposal pipeline

1. At its eleventh meeting, the Board requested the Secretariat to provide an update of the pipeline portfolio and to submit it for information to the Board as part of the documentation submitted for every Board meeting.<sup>1</sup> This status report responds to the Board’s request and provides an update for the reporting period of 1 September to 31 December 2018.

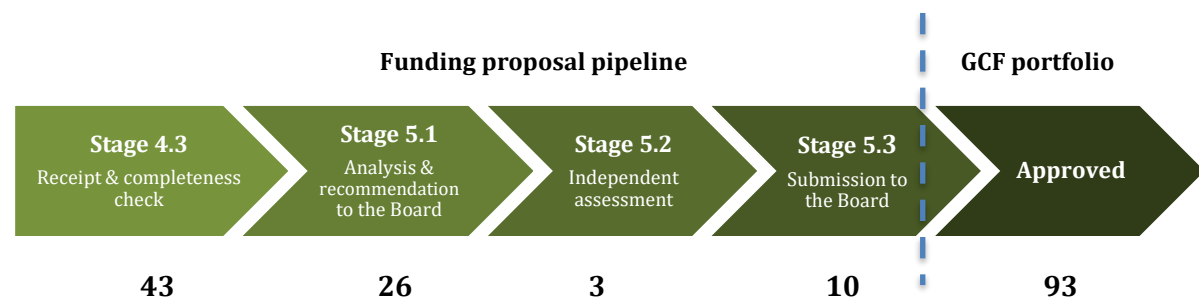
2. As at 31 December 2018,<sup>2</sup> the GCF pipeline is comprised of 82 public and private sector funding proposals, which request a total GCF funding of USD 4.1 billion to support projects and programmes totalling USD 19.4 billion, when taking co-financing into account.<sup>3</sup>

3. Table 1 presents the overview of the pipeline, broken down into different sectors, and figure 1 presents the status of the funding proposals in the pipeline with respect to their level of progress in the GCF due diligence process. The geographical distribution of the pipeline is presented in figures 2 and 3.<sup>4</sup> In addition, a further breakdown of the geographical distribution of the pipeline by the least developed countries (LDCs), small island developing States (SIDS) and Africa, respectively, can be found in figures 3.1, 3.2 and 3.3.

**Table 1: GCF pipeline overview for funding proposals**

		<b>Public</b>	<b>Private</b>
<b>Number</b>	Number of funding proposals	63	19
	- New proposals during the reporting period (1 Sept to 31 Dec 2018)	6	1
<b>Amount</b>	GCF funding (million USD)	2,552.4	1,505.4
	Co-financing (million USD)	4,873.1	10,499.2
	<b>Total investment (GCF + co-financing, million USD)</b>	<b>7,425.5</b>	<b>12,004.6</b>

**Figure 1: Status of funding proposal progress**



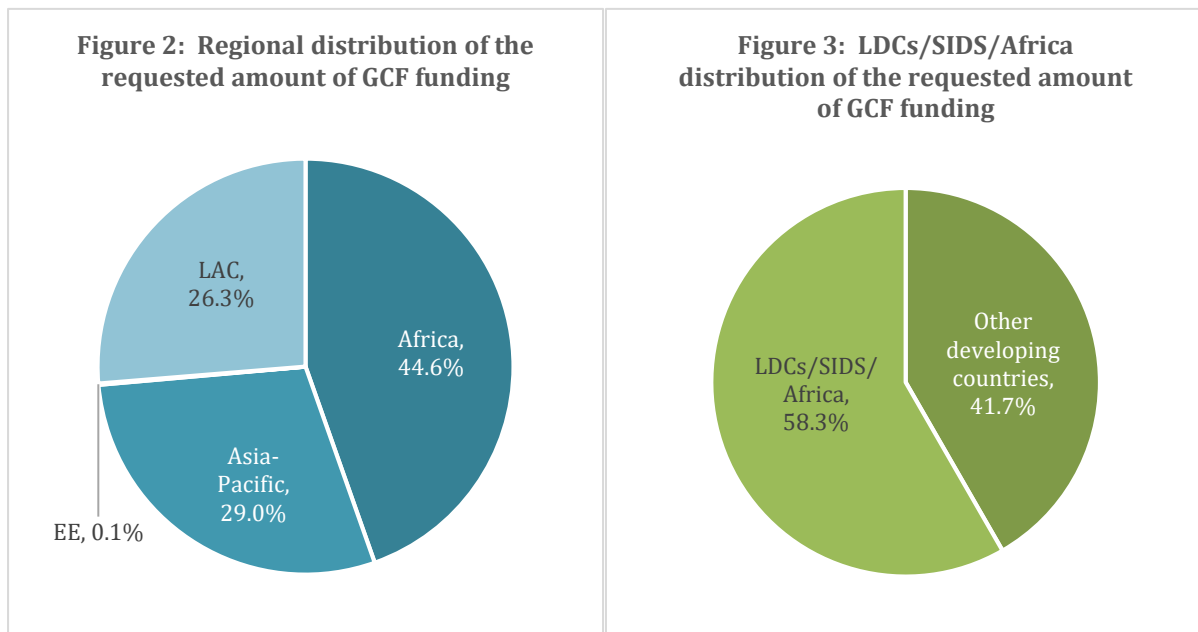
\* Stage numbers are according to the updated project and programme cycle (annex IV to decision B.17/09)

<sup>1</sup> Decision B.11/11, paragraph (g).

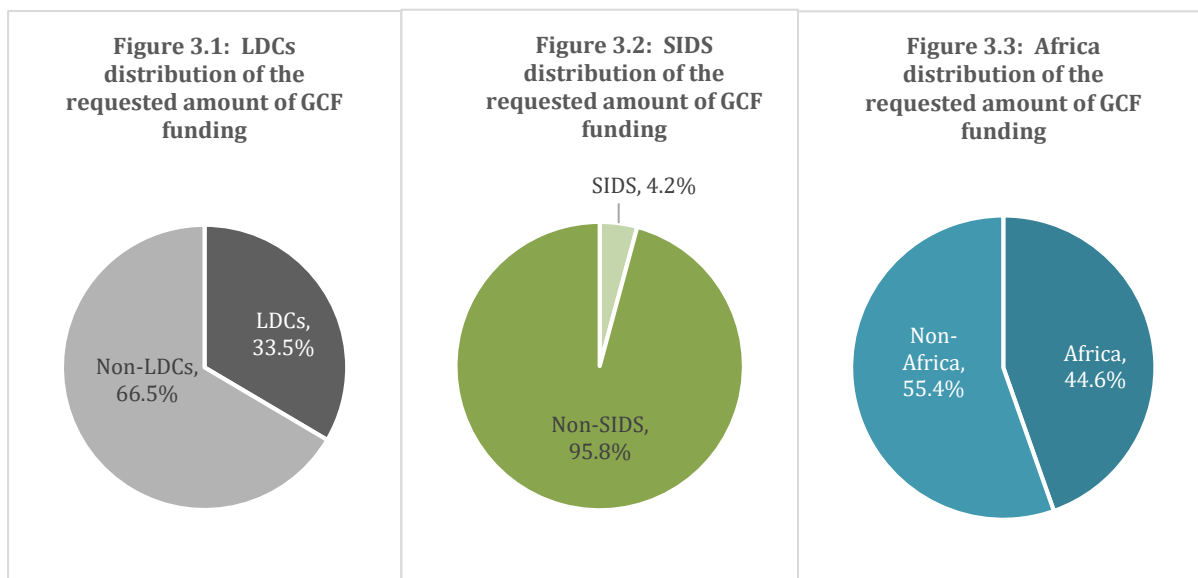
<sup>2</sup> The requested GCF amount in euros is converted into United States dollars at the United Nations Operational Rates of Exchange effective as at 15 January 2019 (1 EUR = 1.14810563USD).

<sup>3</sup> The full list of funding proposals is provided in document GCF/B.22/Inf.06/Add.01 titled “Status of the GCF pipeline – Addendum: List of funding proposals and project preparation facility requests”. Owing to the deliberative nature of the document, the addendum is made available to the Board on a limited distribution basis.

<sup>4</sup> In case of the multi-country projects, the breakdown is based on the simple attribution according to the number of countries marked in each proposal, unless the % of each country allocation is provided by accredited entities.



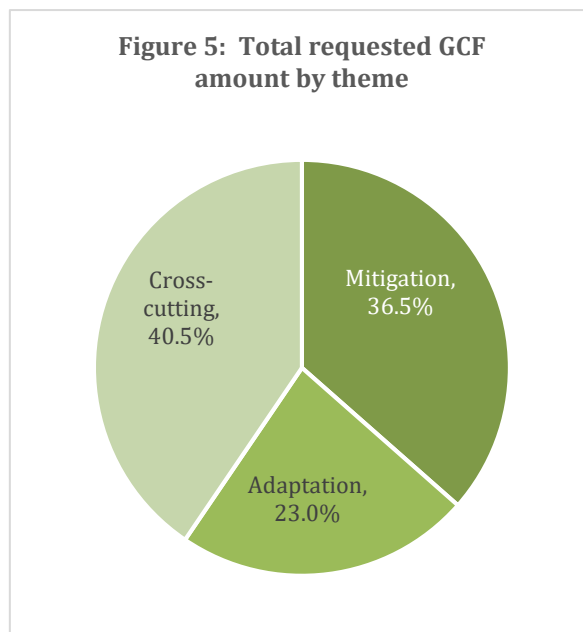
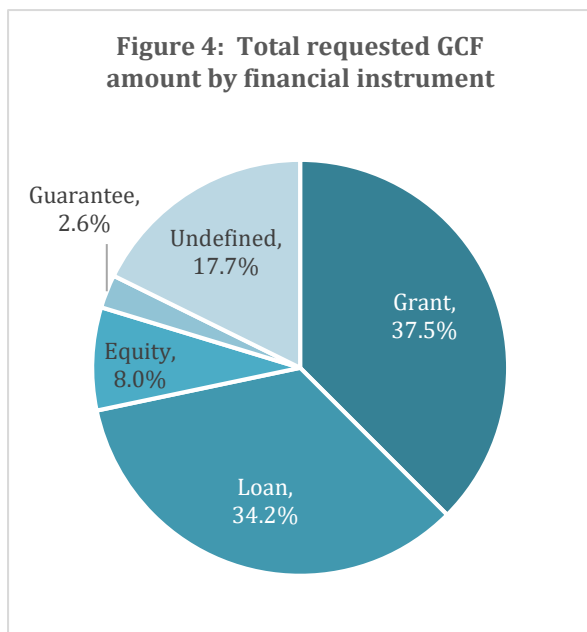
*Abbreviations:* EE = Eastern Europe, LAC = Latin America and the Caribbean, LDCs = least developed countries, SIDS = small island developing States.



*Abbreviations:* LDCs = least developed countries, SIDS = small island developing States.

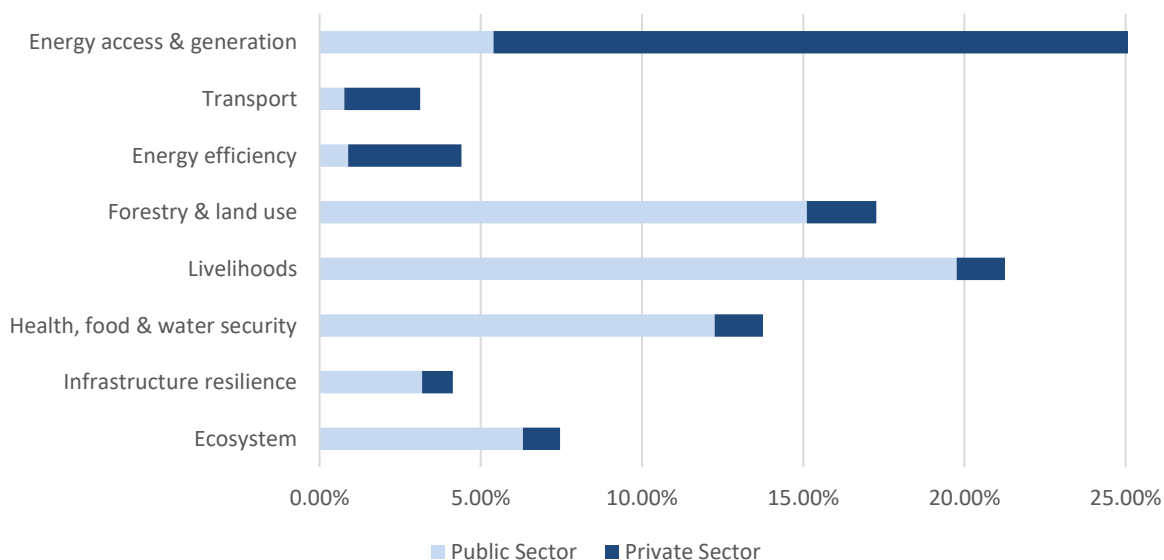
4. The distribution of the pipeline by financial instrument and theme is provided in figures 4 and 5.<sup>5</sup>

<sup>5</sup> A mitigation and adaptation breakdown of cross-cutting funding proposals is not available in the pipeline stage owing to insufficient information available in the current funding proposal template. The Secretariat will address this issue once the funding proposal template has been revised, after the twenty-second meeting of the Board.



5. The distribution of the requested funding of the pipeline across the eight results areas of GCF is presented in figure 6.

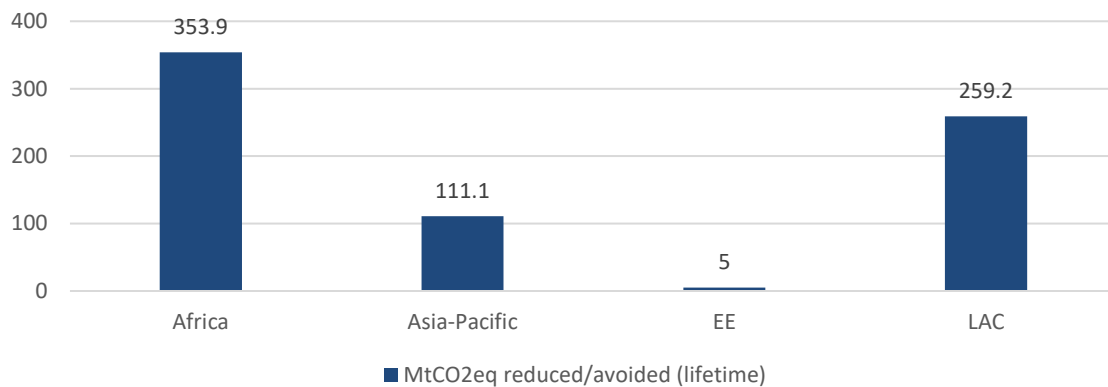
**Figure 6: Requested GCF funding by results areas (percentage)<sup>a</sup>**



<sup>a</sup> The breakdown of GCF funding into the eight results areas is based on the simple attribution according to the number of results areas marked in each proposal, unless otherwise noted in the proposals.

6. The climate impact potential of the pipeline in terms of the contribution to GCF core indicators is presented in figures 7 and 8.

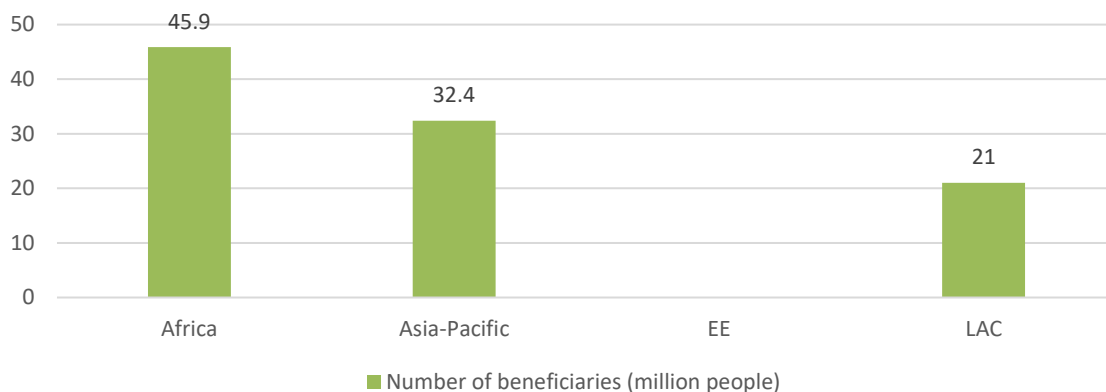
**Figure 7: Estimated climate impact potential by region (total: 729.2 MtCO<sub>2</sub>eq) <sup>a</sup>**



*Abbreviations:* MtCO<sub>2</sub>eq = metric tonnes of carbon dioxide equivalent.

<sup>a</sup> At the pipeline stage, the estimated data on the impact potential may be preliminary and is expected to increase.

**Figure 8: Estimated adaptation impact potential by region (Total: 99.3 million people) <sup>a</sup>**



*Abbreviations:* EE = Eastern Europe, LAC = Latin America and the Caribbean.

<sup>a</sup> At the pipeline stage, the estimated data on the impact potential may be preliminary and is expected to increase.

7. The list of the funding proposals in the pipeline at different stages of the review process, are presented in annex I. Many of the submitted funding proposals were drawn from the country programme briefs and entity work programmes, the status of which is also presented in annex I.

8. The average time taken for funding proposals in 2018, from the date of first funding proposal submission to the date of first feedback from the Secretariat, is 68 days for all accredited entities (AEs), and 67 days for direct access entities (DAEs). The average time taken from the first submission of the funding proposal for Board approval is 278 days for all AEs, and 221 days for DAEs. This has led to subsequent disbursements of USD 427.3 million (excluding AE fees) for all AEs, including USD 59.0 million for DAEs, as at 31 December 2018.

## 1.2 Concept note pipeline

9. The GCF pipeline for concept notes as at the reporting date is shown in table 2.

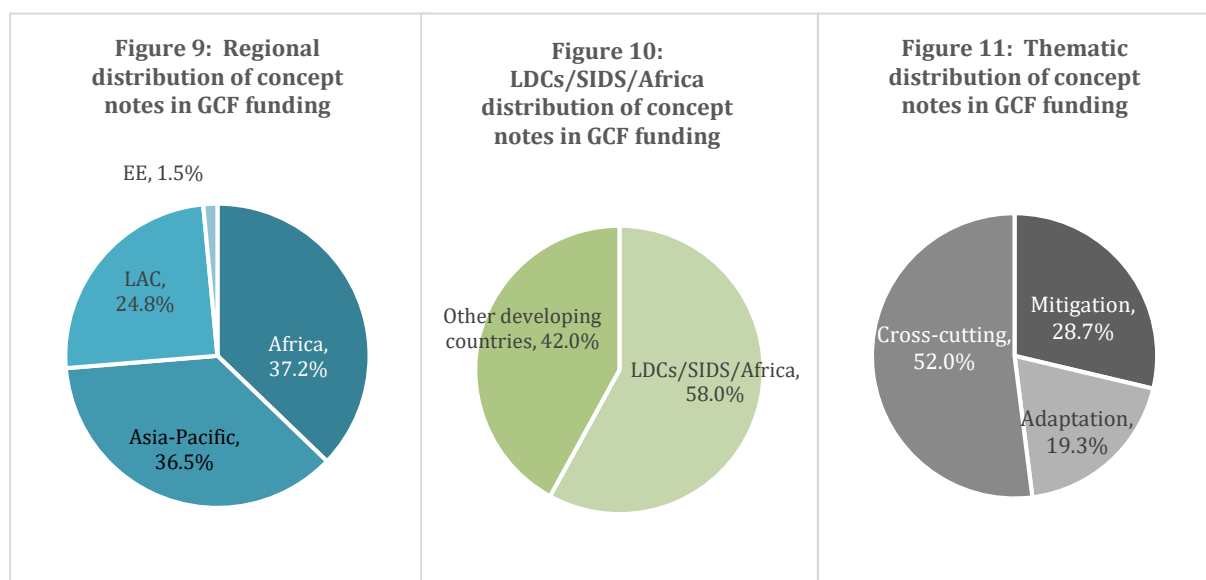
10. Of the 231 concept notes registered in the GCF pipeline, 41 have subsequently requested project preparation support from the Project Preparation Facility (PPF) and are included in the total 61 PPF applications detailed in section II below.

**Table 2: GCF pipeline overview for concept notes <sup>a</sup>**

		<b>Public</b>	<b>Private</b>	<b>Public &amp; private partnership</b>
<b>Number</b>	Number of concept notes	155	60	16
	- New proposals during the reporting period (1 Sep to 31 Dec 2018)	30	4	1
<b>Amount</b>	GCF funding (million USD)	6,122.7	3,219.8	1,396.2
	Co-financing (million USD)	11,340.6	10,122.4	2,790.7
	<b>Total investment (GCF + co-financing, million USD)</b>	<b>17,463.3</b>	<b>13,342.2</b>	<b>4,186.9</b>

<sup>a</sup> The full list of funding proposals is provided in document GCF/B.22/Inf.06/Add.02 titled “Status of the GCF pipeline – Addendum: List of concept notes”. Owing to the deliberative nature of the document, the addendum is made available to the Board on a limited distribution basis.

11. Figures 9, 10<sup>6</sup> and 11 present the geographical distribution, including the distribution of funding to LDCs/SIDS/Africa, and the thematic distribution of the requested GCF funding for the concept notes.



*Abbreviations:* EE = Eastern Europe, LAC = Latin American and the Caribbean, LDCs = least developed countries, SIDS = small island developing States.

12. The average time taken in 2018 from the date of the concept note submission from the AEs to the date when feedback is delivered from the Secretariat is 55 days, for all AEs and DAEs.

### 1.3 Pipeline for tranches

13. At the twenty-first board meeting, two funding proposals – FP083 and FP086 – were approved by a board decision that allows the AEs to seek approval from the Board for additional commitments of further funding, subject to the conditions set out in decision B.21/15. The further funding requests, up to USD 85 million and EUR 141 million for FP083 and FP086, respectively, may come from the AEs at upcoming board meetings.

<sup>6</sup> The further breakdowns for LDCs, SIDS and Africa, respectively, are as follows:  
For LDCs: 31.2 per cent LDCs, and 68.8 per cent non-LDCs;  
For SIDS: 11.6 per cent SIDS, and 88.4 per cent non-SIDS;  
For Africa: 37.2 per cent Africa, and 62.8 per cent non-Africa.



## II. Status of the pipeline of projects from direct access entities and the Project Preparation Facility

14. The GCF pipeline for DAEs as at the reporting date is shown in table 3.

**Table 3: GCF pipeline for direct access entities**

	Number of funding proposals	Percentage (in relation to total pipeline)	Requested GCF funding (million USD)	Percentage (in relation to total investment)
<b>Funding proposals</b>	25	30.5	1,148.1	28.3
<b>Concept notes</b>	64	27.7	2,306.3	21.5

15. The Secretariat continues to work closely with DAEs and national designated authorities (NDAs)/focal points in developing their pipelines of proposals to be submitted to GCF.

16. As at the reporting date, the Secretariat was working on a pipeline of 35 active PPF applications with letters of no objection from the NDAs/focal points, of which 26 (74 per cent) are from DAEs. Further information on this pipeline is as follows:

- (a) Of these 35 applications, 23 have been approved or endorsed pending final conditions for approval:
  - (i) Among these 23 applications, 16 have been approved, of which 11 (69 per cent) are from DAEs. As at the reporting date, the total approved amount for PPF applications was USD 10.8 million, of which USD 4.8 million had been disbursed. The first approved PPF application was successfully completed and provided the basis for a funding proposal submitted by the Ministry of National Resources of Rwanda, which was approved at the nineteenth meeting of the Board (B.19) on 1 March 2018; and
  - (ii) Among the seven endorsed PPF applications pending final conditions for approval, four are from DAEs;
- (b) Of the 12 PPF applications not yet approved or endorsed, 8 are pending their associated underlying project concept note being strengthened and cleared as per GCF investment criteria to enable PPF support; and
- (c) In addition to the 35 active applications, there are another 26 PPF applications received that are not currently active due to having been withdrawn by the AEs or NDAs, with no resubmission or communication from the AEs for over six months. Of these 26 inactive applications, 21 are from international AEs and 5 are from DAEs. The list of all 61 PPF applications, including those approved, is presented in annex II.

17. Processing of PPF requests and the time involved is a function of the review of the underlying project concept note for which project preparation support is being sought as well as the PPF application itself. One of the barriers to increased numbers of PPF applications approved is the varied pace and quality of project concept notes, especially from DAEs. To help DAEs overcome this barrier, the Secretariat is providing them with limited upstream technical assistance upon request to strengthen their concept notes and associated PPF applications. The Secretariat has provided technical assistance to nine DAEs to strengthen their concept notes and associated PPF applications to date, and plans are in place for an increasing number to be assisted in 2019. Based on positive feedback and increasing demand, the Secretariat is in the process of strengthening the capacity of this technical assistance function, with three consultants under recruitment to cover more GCF results areas, with a particular focus on the private sector.

18. The Secretariat will further strengthen the proactive and comprehensive focus of the Project Preparation Facility, including (i) sector-specific project preparation training for AEs and country actors on key elements of strong project design, including climate rationale, private

sector engagement, and minimum conditions of concessionality; (ii) continue strengthening and streamlining the provision of technical assistance to DAEs in preparing high-impact concept notes and PPF applications (iii) creation of a knowledge platform for project preparation; and (iv) modalities to further simplify access to PPF resources, including rapid grants for modest scale requests and procurement assistance for project preparation expertise.

### III. Status of the simplified approval process pilot scheme

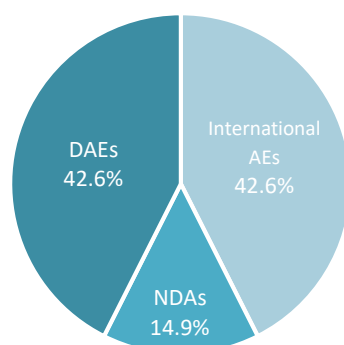
19. Since the launch of the simplified approval process (SAP) pilot scheme in November 2017, four projects submitted by the Environmental Investment Fund Namibia, the World Food Programme, XacBank and the United Nations Environment Programme, amounting to USD 30 million of GCF funding, were approved by the Board at B.19 and the twenty-first meeting of the Board (B.21).

20. As at the reporting date, the SAP pipeline consists of 42 public and private sector concept notes and funding proposals. The pipeline requests GCF funding of USD 386 million, with a total value of USD 715 million when taking co-financing into account. Since the last reporting date, 18 new proposals have been submitted to the Secretariat under the SAP modality. Some of these proposals have been reviewed and feedback has been provided to the AEs while others are currently under review and feedback will be provided in an expedited manner.

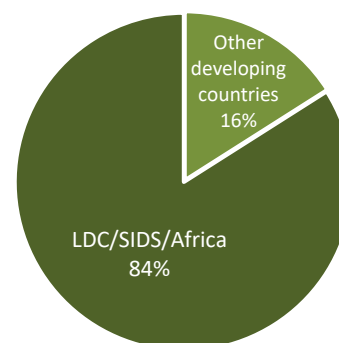
21. Of the 42 public and private sector concept notes and funding proposals in the SAP pipeline, 37 are public sector proposals, consisting of 31 concept notes and six funding proposals, and five concept notes are from the private sector. Two funding proposals (both public sector) were reviewed by the Secretariat and the independent Technical Advisory Panel and are expected to be presented to the Board at the twenty-second meeting of the Board (B.22).

22. In the SAP pipeline, 57.5 per cent of the requested GCF funding is from DAEs and NDAs (figure 12), and 84 per cent of the requested GCF funding is from LDCs, SIDS and African States (figure 13).

**Figure 12: Requested GCF funding by access modality (%)**



**Figure 13: Requested GCF funding by region (%)**

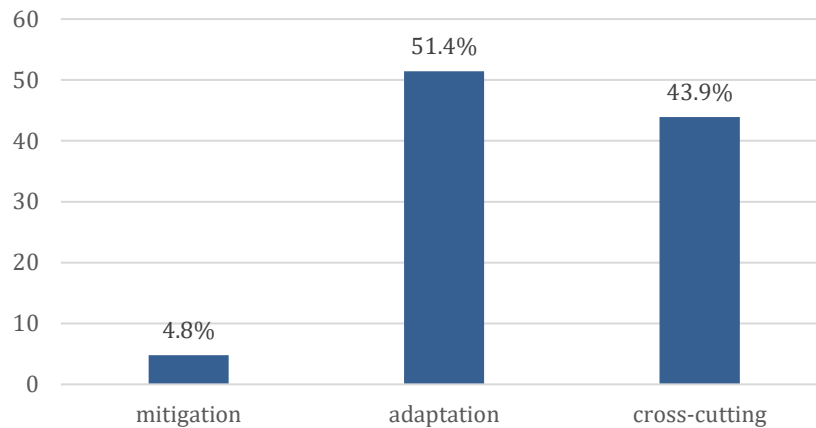


*Abbreviations:* DAEs = direct access entities, AEs = accredited entities, NDAs = national designated authorities, LDCs = least developed countries, SIDS = small island developing States.

23. Around 96 percent of the requested GCF funding targets adaptation and cross-cutting results (figure 14), focusing on building the resilience of communities through food and water security measures. Many projects aim to undertake ecosystem-based adaptation for communities while several projects propose to strengthen climate information services and

early warning systems. A number of projects target mitigation results through small-scale renewable energy solutions.

**Figure 14: Requested GCF funding by theme (%)**



24. Since B.21 the SAP pipeline has grown by 43 percent, with rapidly increasing submissions from AEs and NDAs as a result of various communications, outreach, capacity-building and technical support provided by the Secretariat through online platforms and face-to-face interactions. This trend of a growing SAP pipeline is expected to continue in 2019, and the trigger point for the review of the SAP pilot scheme (i.e. USD 80 million of GCF funding committed) is expected to be reached before the twenty-fourth meeting of the Board.

## **IV. Status of active requests for proposal**

### **4.1 Enhanced direct access**

25. As per decision B.10/04, the Board approved the allocation of up to USD 200 million for at least 10 pilot proposals, including at least 4 pilots to be implemented in SIDS, LDCs and African States. Since the launch of the enhanced direct access (EDA) request for proposal (RFP) at the end of June 2016, GCF has approved two funding proposals under this pilot amounting to USD 30 million of GCF funding. The approved projects include USD 10 million for the “Empower to adapt: creating climate change resilient livelihoods through community-based natural resource management in Namibia” project (FP024) submitted by the Environmental Investment Fund Namibia, to which GCF has disbursed USD 7.6 million so far; and another USD 20 million for the “Integrated physical adaptation and community resilience through an enhanced direct access pilot in the public, private, and civil society sectors of three Eastern Caribbean small island developing States” project (FP061) submitted by the Department of Environment Antigua to be implemented in Antigua and Barbuda, Dominica and Grenada.

26. As at 31 December 2018, the GCF pipeline comprises eight concept notes and three funding proposals under the EDA RFP, requesting total GCF funding of USD 207 million. Out of the eight concept notes, six have not been active in the past year. Out of the three funding proposals, one has been developed from a concept note since B.19, another was not approved at the eighteenth meeting of the Board and the other is currently under a PPF and associated concept note review.

### **4.2 Pilot programme to support micro, small and medium-sized enterprises**

27. Through decision B.13/22, the Board approved the micro, small and medium-sized (MSME) pilot RFP, deciding to limit GCF participation in the first tranche to USD 100 million. Following the closing of the MSME RFP in August 2016 and through the competitive evaluation process, the Board has approved two funding proposals for a total of USD 40 million. The approved projects include USD 20 million for the “Business loan programme for GHG emissions reduction” proposal (FP028) submitted by Mongolia-based XacBank to which GCF has disbursed its total commitment of USD 20 million; and another USD 20 million for the “Low-emission climate resilient agriculture risk sharing facility for MSMEs” proposal (FP048) submitted by the Inter-American Development Bank to be implemented in Guatemala and Mexico.

28. The “SCF capital solutions” proposal (FP029) initially approved for USD 12.2 million for the Development Bank of Southern Africa lapsed in October 2017 as the bank did not wish to extend the relevant deadline to execute the funded activity agreement in accordance with the Board’s approval.

29. In the first phase of the MSME RFP, the Secretariat gained knowledge of the potential for and the challenges related to working in the MSME segment with various entities. The potential is localized, with innovative technologies and greater community reach possible from local entities with strong connections to their communities. These projects, however, have been restricted by GCF accreditation requirements, as 13 of the 30 concept notes under the MSME RFP came from non-accredited entities. The Secretariat has encouraged these non-accredited entities either to become accredited or to partner with existing AEs. A proposal to launch a second tranche of the MSME RFP may be presented to the Board in 2019.

### 4.3 Mobilizing funds at scale

30. In accordance with decision B.16/03, the Board approved the mobilizing funds at scale pilot programme in 2017, allocating up to USD 500 million to innovative, high-impact projects and programmes that mobilize private sector investment in climate change activities. The RFP was open to responses from AEs and non-accredited entities and attracted 350 concept note submissions from more than 70 countries, with an estimated GCF requested financing of USD 18 billion. The result of the evaluation of the proposals, following a rigorous review according to criteria set out in the RFP, is as follows:

- (a) **The top 30 concept notes were shortlisted.** Seven submissions were received from AEs and 23 were received from non-accredited entities (of which 5 came from entities currently going through the accreditation process with GCF). The Secretariat is engaging with all proponents of shortlisted concept notes to work with them on the next steps towards developing full funding proposals for consideration by the Board. Around one to three concept notes are currently being developed into funding proposals to be presented to the Board at its twenty-third meeting, subject to further review and identification of suitable AEs;
- (b) **Ninety-five concept notes completed the three-level evaluation process.** The 95 concept notes were evaluated under the established evaluation process but were not shortlisted. Of the 95 concept notes, 20 concept notes were submitted by existing AEs, and the Secretariat is currently reviewing these. The Secretariat also invited the proponents of the 75 concept notes not submitted by an AE to work with an AE and reapply through the regular window;
- (c) **A total of 134 concept notes were outside the mobilizing funds at scale scoring criteria.** The Secretariat is seeking to engage on these 134 concept notes where possible; and

- (d) **Ninety-one concept notes were not considered due to incompleteness or double submission.**

#### 4.3.1 Challenges

31. Of the 30 shortlisted concept notes, 7 came from AEs, 5 came from entities currently going through the accreditation process with GCF and 18 came from non-accredited entities.

32. The Secretariat is working closely with the proponents of the 18 concept notes from non-accredited entities to either help them to find suitable AEs who may be interested in partnership or seek accreditation themselves. However, the Secretariat is experiencing difficulties and delays as some existing entities are developing their own projects with similar concepts or otherwise have shown little interest.

33. The entities that have shown interest in seeking accreditation are also facing a long process to secure it, including negotiating and executing accreditation master agreements. The projects that need immediate GCF financing may not move forward because of these and other accreditation-related challenges.

## 4.4 REDD-plus results-based payment

34. As per decision B.18/07, the Board allocated up to USD 500 million to the RFPs for the pilot programme for REDD-plus results-based payments (RBP). In response to this decision, the Secretariat has been working with countries across regions to bring forward high-quality proposals through the pilot programme.

35. As of the date of this document, three REDD-plus RBP concept notes have been received and one complete funding proposal has been submitted to the Secretariat for consideration at B.22. Notably, the REDD-plus RBP pilot has motivated private sector interest in REDD-plus investments as well.

36. It is expected that several countries, in particular from Latin America, will be ready to submit full funding proposals with their achieved results to the GCF for RBP later in the year.

37. The Secretariat has recently launched a dedicated web page on REDD-plus containing all the relevant documentation and templates.<sup>7</sup> The web page provides orientation to countries on the requirements for applying to the pilot programme. The Secretariat has been working closely with several countries, mainly from Latin America but a few from Asia and recently a few from Africa, that expressed interest. Dedicated country missions to South East Asia at the end of 2018 resulted in a mapping of interest and progress from several countries regarding the submission of future REDD-plus RBP projects.

38. Thirty-eight countries to date have submitted forest reference emission levels/forest reference levels to the United Nations Framework Convention on Climate Change. This illustrates an important indication of potential future submissions and requests for support regarding REDD-plus RBP to GCF.

39. An online questionnaire is being prepared and will be sent to these countries and other countries with the potential to engage in REDD-plus to assess their progress in REDD-plus and to estimate the support needed. This information will help identify the progress towards being eligible for RBP and help estimate the achieved results countries can present to the GCF for RBP in the future.

---

<sup>7</sup> Available at <<https://www.greenclimate.fund/redd>>.

## V. Status of pipeline knowledge management

40. By decision B.17/09, annex III, the Board requested the Secretariat to develop an online concept note and funding proposal submission portal and improve data management and analytics, including, for example, the AE submission portal and NDA portal. Responding to the decision, the Secretariat has enhanced the quality and transparency of the project pipeline by providing more advanced knowledge management systems to the public, stakeholders and internal users.

### 5.1.1 For public users: funding proposal pipeline updates and concept note publication

41. The Secretariat has been publishing the concept notes and the status of funding proposals as per the confidentiality assessment of the AEs and in accordance with the GCF Information Disclosure Policy in order to increase transparency as well as to improve pipeline management and related knowledge management. In a continuous effort, the Secretariat will start providing further enhanced monthly pipeline and portfolio status updates to internal and external stakeholders from the first quarter of 2019. This will enable public users as well as the Board, AEs and NDAs to access general information on the current GCF pipeline and portfolio status, communicate with each other and provide feedback to the Secretariat to improve the data and quality of the project pipeline.

### 5.1.2 For stakeholders: national designated authority/accredited entity portals and online submission of funding proposals and concept notes

42. In an effort to improve the concept note and funding proposal submission process, the Secretariat is developing an online submission portal. The online submission portal, connected to the AE and NDA portal, will provide a single location where all proposal-related information and documents can be accessed. The online submission portal will provide an improved experience and enhance the communication and connection between the NDAs/focal points and AEs and GCF. Currently, the portal is focused on SAP, and the Secretariat aims to pilot it in the first quarter of 2019 to a limited number of AEs as part of a testing period.

43. The Secretariat also aims to pilot the online submission portal for regular concept notes and funding proposals after the funding proposal template is further revised based on the policy discussions and decisions that are likely to be adopted at B.22.

44. As part of improving the accuracy of AE and NDA portal data, the Secretariat performed data cleansing for public sector proposals. This exercise was performed between November and December 2018 in communication with each AE. AEs were requested to verify whether proposals that had not made progress for a certain period of the time would be kept in the GCF pipeline. As a result, a total of 10 proposals were removed from the pipeline: 6 concept notes and 4 funding proposals. Withdrawn or inactive concept notes or funding proposals can be added to the pipeline again anytime upon resubmission by AEs.

### 5.1.3 For internal users: preparation for better knowledge-sharing and reporting

45. To encourage and enhance the data-driven decision-making and data-oriented communication within the organization, the Secretariat has started implementing self-service business intelligence (BI) capabilities for GCF colleagues, leveraging a BI platform by providing power users from different divisions with the infrastructure, data sources and training to enable them to explore the data and design and publish their own reports and dashboards, leading to better business decisions.

## Annex I: List of funding proposals

### Funding proposals in GCF pipeline at different stages of the review process

No.	Public/private	Project/programme title	Region	Project/programme	GCF amount (million USD) <sup>a</sup>	Financial instrument	Total size (million USD)	LDCs/SIDS/African States	Theme	Direct/International access	Stage	Impact potential		EWP? <sup>d</sup>	CPB? <sup>d</sup>	CN?	SAP	RFP
												Mitigation (MtCO <sub>2</sub> e <sup>q</sup> )	Adaptation (k beneficiaries)					
1	Public	Agricultural insurance project	LAC	Programme	20.0	Grant	20.0		Adaptation	International	5.1	0K	55K	Yes	Yes	Yes		
2	Public	Laos EbA project	Asia-Pacific	Project	27.0	Grant	31.5	LDCs	Adaptation	International	4.3	0K	820K	Yes	N/A			
3	Public	Transportation project	Africa	Project	32.3 <sup>b</sup>	Loan	454.0 <sup>b</sup>	LDCs/Africa	Cross-cutting	International	5.1	437K	320K	No	Yes			
4	Public	REDD+ project	Africa, Asia-Pacific	Programme	61.8	Grant	61.8	LDCs/Africa	Mitigation	International	5.1	10,000K	0K	Yes	Partly Yes			
5	Public	Agricultural project	Africa	Project	37.9	Grant	68.0	LDCs/Africa	Adaptation	International	5.1	0K	3,753K	Yes	N/A			
6	Public	Climate Resilient Communities project	LAC	Project	9.5	Grant	10.0		Adaptation	International	5.1	0K	58K	Yes	Yes	Yes		
7	Public	Community adaptation project	Africa	Project	10.0	Grant	10.0	Africa	Adaptation	Direct	4.3	0K	50K	Yes	No	Yes		
8	Public	Green project	Africa	Programme	9.9	Grant	9.9	Africa	Cross-cutting	Direct	4.3	115K	226K	Yes	No			
9	Public	Adaptive capacity project	Asia-Pacific	Project	23.7	Grant	79.9		Cross-cutting	International	4.3	TBD <sup>e</sup>	TBD <sup>e</sup>	Yes	No	Yes		
10	Public	REDD+ project	Africa	Project	30.0	Grant	115.1	Africa	Cross-cutting	International	5.1	13,290K	5,843K	No	N/A	Yes		EDA
11	Public	Food and Nutrition Security project	Asia-Pacific	Project	31.5	Grant	79.1	LDCs	Cross-cutting	International	5.1	34,971K	400K	Yes	N/A			
12	Public	Climate resilience project	Africa	Project	29.4	Grant	37.7	Africa	Adaptation	International	4.3	0K	2,302K	Yes	No	Yes		
13	Public	Rural livelihoods project	Asia-Pacific	Project	33.3	Grant	49.7	LDCs	Cross-cutting	International	5.1	1,320K	475K	Yes	N/A			
14	Public	Enhancing community resilience project	Africa	Project	TBD	TBD	TBD	Africa	Adaptation	Direct	4.3	0K	438K	Yes	No	Yes		
15	Public	Resilience of communities and ecosystems project	Africa	Project	9.9	Grant	9.9	Africa	Adaptation	Direct	4.3	0K	481K	Yes	No	Yes		
16	Public	Smallholder Farmers project	Africa	Project	10.0	TBD	10.0	Africa	Adaptation	Direct	5.1	0K	231K	Yes	No	Yes		
17	Public	Joint mitigation and adaptation project	LAC	Project	420.0	TBD	1,400.0		Cross-cutting	Direct	5.1	118,168K	0K	No	Yes	Yes		
18	Public	Coastal communities project	Africa	Project	23.6	Grant	26.7	LDCs/Africa	Adaptation	International	4.3	0K	2,000K	Yes	No	Yes		EDA
19	Public	Ecosystem based adaptation project	Africa	Programme	23.2	Grant	34.3	Africa	Adaptation	International	5.1	0K	775K	Yes	No	Yes		
20	Public	Resilience to natural disasters project	LAC	Project	16.1	Grant	48.8	SIDS	Adaptation	International	5.1	0K	3,193K	No	Yes	Yes	Yes	
21	Public	REDD+ Project	Africa	Project	30.0	Grant	109.1	Africa	Mitigation	International	4.3	6,000K	0K	Yes	No	Yes		
22	Public	Rural development project	LAC	Programme	22.4	Grant	27.1		Cross-cutting	Direct	5.1	732K	21K	Yes	Yes	Yes		
23	Public	Mitigation project	Asia-Pacific	Project	55.7	Grant	72.5	LDCs	Cross-cutting	International	5.1	1,937K	466K	Yes	Yes	Yes		
24	Public	Agriculture project	Asia-Pacific	Project	25.3	Grant	51.5	LDCs	Adaptation	International	5.2	0K	579K	Yes	N/A	Yes		
25	Public	Coastal resilience project	Asia-Pacific	Project	48.4	Grant	71.2	SIDS	Adaptation	International	4.3	0K	24K	Yes	Yes	Yes		

No.	Public/private	Project/programme title	Region	Project/programme	GCF amount (million USD) <sup>a</sup>	Financial instrument	Total size (million USD)	LDCs/SIDS/African States	Theme	Direct/International access	Stage <sup>c</sup>	Impact potential		EWP? <sup>d</sup>	CPB? <sup>d</sup>	CN?	SAP	RFP
												Mitigation (MtCO <sub>2</sub> eq)	Adaptation (k beneficiaries)					
26	Public	Ecosystem and Agricultural Resilience project	Africa	Project	45.7	Grant	50.0	LDCs/Africa	Cross-cutting	International	5.1	70,500K	5,620K	Yes	N/A			
27	Public	Safeguarding communities project	Asia-Pacific	Project	22.4M	Grant	59.4	LDCs/SIDS	Adaptation	International	5.2	TBD <sup>e</sup>	TBD <sup>e</sup>	Yes	No	Yes		
28	Public	Clean Energy project	Asia-Pacific	Programme	60.0	Grant, Loan	120.0		Mitigation	Direct	4.3	2,579K	1,530K	Yes	N/A	Yes		
29	Public	Climate-resilient project	Africa	Project	44.0	Grant	49.0	Africa	Adaptation	International	4.3	0K	1,060K	Yes	No	Yes		
30	Public	Livelihood project	Asia-Pacific	Programme	20.0	Grant, Loan	20.0	LDCs	Adaptation	Direct	4.3	0K	67K	N/A	No	Yes	Yes	
31	Public	climate-resilient forest project	LAC	Project	35.0	Grant, Loan	79.0		Cross-cutting	International	4.3	2,300K	0K	No	Yes	Yes	Yes	
32	Public	Climate resilience project	Africa	Project	7.0	Grant	7.0	Africa	Adaptation	International	4.3	0K	1,500K	Yes	N/A	Yes		
33	Public	Resilient Rural project	LAC	Programme	8.0	Grant, Loan	20.0	SIDS	Adaptation	International	5.2	0K	30K	Yes	Yes	Yes		
34	Public	Green Community Project	Africa	Project	27.2 <sup>b</sup>	Grant, Loan	35.6 <sup>b</sup>	LDCs/Africa	Mitigation	Direct	5.2	187K	0K	Yes	Yes		Yes	
35	Public	Forests and rangelands project	Asia-Pacific	Project	40.0	Grant	97.4		Cross-cutting	International	4.3	TBD <sup>e</sup>	TBD <sup>e</sup>	Yes	N/A			
36	Public	Resilient Land project	Asia-Pacific	Project	25.0	Grant	47.7		Adaptation	International	4.3	0K	35K	Yes	N/A	Yes		
37	Public	Water banking project	Asia-Pacific	Project	27.6 <sup>b</sup>	Grant	42.5 <sup>b</sup>		Cross-cutting	International	5.1	71K	200K	Yes	N/A	Yes		
38	Public	Water programme	Africa	Programme	41.7	Grant, Loan	195.7	Africa	Adaptation	Direct	4.3	0K	4,300K	No	No	Yes		
39	Public	Smallholder agriculture project	Asia-Pacific	Project	29.7	Grant	164.5		Adaptation	International	4.3	0K	1,329K	Yes	N/A	Yes		
40	Public	Infrastructure project	LAC	Project	14.3	Grant	46.8	SIDS	Cross-cutting	Direct	4.3	0K	72K	Yes	Yes	Yes		
41	Public	Rural communities project	Africa	Project	9.0	Grant	10.0	LDCs/Africa	Adaptation	International	5.2	0K	24K	Yes	No			
42	Public	Ecosystem based adaptation project	Africa	Project	8.9	Grant	9.1	Africa	Adaptation	Direct	5.2	0K	216K	Yes	No	Yes		
43	Public	Community climate change project	Asia-Pacific	Project	9.3	Grant	13.5	LDCs	Adaptation	Direct	5.1	0K	250K	N/A	No	Yes	Yes	
44	Public	African Risk Programme	Africa	Programme	50.0	Grant, Loan	62.6	LDCs/Africa	Adaptation	International	4.3	TBD <sup>e</sup>	TBD <sup>e</sup>	No	N/A	Yes		
45	Public	Climate resilient agriculture project	Asia-Pacific	Project	37.2	Grant	49.9		Adaptation	International	4.3	0K	10,500K	Yes	Yes	Yes		REDD+ RBP
46	Public	Food security project	Africa	Project	8.8	Grant	10.0	Africa	Adaptation	International	4.3	TBD <sup>e</sup>	TBD <sup>e</sup>	Yes	No			
47	Public	Agribusiness project	Asia-Pacific	Project	30.0	Grant	78.0	LDCs	Adaptation	International	5.1	0K	700K	No	N/A			
48	Public	vulnerable communities and ecosystems project	Asia-Pacific	Project	27.4	Grant	32.7	LDCs	Adaptation	International	4.3	TBD <sup>e</sup>	TBD <sup>e</sup>	Yes	No	Yes		REDD+ RBP
49	Public	low-carbon electric project	Africa	Project	28.2	Grant	46.7	LDCs/Africa	Cross-cutting	Direct	5.1	2,333K	1,200K	Yes	Yes			
50	Public	Livelihoods Project	Africa	Project	173.0	Grant, Loan	292.0	LDCs/Africa	Cross-cutting	International	4.3	TBD <sup>e</sup>	TBD <sup>e</sup>	No	No			
51	Public	Thermal power project	Africa	Project	8.9	Grant	15.3	LDCs/SIDS/Africa	Cross-cutting	Direct	5.1	TBD <sup>e</sup>	TBD <sup>e</sup>	Yes	N/A			
52	Public	Climate-friendly project	Africa	Project	18.6 <sup>b</sup>	Grant	27.6 <sup>b</sup>	LDCs/Africa	Mitigation	International	5.2	TBD <sup>e</sup>	TBD <sup>e</sup>	Yes	No	Yes		
53	Public	Sustainable city project	Africa	Programme	43.7	Grant	47.6	LDCs/Africa	Cross-cutting	Direct	4.3	1,031K	1,662K	Yes	No			





No.	Public/private	Project/programme title	Region	Project/programme	GCF amount (million USD) <sup>a</sup>	Financial instrument	Total size (million USD)	LDCs/SIDS/African States	Theme	Direct/International access	Stage	Impact potential		EWP? <sup>d</sup>	CPB? <sup>d</sup>	CN?	SAP	RFP
												Mitigation (MtCO <sub>2</sub> e) <sup>q</sup>	Adaptation (k beneficiaries)					
54	Public	Climate finance project	Asia-Pacific	Programme	100.0 <sup>b</sup>	Loan	1,416.9 <sup>b</sup>		Cross-cutting	International	5.3	25,000K	15,000K	No	N/A			
55	Public	Enhancing resilience project	LAC	Project	9.5	Grant	10.0		Adaptation	Direct	4.3	38,962K	27K	Yes	Yes			
56	Public	Off-grid electrification project	Africa	Project	150.0	Grant, Loan	310.0	LDCs/Africa	Cross-cutting	International	4.3	6,500K	4,000K	No	No			
57	Public	REDD+ project	LAC	Project	18.6	TBD	18.6		Mitigation	International	5.1	3,624K	0K	Yes	N/A	Yes		
58	Public	Water Sector project	Asia-Pacific	Project	19.1	Grant	25.2	SIDS	Adaptation	International	4.3	0K	16K	Yes	N/A	Yes		
59	Public	Climate resilience project	Asia-Pacific	Project	47.8	Grant	58.3		Adaptation	International	4.3	0K	1,340K	Yes	Yes			
60	Public	REDD+ project	LAC	Programme	100.0	Loan	100.0		Mitigation	International	5.2	19,865K	0K	Yes	Yes	Yes		
61	Public	Adaptation project	Asia-Pacific	Project	38.4	Grant	50.0	LDCs	Adaptation	Direct	4.3	0K	200K	N/A	No	Yes		EDA
62	Public	Clean cooking project	Africa	Project	8.2	Grant	16.2	Africa	Mitigation	International	4.3	2,076K	6,580K	No	No			
63	Public	Resilience of smallholder farmers project	Africa	Programme	119.3	Loan	802.5	Africa	Adaptation	International	4.3	0K	3,728K	Yes	N/A	Yes		
<b>Subtotal (public)</b>					<b>2,552.4</b>		<b>7,425.5</b>											
64	Private	Transportation Programme	Asia-Pacific	Project	59.2	Loan	164.2		Mitigation	International	4.3	44K	0K	Yes	N/A			
65	Private	Green Bond Programme	Africa, Asia-Pacific, Eastern Europe, LAC	Programme	75.0	Equity	2,100.0	LDCs/SIDS/Africa	Mitigation	International	5.1	90,000K	0K	No	Yes			
66	Private	Renewable Energy Programme	Asia-Pacific	Project	95.0	Grant, Loan	581.5	LDCs	Mitigation	International	5.1	4,600K	0K	No	No			
67	Private	Renewable energy programme	Africa	Programme	140.0	Loan, Guarantee	505.0	Africa	Mitigation	International	4.3	5,346K	0K	No	No	Yes		
68	Private	Green Climate Finance Programme	LAC	Programme	100.0	Grant, Loan	195.2		Mitigation	Direct	5.1	15,500K	0K	Yes	No	Yes		
69	Private	Gender Finance Programme	Africa	Programme	20.0	Grant, Loan	205.0	Africa	Cross-cutting	International	4.3	TBD <sup>e</sup>	TBD <sup>e</sup>	Yes	No	Yes		MSME
70	Private	Loan and Guarantee Facility	Africa	Programme	101.0	Loan, Equity	552.0	Africa	Mitigation	Direct	5.2	7,000K	0K	No	No	Yes		
71	Private	Renewable Energy Project	Africa	Project	100.0	Loan	467.0	Africa	Mitigation	International	5.2	7,069K	0K	No	No			
72	Private	REDD+ Programme	LAC	Programme	83.3	Grant, Loan, Guarantee, Equity	113.5	LDCs/Africa	Mitigation	International	5.1	15,000K	0K	Yes	No	Yes		MFS
73	Private	Renewable Energy Programme	Africa	Programme	39.5	Equity	976.5	LDCs/Africa	Mitigation	International	4.3	198,500K	0K	No	No	Yes		MFS
74	Private	Renewable Energy Programme	Africa	Programme	90.0	Grant, Loan, Equity	2,490.0	LDCs/Africa	Mitigation		4.3	TBD <sup>e</sup>	TBD <sup>e</sup>		No	Yes		MFS
75	Private	Renewable Energy Programme	LAC	Programme	148.8	Grant, Loan	485.0		Mitigation	International	4.3	TBD <sup>e</sup>	TBD <sup>e</sup>	Yes	N/A	Yes		MFS

No.	Public/private	Project/programme title	Region	Project/programme	GCF amount (million USD) <sup>a</sup>	Financial instrument	Total size (million USD)	LDCs/SIDS/African States	Theme	Direct/International access	Stage <sup>c</sup>	Impact potential		EWP? <sup>d</sup>	CPB? <sup>d</sup>	CN?	SAP	RFP
												Mitigation (MtCO <sub>2</sub> eq)	Adaptation (k beneficiaries)					
76	Private	Renewable Energy	LAC	Project	29.9	Equity	1,112.4		Cross-cutting	International	5.1	35,000K	17,600K	NA	Yes	Yes		MFS
77	Private	Transportation Programme	LAC	Programme	16.8	Grant, Equity	40.8		Mitigation	Direct	4.3	TBD <sup>e</sup>	TBD <sup>e</sup>	Yes	Yes	Yes		MFS
78	Private	Water Project	Africa	Project	28.0	Loan	225.0	Africa	Adaptation	Direct	5.1	0K	4,185K	N/A	No			
79	Private	Green Finance Programme	Asia-Pacific	Programme	40.0	Grant, Loan, Equity	50.0		Mitigation	Direct	4.3	3,158K	0K	Yes	No			
80	Private	Renewable Energy Programme	Africa	Programme	52.5	Grant, Equity	103.5	LDCs/Africa	Cross-cutting	International	4.3	TBD <sup>e</sup>	TBD <sup>e</sup>	No	No	Yes		
81	Private	Lending facility for solar energy	Africa	Programme	70.0 <sup>b</sup>	Grant, Loan	140.1 <sup>b</sup>	LDCs/SIDS/Africa	Mitigation	Direct	5.2	4,700K		No	No	Yes		
82	Private	Private sector climate investment facility	Africa, Asia-Pacific, LAC	Programme	216.5 <sup>b</sup>	Grant, Loan	1,498.0 <sup>b</sup>	LDCs/Africa	Cross-cutting	International	4.3	TBD <sup>e</sup>	TBD <sup>e</sup>	No	N/A			
<b>Subtotal (private)</b>					<b>1,505.4</b>		<b>12,004.6</b>											
<b>Overall total (public + private)</b>					<b>4,057.8</b>		<b>19,430.2</b>											

*Abbreviations:* CN = Concept note, CPB = Country programme brief; EDA = Enhancing direct access, EWP = Entity work programme, LAC = Latin America and the Caribbean, LDCs = Least developed countries, MFS = Mobilizing funds at scale, MSME = Micro-, small and medium-sized enterprises, SAP = Simplified Approval Process, REDD+ RBP = Reducing emissions from deforestation and forest degradation (Result-Based Payment), RFP = Request for proposal, SIDS = Small island developing States.

<sup>a</sup> The individual funding amounts are rounded to the nearest tenth.

<sup>b</sup> The requested GCF amount in euros is converted into United States dollars at the United Nations Operational Rates of Exchange effective as 15 January 2019 (1 EUR = 1.14810563USD).

<sup>c</sup> Stage: (4.3) funding proposal receipt and completeness check; (5.1) second-level due diligence by the Secretariat; (5.2) submission to the independent Technical Advisory Panel; and (5.3) submission to the Board. Stage numbers are according to the updated project and programme cycle (decision B.17/09, annex IV).

<sup>d</sup> Information under columns “EWP” and “CPB” should not be interpreted as confirmation of whether a funding proposal is supported by NDAs/focal points or accredited entities at the date of publication of this report. Under column “CP/CPB?”, “N/A” indicates that the country has not shared a CP/CPB with the Secretariat (hence no information is available) and “No” typically indicates that the funding proposal is not included in the latest version of the CP/CPB shared with the GCF Secretariat; we note, however, that funding proposals in early development stages may still be presented with different titles in EWPs and CPs/CPBs, hence not allowing the Secretariat to identify them as the same project until further consultations take place with AEs and NDAs or focal points. The Secretariat of the GCF requests accredited entities to provide an update of their EWPs twice a year. Country programming updates observe a schedule that takes into account country planning schedules and country-Secretariat engagement on pipeline development, inter alia.


<sup>e</sup> Since the funding proposal is at an early stage development, the accredited entity is still in the process of quantifying the mitigation and adaptation impacts.




## Annex II: List of Project Preparation Facility applications

### Project Preparation Facility applications in the GCF pipeline at different stages of the review process

No.	Public/private	Project name	Region	PPF amount	Financial instrument	LDCs/SIDS /African States	Theme	Direct/ international access	Latest stage
1	Public	Rural Green Economy and Climate Resilient Programme	Africa	1,498,841	Grant	Yes	Cross-Cutting	Direct	8
2	Public	Enhancing Early Warning Systems to build greater resilience	Asia-Pacific	535,833	Grant	Yes	Adaptation	International	6
3	Public	Development of an Integrated, Sustainable and Resilient Agricultural Project	Africa	717,407	Grant	Yes	Cross-Cutting	Direct	6
4	PPP	Public and Private Sector Energy Efficiency Programme	Africa	318,060	Grant	Yes	Mitigation	Direct	5
5	Public	Renewable Bio-mass Fuel project	Latin America and the Caribbean	694,000	Grant	Yes	Cross-Cutting	Direct	6
6	Public	Sustainable Transport project	Latin America and the Caribbean	1,415,750	Grant	No	Mitigation	Direct	6
7	Public	Metropolitan Climate Resilience Project	Africa	934,185	Grant	Yes	Adaptation	International	6
8	Public	Pilot project of hydro agricultural perimeters development	Africa	439,134	Grant	Yes	Cross-Cutting	Direct	5
9	Public	Transformative public and private partnerships for climate change adaptation and mitigation	Latin America and the Caribbean	277,172	Grant	No	Cross-Cutting	International	5
10	Public	Devolved climate change governance to strengthen resilience of communities	Africa	371,200	Grant	Yes	Adaptation	Direct	5
11	Public	Integrated Landscape Management	Asia-Pacific	278,946	Grant		Cross-Cutting	International	6
12	Public	Waste Management Programme	Africa	1,359,719	Grant	Yes	Mitigation	Direct	5
13	Public	Strengthening Urban Resilience	Latin America and the Caribbean	548,205	Grant	No	Cross-Cutting	International	5
14	Private	Promoting private sector investment for textile sector	Asia-Pacific	301,562	Grant	Yes	Mitigation	Direct	5
15	Public	Bus Rapid Transit Development	Asia-Pacific	788,000	Grant	No	Mitigation	Direct	5
16	Private	Green Finance Project	Asia-Pacific	348,964	Equity	No	Mitigation	Direct	5
17	Public	Strengthening and enhancing the application of Environmentally Sound Technologies	Asia-Pacific	1,500,000	Grant	No	Cross-Cutting	International	99
18	Public	Preservation and restitution of ecosystem services with an emphasis on water security for climate change adaptation and mitigation	Latin America and the Caribbean	704,000	Grant	No	Cross-Cutting	International	99
19	Public	Building climate change resilience of small scale and subsistence farmers to support	Africa	410,000	Grant	Yes	Adaptation	International	99



		sustainable rural development							
20	Public	Securing Permanent Forests to Combat Climate Change and Enhance Sustainable National and Local Economies	Africa	547,668	Grant	Yes	Cross-Cutting	International	99
21	Public	Restoring forests and agrosystems for climate change adaptation	Africa	299,187	Grant	Yes	Cross-Cutting	International	99
22	Public	Strengthening Resilience of Coastal Ecosystems and Communities	Africa	282,500	Grant	Yes	Adaptation	International	99
23	Public	Increasing the resilience of livelihood options of vulnerable communities	Africa	861,000	Grant	Yes	Adaptation	International	99
24	Public	Coastal protection project	Africa	928,260	Grant	Yes	Adaptation	International	99
25	Public	Enhancing adaptive capacity of local communities and restoring carbon sink potential	Africa	295,826	Grant	Yes	Cross-Cutting	International	99
26	Public	Climate Resilient Organic Livelihood Project	Asia-Pacific	305,778	Grant	Yes	Adaptation	Direct	99
27	Public	Catalysing the transformation to a solar based economy	Latin America and the Caribbean	166,669	Grant	No	Cross-Cutting	Direct	99
28	Public	Strengthening resilience of rural livelihoods to climate risks	Asia-Pacific	975,000	Grant	Yes	Cross-Cutting	International	99
29	Public	Global Climate Services for Energy	Africa, Eastern Europe	1,028,100	Grant	Partial	Cross-Cutting	International	99
30	Public	Linking Climate Knowledge to Action for Resilience	Africa	842,497	Grant	Yes	Adaptation	International	99
31	Public	Green City Project	Africa	1,030,750	Grant	Yes	Cross-Cutting	Direct	4
32	Public	Integrated Atmospheric Composition Services	Africa	706,200	Grant	Yes	Cross-Cutting	International	99
33	Public	Solar Technology District	Latin America and the Caribbean	1,500,000	Grant	No	Mitigation	Direct	99
34	Private	Green Investment Platform	Latin America and the Caribbean	854,600	Grant	No	Cross-Cutting	Direct	4
35	Public	Accelerating Adoption of Electric Mobility	Latin America and the Caribbean	896,500	Grant	No	Mitigation	International	99
36	Public	REDD+ to Reef Landscape Project	Latin America and the Caribbean	486,823	Grant	No	Cross-Cutting	International	99
37	Public	Electric Mobility project	Africa	440,800	Grant	Yes	Mitigation	International	99
38	Public	Promotion of energy efficient appliances, lighting and equipment	Asia-Pacific	1,500,000	Grant	Yes	Mitigation	International	99
39	Public	Low-emission and Climate Resilient Dairy Development Project	Africa	210,000	Grant	Yes	Cross-Cutting	International	4
40	Public	Increased Climate Resilience of rural households and communities	Latin America and the Caribbean	211,704	Grant	Yes	Adaptation	International	99



41	Public	Solar PV Programmatic Solutions	Africa	1,495,000	Grant	Yes	Mitigation	Direct	99
42	Public	Building Resilience in the Water Sector	Africa	450,000	Grant	Yes	Adaptation	International	99
43	Public	Building resilience of vulnerable farmers and ecosystems	Latin America and the Caribbean	264,800	Grant	No	Adaptation	International	99
44	Public	Coastal and Marine Ecosystem Resilience Programme	Asia-Pacific	1,489,381	Grant	Yes	Adaptation	International	99
45	Public	Programme for Climate-Smart Agroforestry-based Entrepreneurship	Africa	207,720	Grant	Yes	Cross-Cutting	Direct	2
46	Public	Mainstreaming Climate Smart Planning into Agricultural Development	Africa	1,019,076	Grant	Yes	Cross-Cutting	Direct	2
47	Public	Low-Emission and Climate Resilient Agriculture	Latin America and the Caribbean	670,600	Grant	No	Cross-Cutting	Direct	4
48	Public	Green Transport Program	Asia-Pacific	526,311	Grant	Yes	Mitigation	International	4
49	Public	Enhancing the sustainability of the national energy matrix	Latin America and the Caribbean	881,000	Grant	No	Cross-Cutting	Direct	2
50	Private	Mini-grid Solution	Asia-Pacific	926,425	Repayable Grant	No	Cross-Cutting	Direct	4
51	Private	Promoting large scale adoption of energy saving technologies and equipment	Asia-Pacific	721,120	Grant	Yes	Cross-Cutting	Direct	99
52	Public	Eco-friendly Tourism	Asia-Pacific	1,144,000	Grant	No	Cross-Cutting	Direct	2
53	Public	Reduce, Reuse and Recycle for climate resilience wastewater systems	Latin America and the Caribbean	1,023,703	Grant	Yes	Cross-Cutting	Direct	3
54	Public	Ecosystem and livelihoods resiliency	Africa	365,316	Grant	Yes	Cross-Cutting	International	4
55	Private	Cable Car Project	Africa	1,617,700	Grant	Yes	Mitigation	International	3
56	Public	Climate Resilient Coastal Forestry	Asia-Pacific	249,702	Grant	Yes	Cross-Cutting	Direct	3
57	Private	Promoting private sector investment through large scale adoption of energy saving technologies	Asia-Pacific	265,385	Grant	Yes	Mitigation	Direct	3
58	Public	Agriculture and Livelihood Adaptation to Drought	Asia-Pacific	1,250,000	Grant	Yes	Adaptation	Direct	2
59	Private	The Green Fund	Africa	1,500,000	Grant	Yes	Cross-Cutting	Direct	2
60	Public	Stimulating investment through enhanced environmental services and climate resilience	Africa	1,435,144	Grant	Yes	Cross-Cutting	Direct	2
61	Public	Catalysing Climate Change Related Investments	Asia-Pacific	368,160	Grant	Yes	Adaptation	Direct	2
<b>Total</b>				<b>45,681,383</b>					

*Note:* The list includes Project Preparation Facility (PPF) applications submitted with formal no-objection letters from national designated authorities. Stage 1: PPF application with concept note receipt and completeness check; Stage 2: concept note under Secretariat review and accredited entities revision; Stage 3: concept deemed ready for PPF support and PPF application under Secretariat review and accredited entities revision; Stage 4: PPF application endorsed; Stage 5: PPF application approved; Stage 6: PPF application under implementation; Stage 7: PPF activities completed; Stage 8: funding proposal submitted; Stage 99: inactive, including withdrawn and no response from the accredited entity for over six months.

*Abbreviations:* LDCs = least developed countries, SIDS = small island developing States.